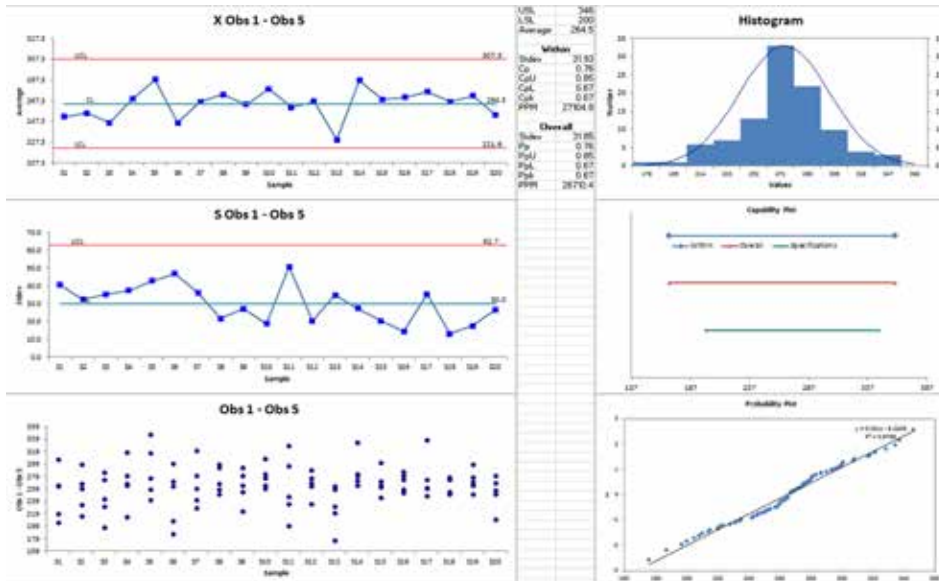
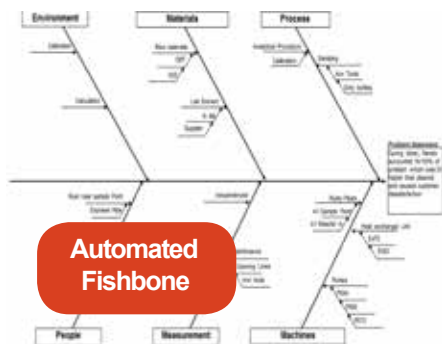


Control Charts, Pareto Charts, Histograms and Fishbones in Excel 2003–2013!

What's New In The QI Macros for Excel?




Capability Suite



Automated Fishbone

Ishikawa Diagram



Weibull Histogram

Actual QI Macros Graphs and Templates



Video Tour: qimacros.com/training/videos/

Try Them Out Risk-Free For 30 Days!

Download a 30-day evaluation copy from qimacros.com/trial/30-day/

Lean Six Sigma Tools — 40+ charts, 90+ Fill-in-the-Blanks Templates, 17 statistical tools like ANOVA and t tests, and Data Manipulation tools like the PivotTable Wizard.

Lean Six Sigma Simplified Training, Action Plan, Ezines and Quick Reference Cards

QI Macros Training Resources: User Guide, Email Courses, Free Webinars

www.qimacros.com • (888) 468-1537 or (303) 756-9144

Order at www.qimacros.com and download immediately!

Order Today!
QI Macros 2014
for Only \$229!



Over
100,000
Sold!

Used in 80
countries
worldwide!

\$90 of FREE ebooks including Six Sigma Golf when you try the 30-day trial (PC or Macintosh).

...

QI Macros is the best and lowest cost tool available. The other "stat" and charting programs are way too expensive and complex for most of the QA people that I've trained.

- Steve Hoyt, ASQ Program Chair

The QI Macros does everything you said it would and the cost is an unbelievable value. Many thanks for such a useful tool!!!

- Kate Felix, PhD, RN

...

Free Training!

www.qimacros.com/training

Your Data is in Excel, Shouldn't Your Lean Six Sigma Software be There Too?

Four ways to look smarter!

I think we can agree that Six Sigma has so many tools, charts and statistics that it can be overwhelming.

For the sake of argument, let's say you're not a statistician. It stands to reason that you still need to analyze data and create informative charts that present your insights about what's wrong to whoever is in charge. Here's four ways to look smarter to your peers and leaders.

1. Be a Chart Wizard! Sarah, a nurse in a hospital emergency department, had taken a Six Sigma course some time ago, but forgot what chart she could use with patient wait time data. Then she remembered the QI Macros Chart Wizard. After selecting her data, the Chart Wizard turned her data into descriptive statistics, a histogram and an XmR control chart. Her data was normal, and her process was stable but not capable of meeting patient needs.

2. Be a Control Chart Wizard! Like Sarah, Jeff had learned Six Sigma some time ago. His manufacturing plant had various kinds of data—measurements, error rates and counts of rework and scrap. He struggled to navigate the decision tree in his Six Sigma manual until... he remembered the QI Macros Control Chart Wizard. After selecting his data, the Control Chart Wizard analyzed his data, navigated the decision tree for him and automatically drew the right chart each time. With the wizard's help, he was soon monitoring all of the plant's KPIs.

3. Be a PivotTable Wizard! Sarah and Jeff each had spreadsheets listing every mistake or error found in the ER and production floor, but they weren't summarized or

categorized in a way that would make it easy to analyze. Then they remembered the QI Macros PivotTable Wizard. They each selected up to four column headings and the PivotTable Wizard found an optimal way to summarize the data for them. And it was easy to draw control charts and pareto charts right from the PivotTable summaries. Improvement opportunities were immediately visible.

4. Be a Statistics Wizard! Because of her stellar use of Six Sigma tools, the chief medical officer asked Sarah to analyze the results of some medication testing. Acronyms of hypothesis tests swirled in her head until she remembered the QI Macros Statistics Wizard. She selected the data and the Statistics Wizard offered up descriptive statistics, F-tests and t-tests. The QI Macros results even told her what the p-value meant! (Her data was normal; the means were the same; but the variances were different.)

The Chart and Statistics Wizards are a few of the many reasons that anyone can learn to use the QI Macros in a matter of minutes, not days or weeks. Providing 90% of the functionality of Minitab at 10% of the cost, the QI Macros are an inexpensive yet powerful toolkit for Lean Six Sigma. It can cost \$50,000+ to bring a Black Belt or Green Belt up to speed. Why not give them all the tools they need. Ones that work right in Excel?


The QI Macros are simple and straightforward compared to Minitab which has too many confusing options. You can spend a lot more for SPC software, but you won't get the convenience and clarity you get from the QI Macros.

Paul Bronzo

Includes 40+ Charts	90+ "Fill-in-the-Blanks" Templates		Statistical Tools	Data Manipulation
Chart Wizard Control Chart Wizard c, np, p, u XmR, XbarR, XbarS. I-MR-R XmedianR, Levey Jennings EWMA, Moving Average Cusum, Hotelling T2 Pareto Chart Histogram with Cp, Cpk Histogram - Weibull Analysis Capability Suite Box & Whisker, MultiVari Chart Line, Run, Bar, Pie Charts Dot Plot, Scatter, Matrix g chart, t chart Short Run Control Charts	c, np, p, u Dashboard XmR, XbarR Dashboard Control Chart Templates Countermeasures Matrix Cost-of-Quality Analysis Cp Cpk Template Design of Experiments DPMO Calculator Earned Value Calculator EMEA/FMEA EOQ Calculator Flow Chart Gantt Chart Gage R&R Template Histogram Template Ishikawa Diagram	Lean - Takt & NVA PPAP for AIAG Probability Plot Project Charter Pugh Concept Selection QFD House of Quality ROC Curve ROI Calculator SIPOC Stakeholder Analysis Toyota A3 Report Ford 8D Report TRIZ Template Value Stream Map Voice of the Customer Yamazumi Chart	Statistics Wizard Anova One & Two Factor Chi Square Correlation, Covariance Descriptive Statistics Data Normality Test Equivalence Test Exponential Smoothing F-Test, Fisher's Exact Non-Parametric Tests Moving Average Multiple Regression Proportion Tests Sample Size Calculator t-Test: 1 and 2 Factor Tukey Quick Test	PivotTable Wizard Word Count Box-Cox Unstack-Restack Sampling Paste Link Transpose

2 Order at www.qimacros.com and download immediately!

QI Macros – Quantity Discounts



Buy "seats" for all of the users that need the QI Macros.



35 pg. User Guide + CD-ROM

Requirements

PC, Tablet or Macintosh running:

- Windows XP, Vista or Windows 7/8, OSX
- Macintosh Excel 2011 & Office 365
- Excel 2003, 2007, 2010, 2013, & Office 365
- Works in all international versions of Excel.
- Uses 30Mb storage.

60 day, no-risk, money back guarantee!

The QI Macros is a Single User License.
You need one license per computer.

You can buy 5-10 copies for less than the cost of one copy of most other brands of SPC software.

Prices Good Until 12/31/2014

QI Macros – Quantity Discounts

Quantity	Price/New License	Upgrade Price/ License	USPS/S&H	Fed Ex Standard Overnight
1	\$229	\$99	\$9	\$25
2-9	\$199	\$99	\$10-\$15	\$30-\$40
10-49	\$179	\$89	\$20-\$35	\$45-\$55
50-99	\$159	\$79	\$50	\$65
100-249	\$149	\$69	\$100	\$150
250+	\$129	\$59	\$200	\$250

Price Comparison

For this many copies of Minitab	Minitab Price	+ Quality Companion	You could buy this many copies of QI Macros
1	\$1,495	\$1,195	15 @ \$179
10	\$12,950	\$10,250	155 @ \$149
20	\$23,900	\$19,000	332 @ \$129

QI Macros Home/Office (Item #230H)

The QI Macros is a single user license. For users with more than one computer we created the Home / Office Edition. It allows installation on a second computer for an incremental \$50. This option is only good for 1 user - 2 computers. If there are two users on either computer then each person needs their own license.

- Home / Office
- Desktop / Laptop
- PC / MAC


When looking for a statistical software package to recommend to my clients and to use in my Six Sigma Green, Black and Master Black classes we found QI Macros for Excel to be the best overall value.

- H. James Harrington
CEO, Harrington Institute

Order at www.qimacros.com and download immediately!

QI Macros Books and Training Systems

QI Macros Example Book (#239)



\$29.95

Newly Revised!

Detailed examples and step-by-step instructions for creating and analyzing each Six Sigma tool using the QI Macros.

I find it easier to work from an example, don't you? Since the QI Macros User Guide only shows you how to use the software, not how to be a Six Sigma wizard, many people have asked for a book of examples that they could turn to for guidance. I've created examples from healthcare, manufacturing, and service industries to show you how to create and interpret each template or graph, and the associated metrics. 94 pgs

SPC Simplified Book (#215)



\$29.95


Newly Revised!

Detailed examples and step-by-step instructions for:

- **Defining Processes**
- **Choosing Charts**
- **Analyzing Stability**
- **Analyzing Capability with Cp, Cpk**

While the formulas may be important to the QI Macros, they aren't as important to you. What is important is how to choose and use the control charts and histograms in the QI Macros. This book will show you how. 63 pgs

SPC Simplified Video (#267)




\$97

For the busy quality practitioner to train front-line workers in Statistical Process Control. This video is perfect for overview or just-in-time team training.

Unlike other courses that burden the learner with all of the statistics behind these charts and graphs, this video focuses on analyzing stability and capability using the QI Macros. Includes histograms and all attribute and variable charts.

Breakthrough Improvement with QI Macros and Excel (#219)


New!



\$40

This book will show you, step-by-step, how to make breakthrough improvements using just Excel and the QI Macros.

Every million dollar project Jay has ever worked on used just seven tools to deliver massive results, often in days. You don't have to know Six Sigma, just Excel and the QI Macros.



\$279

QI Macros Starter Kit (Item #275)

For those who would like a little guidance, we created a starter package:

- QI Macros Lean Six Sigma SPC Software for Excel (1 license)
- QI Macros Computer-based Training CD-ROM
- QI Macros Example Book

SPC Simplified System (Item #285)

You'll learn how to use Statistical Process Control through the use of:

- QI Macros Lean Six Sigma SPC Software (1 license)
- QI Macros Computer-based Training CD-ROM
- QI Macros Example Book
- SPC Simplified Book
- SPC Simplified DVD with Participant Guide



\$379

Lean Six Sigma & QI Macros Training

FREE Lean Six Sigma & QI Macros Webinars

Watch our FREE prerecorded one-hour webinars at: qimacros.com/training/qi-macros-webinar/

Yellow Belt Certification - \$97

Learn to use the tools of Lean Six Sigma to cut costs, boost profits, increase productivity, and save lives by watching our **FREE Money Belt Training videos**.

Here is How it Works

1. Watch the free training videos at www.lssyb.com.
2. Complete sample exercises using the QI Macros.
3. Score at least 80% on the final exam.
4. Order certification for \$97

Only after you've successfully completed the exam will you be asked to order and pay for certification. There are no "up front" costs.

The 4 Hour Black Belt

Green Belt and Black Belt Certification is based on the ability to apply knowledge to real life problems and successfully complete improvement projects.

1. Complete the Yellow Belt videos and certification.
2. Green Belt Certification Project 1: Green Belt Level Project focused on reducing either defects or delay. It may be easiest to do this within your department.
3. Black Belt Certification Project 1 + Project 2: Black Belt Level Project on a cross-functional (i.e., multi-departmental) problem involving defects or deviation.
4. The cost for certification covers our time to review and approve your projects (\$250/project).

qimacros.com/services/six-sigma-certification

www.fourhourblackbelt.com

On-Site Training

When companies start to consider Lean Six Sigma, what they really want are bottom-line, profit-enhancing results. There are a number of ways to get the results you want. Here's our solutions from the least expensive to the most robust:

■ One-Day QI Macros Data Mining Workshop

qimacros.com/training/qi-macros-and-data-mining/

■ One-Day Lean Six Sigma Workshop

1/2 day of Lean (including value stream mapping) and 1/2 day of Six Sigma with QI Macros software.
qimacros.com/training/lean-six-sigma-workshop/

■ Two-Day Lean Six Sigma Bootcamp

One-Day Workshop plus a day of hands-on coaching for up to five Lean Six Sigma teams.
qimacros.com/training/lean-six-sigma-bootcamp/

We tailor each of these training offerings to your data and needs, because people learn better when it's relevant to their job.

Two Day Investment: \$15,000 (U.S. only) Includes travel, materials & 25 QI Macros

(The one mistake everyone makes is trying to implement Lean Six Sigma without software. That's why we include the QI Macros.)

About Your Instructor




Jay Arthur, the KnowWare Man, teaches people to solve the problems of delay, defects and deviation--the three silent killers of productivity and profitability. He has helped companies large and small, from healthcare to telephony to banking save millions.

He is the author of Lean Six Sigma Demystified, Lean Six Sigma for Hospitals and the QI Macros for Excel. Over 100,000 copies of the QI Macros have been sold in 80 countries. Jay developed the QI Macros out of his own need for Excel-based tools for Lean Six Sigma. Every month, he adds features and functionality requested by users.

Call Now: 303-756-9144 or 888-468-1537

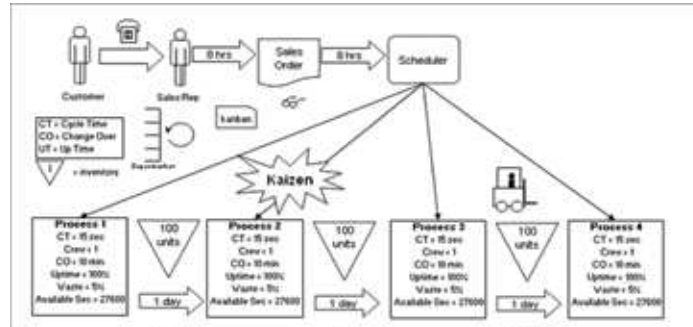
www.qimacros.com/training/lean-six-sigma-workshop/



Breakthrough Improvement with QI Macros and Excel

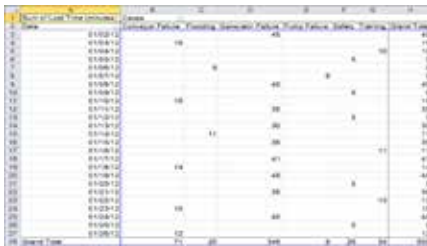
Every multi-million dollar project I've worked on used what I call the Magnificent Seven Tools. I have found that you don't have to know everything about Lean Six Sigma to make breakthrough improvements, you just need these seven tools. Learn more at www.biqixl.com.

Lean is About Eliminating Delays and Movement




Value Stream Map


Six Sigma is About Eliminating Defects and Deviation




Excel PivotTable



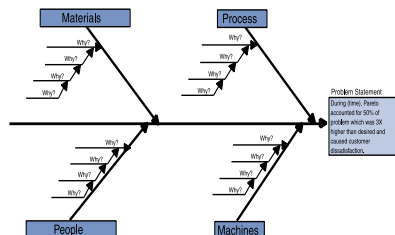
Control Chart



Pareto Chart



Histogram



Fishbone/Ishikawa

Matrix Diagram



Yes! I want Jay Arthur's fast, fun and easy-to-use Lean Six Sigma Training Systems and Tools to work for me! *Please send the software and training material indicated.* (Offer good until 12/31/14)

☐ **QI Macros Starter Kit:
(#275)**

QI Macros (#230 - one license)
QI Macros Training CD (#237)
QI Macros Example Book (#239)

Only \$279 Save \$20

add \$10 S&H, add \$40 for FedEx

☐ **SPC Simplified System:
(#285)**

QI Macros (#230 - one license)
QI Macros Training CD (#237)
QI Macros Example Book (#239)
SPC Simplified Book (#215)
SPC Simplified Video (#267)

Only \$379 Save \$47

add \$10 S&H, add \$40 for FedEx

Qty.	Item	Order Form	Price	FedEx*	Mail*	Total
	230	QI Macros for Excel (discounts for 2 or more, see page 3)	\$229.00	\$25	\$9	
	230H	QI Macros Home & Office (one user on 2 computers)	\$279.00	\$25	\$9	
	237	QI Macros Training CD ROM	\$49.95	\$25	\$6	
	211	Lean Six Sigma Demystified Book	\$22.00	\$25	\$6	
	212	Lean Six Sigma for Hospitals Book	\$40.00	\$25	\$6	
	219	Breakthrough Improvement with QI Macros and Excel Book	\$40.00	\$25	\$6	
	215	SPC Simplified Book	\$29.95	\$25	\$6	
	267	SPC Simplified Video	\$97.00	\$25	\$10	
Order Total						
*Shipping and handling U.S. for first individual item • Each additional item: Mail \$2 or FedEx \$5						

Please type or print clearly or attach business card here

Company _____

Your Name _____

Mailing Address _____

P.O. Box _____ Apt/Ste. _____

City, ST, Zip _____

Phone _____

Fax _____

Email _____

☐ Check here if you have ordered from us before

Yes! We also accept Purchase orders!

Purchase Order Number _____

(to prevent duplicate shipments, never send confirming POs)

☐ VISA ☐ MasterCard ☐ AMEX

_____ Exp. _____

Signature _____

☐ I've enclosed my check, VISA, MasterCard, or AmEx.

☐ I want to try them out **Absolutely Risk Free**. Please send my order immediately. **I have 30 days to pay the invoice or return them with no obligation.**

Order by 12/31/2014 to Receive these Special Bonuses

Special Bonus #1 Lean Six Sigma Quick Reference Card

Special Bonus #2 Six Sigma Action Plan

Orders Only

(To minimize errors please order on-line or fax your order)

Order On-line at: www.qimacros.com

FAX your order toll-free to: **(888) 468-1536**

or (303) 756-3107

Orders-only, Call Toll-free: **(888) 468-1535**

(Please have your item # ready)

or (303) 757-2039

Questions about the QI Macros? (8 a.m. to 5 p.m. MST)

Email: support@qimacros.com, orders@qimacros.com

KnowWare International, Inc.

2696 S. Colorado Blvd., Suite 555 Denver, CO 80222

(888) 468-1537 or (303) 756-9144

60 Day, Unconditional, No Risk, Money-back Guarantee



QI Macros 2014

Painless Control Charts, Fishbone Diagrams, Histograms with Cp & Cpk, Paretos and More

Lean Six Sigma Software for Excel only \$229!



KnowWare International, Inc.
2696 S. Colorado Blvd., Suite 555
Denver, CO 80222
Order on-line at: www.qimacros.com
(888) 468-1537 (phone)

Visit our exhibit booth at
ASQ World, Quality Expo, JSM, NAHQ or IHI in 2014


PRSR STD
U.S. POSTAGE
PAID
DENVER, CO
Permit No. 1818

I'd like to order your
**QI Macros Lean Six Sigma
SPC Software for only
\$229**



*I hope that
price isn't a
typo!*

QI Macros Systems




\$279

QI Macros Starter Kit (Item #275)

For those who would like a little guidance, we created a starter package:

- QI Macros Lean Six Sigma SPC Software for Excel (1 license)
- QI Macros Computer-based Training CD-ROM
- QI Macros Example Book

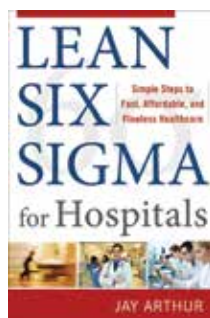
Lean Six Sigma Demystified (#239)



\$22

Are sluggish, error-prone processes costing you time and money that you don't have? Lean Six Sigma Demystified covers the essential methods and tools you need to immediately reduce the three silent killers of productivity and profitability: delay, defects and deviation. You don't have to be a statistician or Black Belt to solve big problems. Just learn Lean Six Sigma Demystified. (Item # 211)

Lean Six Sigma for Hospitals



\$40

Industry leaders like Virginia Mason Hospital, Mayo Clinic, and Cleveland Clinic have shown that it's possible to get better, faster and cheaper healthcare quickly using a few key tools of Lean Six Sigma. You can too! Lean Six Sigma can return any hospital to profitability. Lean Six Sigma provides the methods and tools to deliver fast, affordable, flawless healthcare. This book focuses on the key concepts and how to apply them to healthcare. (Item # 212)