

DECLARATION OF BLOOD PRESSURE MEASURING DEVICE EQUIVALENCE 2013

A SIGNED COPY WILL BE POSTED ON THE www.dableducational.org WEBSITE

SECTION A - Please complete all items.

I Gary Hung, a Director of Rossmax International Ltd.,  
 Name of a Company Director Company name

hereby state that there are no differences that will affect blood pressure measuring accuracy between the

Maker<sup>a</sup> Rossmax Swiss GmbH Address Tramstrasse 16, CH-9442 Berneck, Switzerland  
 Manufacturer<sup>b</sup> Rossmax Swiss GmbH Address Tramstrasse 16, CH-9442 Berneck, Switzerland  
 Brand<sup>c</sup> Alvita Model<sup>d</sup> Blood Pressure Arm Monitor – Advanced (14A801A)  
 Blood pressure measuring device for which validation is claimed. If alternative model names are used, include all.

blood pressure measuring device and the validated blood pressure measuring device

Maker<sup>a</sup> Rossmax Swiss GmbH Address Tramstrasse 16, CH-9442 Berneck, Switzerland  
 Manufacturer<sup>b</sup> Rossmax Swiss GmbH Address Tramstrasse 16, CH-9442 Berneck, Switzerland  
 Brand<sup>c</sup> Rossmax Model<sup>d</sup> CF175  
 Existing validated blood pressure measuring device.

which has previously passed the ESH protocol, the results of which were published as follows:

Zhang, Lu; Kang, Yuan-Yuan; Zeng, W. Validation of the Rossmax CF175 upper-arm blood pressure monitor for home blood pressure monitoring according to the European Society of Hypertension International Protocol revision 2010.  
 Full reference

The only differences between the devices involve the following components:

Tick one box for each item 1–18.

Part I	1	Algorithm for Oscillometric Measurements	Yes <input type="checkbox"/>	No <input checked="" type="checkbox"/>	N/A <sup>e</sup> <input type="checkbox"/>
	2	Algorithm for Auscultatory Measurements	Yes <input type="checkbox"/>	No <input type="checkbox"/>	N/A <sup>f</sup> <input checked="" type="checkbox"/>
	3	Artefact/Error Detection	Yes <input type="checkbox"/>	No <input checked="" type="checkbox"/>	
	4	Microphone(s)	Yes <input type="checkbox"/>	No <input type="checkbox"/>	N/A <sup>f</sup> <input checked="" type="checkbox"/>
	5	Pressure Transducer	Yes <input type="checkbox"/>	No <input checked="" type="checkbox"/>	
	6	Cuffs or Bladders	Yes <input type="checkbox"/>	No <input checked="" type="checkbox"/>	
	7	Inflation Mechanism	Yes <input type="checkbox"/>	No <input checked="" type="checkbox"/>	
	8	Deflation Mechanism	Yes <input type="checkbox"/>	No <input checked="" type="checkbox"/>	
Part II	9	Model Name or Number	Yes <input checked="" type="checkbox"/>	No <input type="checkbox"/>	
	10	Casing	Yes <input checked="" type="checkbox"/>	No <input type="checkbox"/>	
	11	Display	Yes <input checked="" type="checkbox"/>	No <input type="checkbox"/>	
	12	Carrying/Mounting Facilities	Yes <input type="checkbox"/>	No <input checked="" type="checkbox"/>	
	13	Software other than Algorithm	Yes <input checked="" type="checkbox"/>	No <input type="checkbox"/>	
	14	Memory Capacity/Number of stored measurements	Yes <input checked="" type="checkbox"/>	No <input type="checkbox"/>	
	15	Printing Facilities	Yes <input type="checkbox"/>	No <input type="checkbox"/>	N/A <sup>g</sup> <input checked="" type="checkbox"/>
	16	Communication Facilities	Yes <input type="checkbox"/>	No <input type="checkbox"/>	N/A <sup>g</sup> <input checked="" type="checkbox"/>
	17	Power Supply	Yes <input type="checkbox"/>	No <input checked="" type="checkbox"/>	
	18	Other Facilities	Yes <input type="checkbox"/>	No <input type="checkbox"/>	N/A <sup>g</sup> <input checked="" type="checkbox"/>

An explanation of each item ticked "Yes" must be included in Section B or on a separate sheet.

- Notes:
- a Provide the name and address of the actual maker of the device.
  - b Provide the name and address of the legal manufacturer of the device, even if it is the same as that of the maker.
  - c Provide the name of the brand under which it is sold, even if it is the same as that of the manufacturer or maker.
  - d Provide the model name. If alternative or internal model names are used, include all. Each device must be uniquely identifiable.
  - e Only tick N/A (Not Applicable) if neither device measures blood pressure using the oscillometric method.
  - f Only tick N/A (Not Applicable) if neither device measures blood pressure using the auscultatory method.
  - g Only tick N/A (Not Applicable) if neither device provides printing, communication or other facilities, as appropriate.

SECTION B An explanation for each item, 1 to 18, ticked "Yes" in Section A must be provided here or in an attached document. All differences between the devices must be described.

- 9. The validated model is CF175 and the claimed model is Blood Pressure Arm Monitor – Advanced.
10. Button number. CF175 has 2 buttons , but Blood Pressure Arm Monitor – Advanced has 3 buttons.
11. CF175 has talking speaker mark, but Blood Pressure Arm Monitor – Advanced not.
11. Blood Pressure Arm Monitor – Advanced has Date/Time Indicator, but CF175 not.
13. CF175 has talking speaker function, but Blood Pressure Arm Monitor – Advanced not.
13. Blood Pressure Arm Monitor – Advanced has Date/Time function, but CF175 not.
14. CF175 has 90 of stored measurements, but Blood Pressure Arm Monitor – Advanced has 60 of stored measurements for 2 zones .

SECTION C Please check that the following are included with the application

- A manual for the validated device [x]
A manual for the device for which equivalence is being sought [x]
An image of the validated device [x]
An image of the device for which equivalence is being sought [x]
An image of the screen layout of validated device\* [x]
An image of the screen layout of the device for which equivalence is being sought\* [x]

\* Screen layouts shown complete, and without obscuring labels or lines, in manuals need not be included separately.

SECTION D Complete all items, bar signatures and seal, online and print. Sign and seal it then send the original to our address below. Please email a signed copy of this form, together with the manuals and images for both devices, to info@dablededucational.org.

Signature of Director Gary Hung

Company Stamp/Seal

Name Gary Hung

Date May 15, 2015



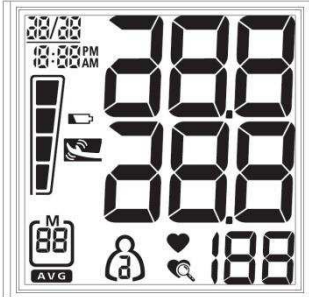
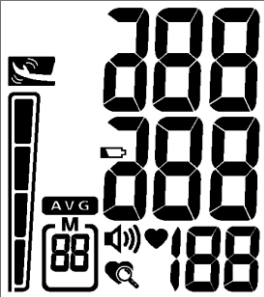
Signature of Witness Mark Lin



ROSSMAX INTERNATIONAL LTD.

Name Mark Lin

Address 12F, No.189, Kang Chien Rd., Taipei, 114, Taiwan

Comparison of the Alvita Blood Pressure Arm Monitor – Advanced with the Rossmax CF175

Devices	<i>Alvita Blood Pressure Arm Monitor – Advanced(MA801f)</i>	<i>Rossmax CF175</i>
Pictures		
Display		
Validation		ESH 2010
Device 1 Criteria		<p><b>Display/Symbols/Indicators</b> Talking Speaker Mark</p> <p><b>Casing</b> Ports Data Link Socket</p> <p><b>Power</b> AC Adaptor (Optional)</p>
Device 2 Criteria	<p><b>Buttons/Switches</b> Measurement Records User-Switching button</p> <p><b>Display/Symbols/Indicators</b> Measurement Records Memory Zone Date and Time Date and Time</p>	

<p><b>Same Criteria</b></p>	<p><b>Measurement</b>  <i>Accuracy</i>                      Pressure: ± 3 mmHg                      Pulse: ± 5% of reading  <i>Method</i>                      Oscillometric measurement method  <i>Inflation</i>                      Automatic inflation                      Inflation: 0 mmHg - 299 mmHg                      Measurement Range; Pressure:30-260mmHg                      Pulse: 40-199 beats/minute  <i>Deflation</i>                      Automatic deflation  <i>Cuffs</i>                      Arm circumference: Adult: 24~40 cm (9.4”~15.7”)  <i>Sensors</i>                      Semi conductor  <b>Buttons/Switches</b>  <i>Power</i>                      On/Off/Start (  symbol)  <i>Measurement Records</i>                      Memory(M symbol)  <b>Display/Symbols/Indicators</b>  <i>Preparation</i>                      “0” blinking  <i>Measurement Procedure</i>                      Heartbeat symbol during deflation  <i>Post Measurement</i>                      systolic blood pressure, diastolic blood pressure, and pulse                      Movement Detector (once a body movement has been detected)                      Hypertension Risk Indicator (JNC-7)                      Irregular Heartbeat (IHB) Detector  <i>Measurement Records</i>                      M symbol and Memory Sequence                      Memory Average Symbol  <i>Power</i>                      Weak Battery Indicator  <b>Algorithms</b>  <i>Averages and Differences</i></p>	<p><b>Measurement</b>  <i>Accuracy</i>                      Pressure: ± 3 mmHg                      Pulse: ± 5% of reading  <i>Method</i>                      Oscillometric measurement method  <i>Inflation</i>                      Automatic inflation                      Inflation: 0 mmHg - 299 mmHg                      Measurement Range; Pressure:30-260mmHg                      Pulse: 40-199 beats/minute  <i>Deflation</i>                      Automatic deflation  <i>Cuffs</i>                      Arm circumference: Adult: 24~40 cm (9.4”~15.7”)  <i>Sensors</i>                      Semi conductor  <b>Buttons/Switches</b>  <i>Power</i>                      On/Off/Start (  symbol)  <i>Measurement Records</i>                      Memory(M symbol)  <b>Display/Symbols/Indicators</b>  <i>Preparation</i>                      “0” blinking  <i>Measurement Procedure</i>                      Heartbeat symbol during deflation  <i>Post Measurement</i>                      systolic blood pressure, diastolic blood pressure, and pulse                      Movement Detector (once a body movement has been detected)                      Hypertension Risk Indicator (JNC-7)                      Irregular Heartbeat (IHB) Detector  <i>Measurement Records</i>                      M symbol and Memory Sequence                      Memory Average Symbol  <i>Power</i>                      Weak Battery Indicator  <b>Algorithms</b>  <i>Averages and Differences</i></p>
-----------------------------	--	--

	<p>Average of the last 3 measurements</p> <p><i>Diagnostic</i> Hypertension Risk Indicator (JNC-7) Irregular Heartbeat detection</p> <p><b>Casing</b> <i>Display</i> Single screen display Segment LCD</p>	<p>Average of the last 3 measurements</p> <p><i>Diagnostic</i> Hypertension Risk Indicator (JNC-7) Irregular Heartbeat detection</p> <p><b>Casing</b> <i>Display</i> Single screen display Segment LCD</p>
<b>Comparable Criteria</b>	<p><b>Measurement</b> <i>Measurement Records</i> Memory capacity: 60 x 2 zones</p> <p><b>Casing</b> <i>Power</i> Four AA Batteries</p>	<p><b>Measurement</b> <i>Measurement Records</i> Memory capacity: 90</p> <p><b>Casing</b> <i>Power</i> Four AAA Batteries</p>

<b>Comments</b>	
<b>Recommendation</b>	<b>Recommended</b>
<b>Date</b>	21 May 2015