

# HOUSING MARKET OUTLOOK

## Hamilton and Brantford CMAs



CANADA MORTGAGE AND HOUSING CORPORATION

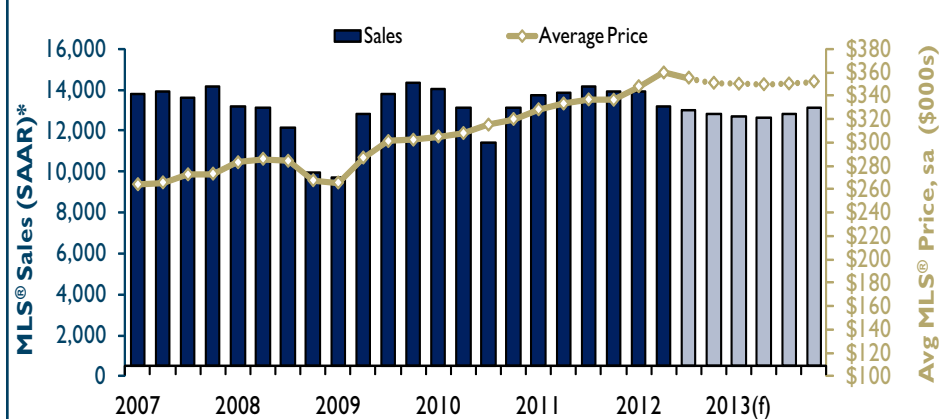
Date Released: Fall 2012

### Market at a Glance

- Existing home sales to decline in late 2012 and into 2013 as modest job growth and mortgage changes dampen homeownership demand.
- Existing home average prices in both Hamilton and Brantford will become passive in 2013 as each resale market entrenches deeper into balanced territory.
- In 2013, residential construction activities will return to historical levels and in line with household formation.
- Improving job and income growth and higher net migration will support housing demand by second half of 2013.

Figure 1

### Hamilton's Existing Home Sales to Moderate in 2013



Source: CREA (MLS®); f = CMHC forecast; \*SAAR (Seasonally Adjusted Annual Rate). Monthly starts adjusted to remove seasonal variation and multiplied by 12 to reflect annual levels.

### Table of Contents

- 1 Market at a Glance
- 2 Resale Market
- 3 New Home Market
- 3 Local Economy
- 5 Mortgage Rate Outlook
- 6 Forecast Summary

### SUBSCRIBE NOW!

Access CMHC's Market Analysis Centre publications quickly and conveniently on the Order Desk at [www.cmhc.ca/housingmarketinformation](http://www.cmhc.ca/housingmarketinformation).

View, print, download or subscribe to get market information e-mailed to you on the day it is released. CMHC's electronic suite of national standardized products is available for free.

\*The forecasts included in this document are based on information available as of October 17, 2012.

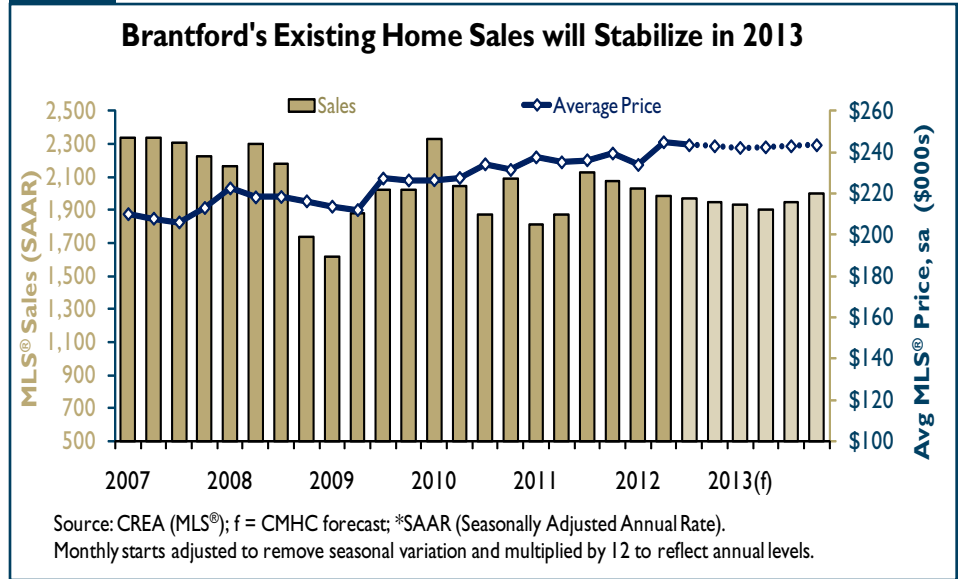
## Resale Home Market

### Existing home sales to moderate in 2013

In late 2012 through 2013, existing home sales in Hamilton and Brantford are expected to moderate. Generally, the Hamilton and Brantford housing markets exhibit similar characteristics – probably due to their close proximity. While the new mortgage rules will ensure stability in housing and mortgage markets over the longer term, the new mortgage regulations will restrain some first-time home buyers from qualifying for mortgage financing in the immediate term.

Even as existing home sales decrease in 2013, Hamilton and Brantford CMAs will still report more activity than the 20-year average sales of 10,800 units and 1,760 units respectively. Low mortgage rates will continue to support a healthy existing home market in both Hamilton and Brantford. As well, the market will benefit from other factors. Net

Figure 2



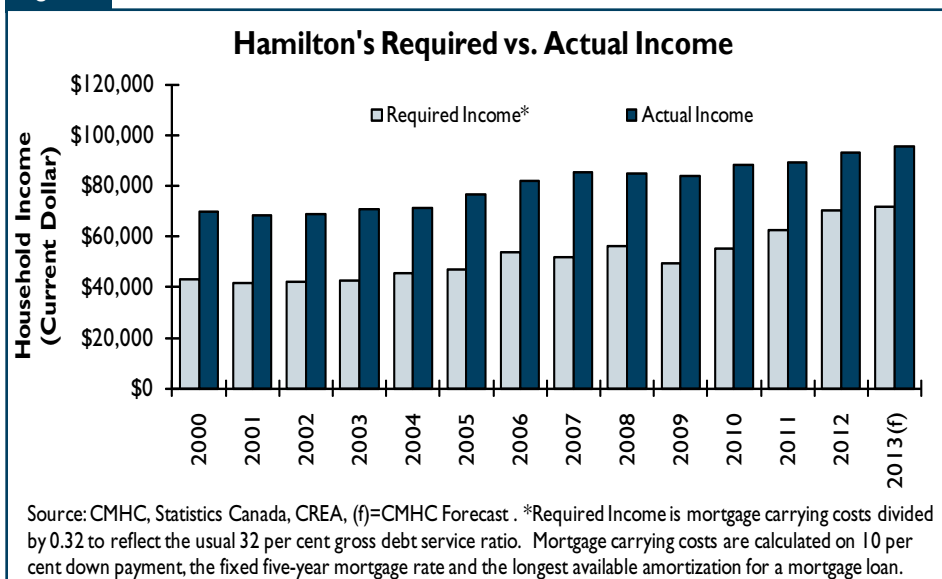
migration to Hamilton doubled in 2011 from the recession levels in 2008. More specifically, net migration totalled approximately 19,500 persons during the last four years. In addition, improving labour market conditions will begin to support housing demand by the second half of 2013. Ultimately, the aforementioned factors will partially mitigate the impact of tighter mortgage rules.

### More balanced market conditions will slow price growth

Although the existing home markets in Hamilton and Brantford will moderate by the end of 2012, average resale home prices will still grow approximately five per cent and two per cent respectively this year. With more new listings coming onto the market and thereby outpacing the number of sales, price increases will not be as brisk in 2013.

As a leading predictor of future average MLS® price gains, the current sales-to-new-listings ratio (SNLR) is pointing towards more balanced market conditions in Hamilton and Brantford. For several years, the SNLR has held firmly between the sellers' territory and the upper boundary of a balanced market. In 2013, CMHC anticipates the number of new listings to reach a new high, which in turn will further pull down the SNLR. A consistent drop in the ratio generally suggests a future moderation in existing home average price growth

Figure 3



– a condition that underscores our expectation for next year.

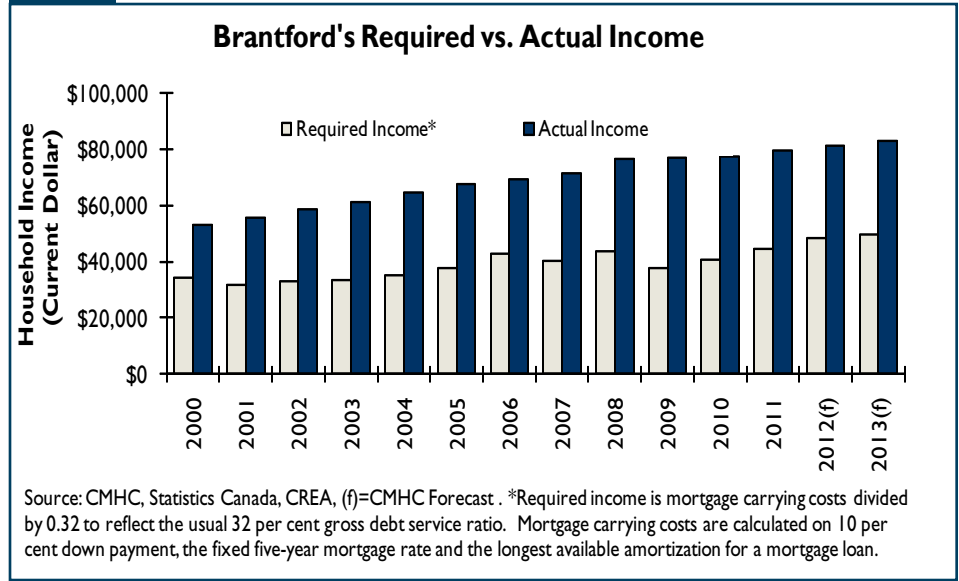
Given that prices are anticipated to grow at a rate lower than the historical average coupled with steady income gains, homeownership affordability in Hamilton and Brantford will improve slightly by the second half of 2013. According to the latest CMHC calculation, the required income to buy a home in Hamilton and Brantford is projected to slightly decline relative to the actual income for the average household. Improved affordability will attract more prospective homebuyers and therefore help stabilize the housing market by the second half of 2013.

## New Home Market

### Total housing starts to mirror household formation

Hamilton total housing starts in 2012 are poised to surpass last year's level. In 2013, however, housing starts will revert to historic norms and in line with the rate of household formation. While stable economic conditions will continue to favour high levels of new home construction, there are a number of factors that will cause the pace of activity to moderate next year. The resale market is expected to firmly entrench in balanced territory with more listings coming onto the market. As this happens, there will be less spill-over of buyers from the existing home market into the new home market. As well, rising construction costs will contribute to an increased price differential between new and existing homes, which will

Figure 4



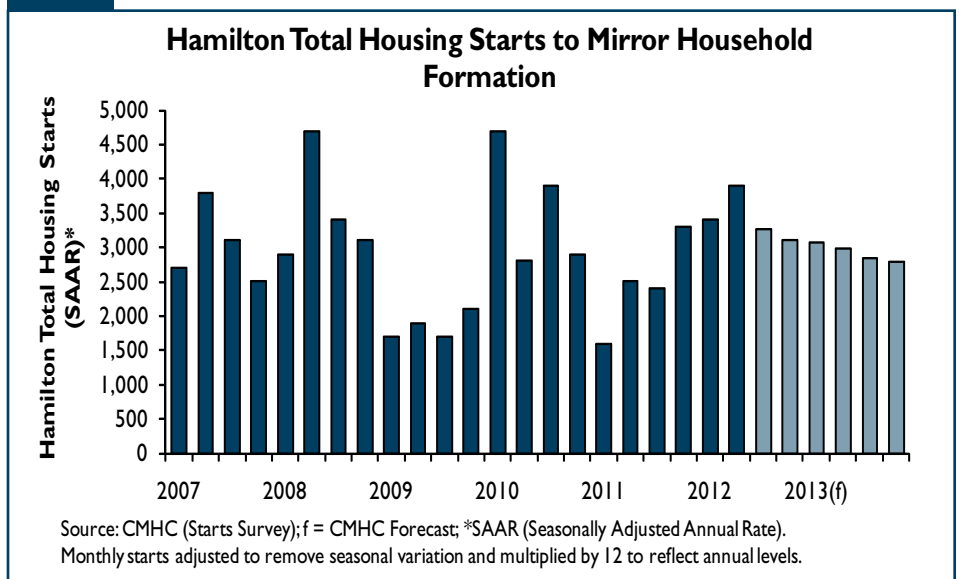
cause demand for new homes to slow – particularly for the more expensive single-detached homes.

### Brantford total housing starts to ease

Brantford total housing starts are forecast to decrease in 2013. However, apartment demand will continue to be strong as some first-time buyers remain cautious and may delay the movement into homeownership.

Improving labour market conditions among the youth population (aged 15-24) is a contributing factor. In fact, on a year-over-year basis, employment among this age group has been increasing consistently since June 2012. Generally, under favourable economic conditions, young adults are encouraged to form a separate household. The increased prospect of new household formation among potential renters will boost the

Figure 5



demand for rental accommodation and subsequently support apartment starts this year and next.

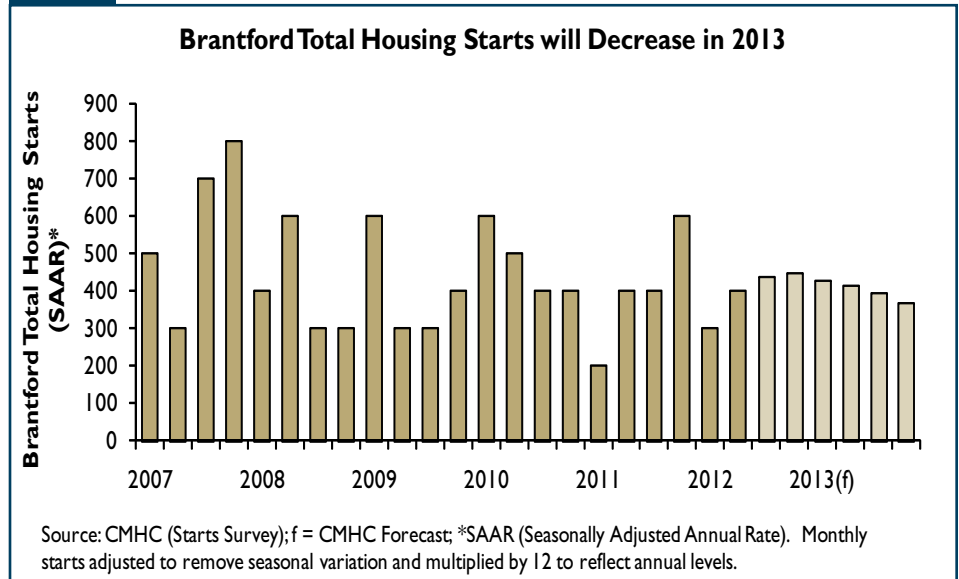
## Local Economy

### Employment to improve in 2013

Economic growth remains subdued in Ontario, as fiscal restraint, a strong Canadian dollar and weak global demand will tame GDP growth below historical standards in 2012. Following Ontario's trend, slow growth is expected for Hamilton this year before a modest rebound in the second half of 2013. The pattern in Hamilton employment in the 2008 to 2011 period appeared more responsive to the U.S. economic growth. In fact, as of September 2012, manufacturing constitutes the second largest sector in Hamilton – accounting for approximately twelve per cent of total employment in the area. In a nutshell, any fiscal and/or monetary stimulus measures that improve the U.S. economic outlook will potentially boost the demand for Hamilton's manufacturing products. Given the different levels of recovery among various key economic sectors in the area, on balance, the local economy in Hamilton is projected to create approximately 3,000 new jobs in 2013.

The key economic drivers in Hamilton and Brantford CMAs appear to be relatively the same with higher concentration in the goods-producing sector. The share of manufacturing jobs in Brantford reached 18 per cent in September 2012, down from 22 per cent in September 2008 – a period during which the global

Figure 6



recession knocked on Canada's door. As in Hamilton, economic activity in Brantford will improve by the second half of 2013. More specifically, employment in Brantford is projected to increase by 1.5 per cent in 2013. Meanwhile, the unemployment rate will trend downward at 8.2 per cent in 2012 and 8.0 per cent in 2013.

### Health care sector to remain vital in Brantford

With an aging population and a longer life expectancy, the health care industry has one of the best growth potential of any sector. This sector accounts for approximately 13 per cent of total employment in Brantford – up from 11 per cent in 2008. Due to its steady growth trajectory, the health care sector is currently the second largest in Brantford surpassing the retail trade sector. Nonetheless, manufacturing remains the largest sector in Brantford.

During the recession, the health sector helped soften the impact of manufacturing job losses in the

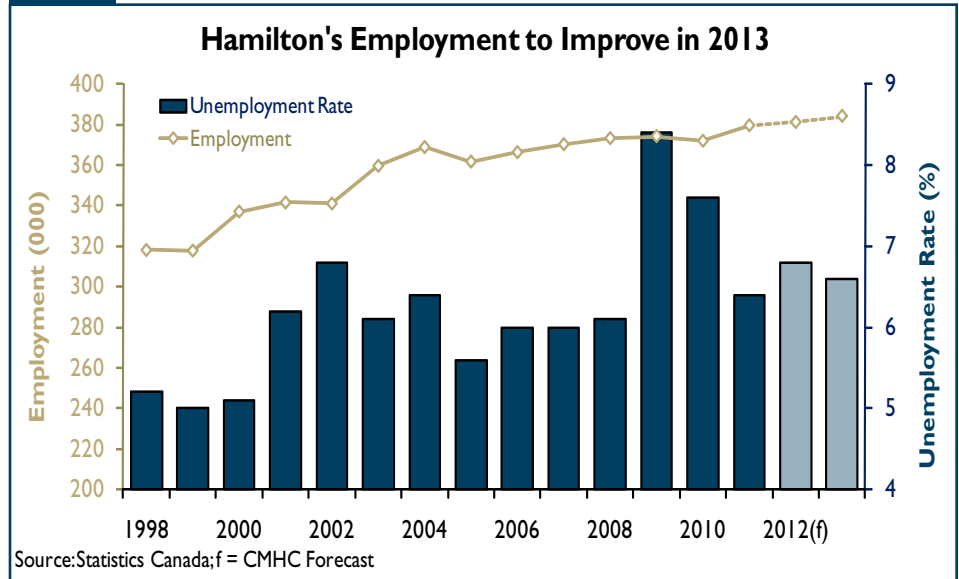
area. Put in perspective, between September 2008 and September 2012, the health care sector created about 1,400 jobs in Brantford. In comparison, during the same period, the manufacturing and retail trade sectors lost approximately 2,600 and 1,700 jobs respectively. In essence, these two sectors are yet to return to pre-recession levels – suggesting that significant slacks remain in Brantford's labour market.

### Net migration in Hamilton and Brantford to continue support housing demand

The Hamilton and Brantford CMAs will continue to attract newcomers to the areas – particularly migrants coming from the GTA. Based on recent trends, the house price differential between Toronto and Hamilton remains significant enough to encourage more people to move from the GTA into the Hamilton CMA. Consequently, the Hamilton CMA has seen net migration doubled from recession levels. Looking ahead, in the next two years, net

migration in Hamilton and Brantford will remain above 6,000 and 400 respectively. In terms of demographic composition, both CMAs will see a higher proportion of younger migrants as evidenced by recent data from the 2011 census. For instance, the proportion of the 15 to 24 age group in Hamilton increased to 2,114 persons in 2011 - up from 743 persons in 2006. Typically, the size of a population, and particularly the number of households, determines the demand for housing. As well, migration influences the type of dwellings that will be demanded.

Figure 7



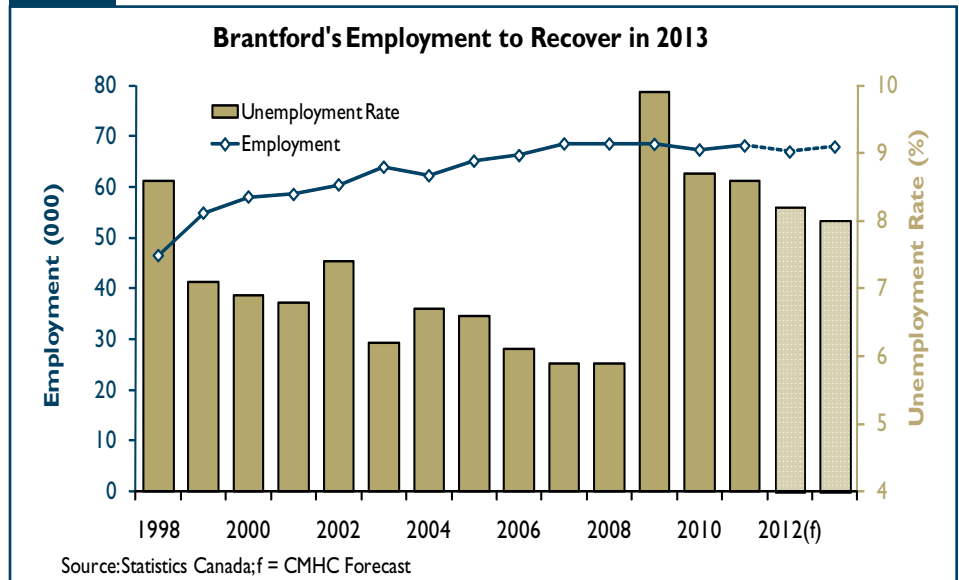
## Mortgage Rate Outlook

### Mortgage rates to remain low

Although there is significant uncertainty, mortgage rates are not expected to change in 2012. Slight increases are expected in 2013, but rates will remain low by historical standards.

According to CMHC's base case scenario, for 2012, the one-year mortgage rate is forecasted to be within 2.75 per cent to 3.50 per cent. For 2013, the one-year posted mortgage rate is expected to rise and be in the 3.00 per cent to 4.00 per cent range, while the five-year posted mortgage rate is forecasted to be within 5.00 per cent to 5.75 per cent, consistent with higher employment and economic growth prospects in 2013.

Figure 8



Forecast SUMMARY							
Hamilton CMA							
Fall 2012							
	2009	2010	2011	2012f	% chg	2013f	% chg
<b>Resale Market</b>							
MLS® Sales	12,680	12,934	13,932	13,400	-3.8	13,100	-2.2
MLS® New Listings	17,796	20,200	20,869	19,000	-9.0	19,500	2.6
MLS® Average Price (\$)	290,946	311,683	333,498	350,000	4.9	352,000	0.6
<b>New Home Market</b>							
<b>Starts:</b>							
Single-Detached	899	1,753	1,370	1,500	9.5	1,400	-6.7
Multiples	961	1,809	1,092	1,700	55.7	1,390	-18.2
Semi-Detached	134	246	28	80	185.7	50	-37.5
Row/Townhouse	473	933	675	1,020	51.1	860	-15.7
Apartments	354	630	389	600	54.2	480	-20.0
Starts - Total	1,860	3,562	2,462	3,200	30.0	2,790	-12.8
<b>Average Price (\$):</b>							
Single-Detached	445,600	453,563	493,315	510,000	3.4	512,000	0.4
New Housing Price Index (% chg.)	-1.1	1.6	0.8	1.5	-	1.3	-
<b>Rental Market</b>							
October Vacancy Rate (%)	4.0	3.7	3.4	2.8	-0.6	2.5	-0.3
Two-bedroom Average Rent (October) (\$)	831	862	884	905	-	925	-
<b>Economic Overview</b>							
Mortgage Rate (1 year) (%)	4.02	3.49	3.52	3.37	-0.15	3.78	0.41
Mortgage Rate (5 year) (%)	5.63	5.61	5.37	5.26	-0.11	5.37	0.11
Annual Employment Level	374,100	371,800	379,400	381,000	0.4	384,000	0.8
Employment Growth (%)	0.3	-0.6	2.0	0.4	-	0.8	-
Unemployment rate (%)	8.4	7.6	6.4	6.8	-	6.6	-
Net Migration	3,779	6,495	6,176	6,400	3.6	6,500	**

MLS® is a registered trademark of the Canadian Real Estate Association (CREA).

Source: CMHC (Starts and Completions Survey, Market Absorption Survey), adapted from Statistics Canada (CANSIM), CREA, Statistics Canada (CANSIM)

**NOTE:** Rental universe = Privately initiated rental apartment structures of three units and over

Forecast SUMMARY							
Brantford CMA							
Fall 2012							
	2009	2010	2011	2012f	% chg	2013f	% chg
<b>Resale Market</b>							
MLS® Sales	1,884	2,086	1,971	2,000	1.5	1,950	-2.5
MLS® New Listings	3,321	3,409	3,311	3,260	-1.5	3,320	1.8
MLS® Average Price (\$)	220,369	229,678	237,283	241,500	1.8	243,500	0.8
<b>New Home Market</b>							
<b>Starts:</b>							
Single-Detached	258	280	231	280	21.2	250	-10.7
Multiples	59	224	197	140	-28.9	105	-25.0
Semi-Detached	14	10	4	20**		10	-50.0
Row/Townhouse	42	143	132	90	-31.8	85	-5.6
Apartments	3	71	61	30	-50.8	55	83.3
Starts - Total	317	504	428	420	-1.9	400	-4.8
<b>Average Price (\$):</b>							
Single-Detached	282,081	346,660	361,834	360,000	-0.5	362,500	0.7
New Housing Price Index (% chg.) (Ont.)	0.1	2.4	3.6	n/a	-	n/a	-
<b>Rental Market</b>							
October Vacancy Rate (%)	3.3	3.7	1.8	1.3	-0.5	1.1	-0.2
Two-bedroom Average Rent (October) (\$)	754	778	792	810	-	830	-
<b>Economic Overview</b>							
Mortgage Rate (1 year) (%)	4.02	3.49	3.52	3.37	-0.15	3.78	0.41
Mortgage Rate (5 year) (%)	5.63	5.61	5.37	5.26	-0.11	5.37	0.11
Annual Employment Level	68,500	67,400	68,200	67,000	-1.8	68,000	1.5
Employment Growth (%)	-0.1	-1.6	1.2	-1.8	-	1.5	-
Unemployment rate (%)	9.9	8.7	8.6	8.2	-	8.0	-
Net Migration (Ont.)	603	468	463	400	-13.6	450	12.5

MLS® is a registered trademark of the Canadian Real Estate Association (CREA).

Source: CMHC (Starts and Completions Survey, Market Absorption Survey), adapted from Statistics Canada (CANSIM), CREA, Statistics Canada (CANSIM)

**NOTE:** Rental universe = Privately initiated rental apartment structures of three units and over

## CMHC—HOME TO CANADIANS

Canada Mortgage and Housing Corporation (CMHC) has been Canada's national housing agency for more than 65 years.

Together with other housing stakeholders, we help ensure that the Canadian housing system remains one of the best in the world. We are committed to helping Canadians access a wide choice of quality, environmentally sustainable and affordable housing solutions that will continue to create vibrant and healthy communities and cities across the country.

For more information, visit our website at [www.cmhc.ca](http://www.cmhc.ca)

You can also reach us by phone at 1-800-668-2642 or by fax at 1-800-245-9274.  
Outside Canada call 613-748-2003 or fax to 613-748-2016.

Canada Mortgage and Housing Corporation supports the Government of Canada policy on access to information for people with disabilities. If you wish to obtain this publication in alternative formats, call 1-800-668-2642.

The Market Analysis Centre's (MAC) electronic suite of national standardized products is available for free on CMHC's website. You can view, print, download or subscribe to future editions and get market information e-mailed automatically to you the same day it is released. It's quick and convenient! Go to [www.cmhc.ca/housingmarketinformation](http://www.cmhc.ca/housingmarketinformation)

For more information on MAC and the wealth of housing market information available to you, visit us today at [www.cmhc.ca/housingmarketinformation](http://www.cmhc.ca/housingmarketinformation)

To subscribe to priced, printed editions of MAC publications, call 1-800-668-2642.

©2012 Canada Mortgage and Housing Corporation. All rights reserved. CMHC grants reasonable rights of use of this publication's content solely for personal, corporate or public policy research, and educational purposes. This permission consists of the right to use the content for general reference purposes in written analyses and in the reporting of results, conclusions, and forecasts including the citation of limited amounts of supporting data extracted from this publication. Reasonable and limited rights of use are also permitted in commercial publications subject to the above criteria, and CMHC's right to request that such use be discontinued for any reason.

Any use of the publication's content must include the source of the information, including statistical data, acknowledged as follows:

Source: CMHC (or "Adapted from CMHC," if appropriate), name of product, year and date of publication issue.

Other than as outlined above, the content of the publication cannot be reproduced or transmitted to any person or, if acquired by an organization, to users outside the organization. Placing the publication, in whole or part, on a website accessible to the public or on any website accessible to persons not directly employed by the organization is not permitted. To use the content of any CMHC Market Analysis publication for any purpose other than the general reference purposes set out above or to request permission to reproduce large portions of, or entire CMHC Market Analysis publications, please contact: the Canadian Housing Information Centre (CHIC) at [chic@cmhc.ca](mailto:chic@cmhc.ca); 613-748-2367 or 1-800-668-2642.

For permission, please provide CHIC with the following information:  
Publication's name, year and date of issue.

Without limiting the generality of the foregoing, no portion of the content may be translated from English or French into any other language without the prior written permission of Canada Mortgage and Housing Corporation.

The information, analyses and opinions contained in this publication are based on various sources believed to be reliable, but their accuracy cannot be guaranteed. The information, analyses and opinions shall not be taken as representations for which Canada Mortgage and Housing Corporation or any of its employees shall incur responsibility.



# Housing market intelligence you can count on

25 years ans

## FREE REPORTS AVAILABLE ON-LINE

- Canadian Housing Statistics
- Housing Information Monthly
- Housing Market Outlook, Canada
- Housing Market Outlook, Highlight Reports – Canada and Regional
- Housing Market Outlook, Major Centres
- Housing Market Tables: Selected South Central Ontario Centres
- Housing Now, Canada
- Housing Now, Major Centres
- Housing Now, Regional
- Monthly Housing Statistics
- Northern Housing Outlook Report
- Preliminary Housing Start Data
- Renovation and Home Purchase Report
- Rental Market Provincial Highlight Reports
- Rental Market Reports, Major Centres
- Rental Market Statistics
- Residential Construction Digest, Prairie Centres
- Seniors' Housing Reports

**Get the market intelligence you need today!**

**Click [www.cmhc.ca/housingmarketinformation](http://www.cmhc.ca/housingmarketinformation) to view, download or subscribe.**

On June 1, 2012, CMHC's Market Analysis Centre turned 25!

CMHC's Market Analysis Centre has a strong history as the Canadian housing industry's "go-to" resource for the most reliable, impartial and up-to-date housing market data analysis and forecasts, in the country.

CMHC's Market Analysis Centre e-reports provide a wealth of detailed local, provincial, regional and national market information.

- **Forecasts and Analysis** – Future-oriented information about local, regional and national housing trends.
- **Statistics and Data** – Information on current housing market activities — starts, rents, vacancy rates and much more.

## Housing for Older Canadians – *The Definitive Guide to the Over-55 Market*

- Independent Living
- Aging in place
- A Series of Online Guides

**Find out more**

