

Cycle A • Beginners • Shm'alyack

Student Support Materials

UNIT 5

Types of Animals




Sealaska Heritage Institute

Vocabulary Pictures

hash (dog)



doosh (cat)




mashgm'ol (brown bear)



'tu'utsgm ol (black bear)




uula (seal)



‘deebn (sea lion)




hlbuun (whale)




'naackhl (killer whale)



wun (deer)




gibaaw (wolf)



dushck (squirrel)







gganaow (frog)









Basic Listening

Have the students cut out the vocabulary pictures; say the words and they show the pictures.














Have the students cut out the vocabulary pictures; say the words and they show the pictures.



Say the vocabulary words; the students write the numbers under the pictures.

1. hash, 2. doosh, 3. mashgm'ol, 4. 'tu'utsgm ol, 5. uula, 6. 'deebn, 7. hlbuun
8. 'naackhl, 9. wun, 10. gibaaw, 11. dushck, 12. gganaow



Basic Reading

Sight Recognition

hash

doosh

mashgim,ol

***‘tu’* uts g m ol**

uula

58

‘deebon

hibbuun

‘naac’khl

59

wuun

gibbaan

dushnck











60

gganaan

Have the students find this unit's vocabulary words in the word find. They should circle the words or highlight them. You can project the word find onto the board and have the students draw configurations around the words. Turn off the overhead, showing only the word configurations on the board. The students then identify the words by their configurations.

rwerfdíxánuulagiobje;rongaeojgweigni;fW;IOwrjdarl-
mww'fbmerpodíistlak'ángiilaermorcaneqglejberl-
gnaedíistláayrgelrersdxyádjfbwergmnodlw3lertrlwr-
goweniqliurvikt'árdfrwedooshrgereroproposalsrlijer-
gljergladushckeavvikrlergk'ulaererliaerierlije4t43ooij-
duqvidíixyáaytuqqrgojdrgflmxc.mbcvdirerlgjaeridrhi-
adrfrhialuktuqdíikajoirnglts'áerlgdfoijerlmadrgoin-
wegljdrolaergoerjinau'naackhiraqgljrgoljergoergoljdr-
gojerjijiilmvoewrak'áasouweknbojw't'áerljmqaniqtuqgn
aldbJjijiarbleraanshashansgladrglwengdbfletgljrlkgoii-
vaqturvikqak'uetaktuktgibaawukst'áljwerlmvjiju-
ustaliqvvatublatjobnaegoarndíistláayerferhgalmado-
hertnerobjepiipiq;roniutuiyiqwjwwgganaowjanuqlik-
tuqwojwgjwjwgpjwpgjdíixyáaywpjgjrgerdíik'ulúu-
jerpjgáagjepgpgk'ápojwrgpdíikmashgm'o'ulúuptak-
tuktugerhehehthrrrtjrjrrjeiniqpakethrthjwdíigyúu56k6
io-fhhj,yyuryulrwwsinigvikpophlbuunwbdíist'áaymp-
swpt'áwpsapwspwqdíikajpgpgpxánk'ánanhq-
folxyák'ángalalldíxdk'ágyúkiouldíikúnlunak'ádíigyúu-
jw't'áerljmqanialaololsheejiiweigni;fW;lres'tu'utsg-
molourcesmergojdfbmerjijuutmdfojakúrmnaunra-
toravinngaqmaurluqglejberlnasheejiiJoeergel-
eraniksivdíist'áaychaqliqtuqmsd-
fgfheewqergcuyt'áshahahnurluqqwofhgqoexplo-
radíikúnyut'áqtuq'deebndíxángiiaqnodlw3luunaaq-
tuqertrlwrgowerglnerlunak'ádíigyúushahanherler-
glaereragrits'áwunngal'qeqeecosysnirinavikteaqiqau-
ruqklaqmsdrgflmxánt'ak'áhgjaeridrhít'áadrdíit'áanfeal-

Have the students cut out the words and attach them to their pictures.



hash

doosh

mashgm'ol

'tu'utsgm ol

uula

'deebn

hlbuun

'naackhl

wun

gibaaw


dushck

gganaow


Have the students circle the word for each picture.




hash
doosh
mashgm'ol
'tu'utsgm ol
uula
'deebn
hlbuun
'naackhl
wun
gibaaw
dushck
gganaow




hash
doosh
mashgm'ol
'tu'utsgm ol
uula
'deebn
hlbuun
'naackhl
wun
gibaaw
dushck
gganaow




hash
doosh
mashgm'ol
'tu'utsgm ol
uula
'deebn
hlbuun
'naackhl
wun
gibaaw
dushck
gganaow



hash
doosh
mashgm'ol
'tu'utsgm ol
uula
'deebn
hlbuun
'naackhl
wun
gibaaw
dushck
gganaow




hash
doosh
mashgm'ol
'tu'utsgm ol
uula
'deebn
hlbuun
'naackhl
wun
gibaaw
dushck
gganaow




hash
doosh
mashgm'ol
'tu'utsgm ol
uula
'deebn
hlbuun
'naackhl
wun
gibaaw
dushck
gganaow


Have the students circle the word for each picture.




hash
doosh
mashgm'ol
'tu'utsgm ol
uula
'deebn
hlbuun
'naackhl
wun
gibaaw
dushck
gganaow




hash
doosh
mashgm'ol
'tu'utsgm ol
uula
'deebn
hlbuun
'naackhl
wun
gibaaw
dushck
gganaow



hash
doosh
mashgm'ol
'tu'utsgm ol
uula
'deebn
hlbuun
'naackhl
wun
gibaaw
dushck
gganaow



hash
doosh
mashgm'ol
'tu'utsgm ol
uula
'deebn
hlbuun
'naackhl
wun
gibaaw
dushck
gganaow



hash
doosh
mashgm'ol
'tu'utsgm ol
uula
'deebn
hlbuun
'naackhl
wun
gibaaw
dushck
gganaow



hash
doosh
mashgm'ol
'tu'utsgm ol
uula
'deebn
hlbuun
'naackhl
wun
gibaaw
dushck
gganaow

Have the students cut out the words. Show the vocabulary pictures and the students should show you the words for them.

hash

doosh

mashgm'ol

'tu'utsgm ol

uula

'deebn

hlbuun

'naackhl

wun

gibaaw

dushck

gganaow

Have the students write the words from this unit in the boxes, in horizontal, vertical, or diagonal forms. When all of the words are in the form, they should fill the other boxes with any letters. The students should exchange Word Finds and circle the words in them.

Home Made Word Find

Basic Reading

Encoding

Have the students cut out the word parts and glue them into the words.

___sh

do___

m___gm'ol

'tu'ut___ol

u___a

___bn

h**lb**___

___ckhl

w___

___aaw

du___k

___naow

ash

shc

osh

gib

un

ul

gga

'dee

uun

ha

'naa

sgm

Have the students cut out the word halves and glue them together.

ha

do

mash

***'tu'*ut**

uu

'de

hlb****

'naa

w

gib

dus

ggan

ebn

aaw

hck

uun

un

gm'ol

aow

osh

ckhl

la

sgm ol

sh

Have the students cut out the letters and spell the word for the picture.



t l m o u'
g 't s u

Basic Writing

Have the students complete the words by writing the missing parts.

___sh

do___

m___gm'ol

'tu'ut___ol

u___a

___bn

h**lb**___

___ckhl











w___

___aaw

du___k

___naow

Have the students write the words for the pictures.



Dialog Activity Page

Have the students cut out the words below. Tell them which word(s) to put in the spaces in the dialog. Read the dialog with the students in choral, group, and individual forms. Change the word(s) after each round.

a. Goadu needsn?

b. Needsu _____.


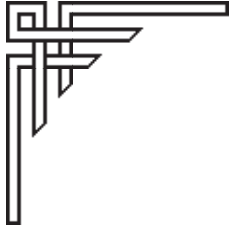
a. Ndayu _____ ?

b. Gwee wil shgu _____.
hash doosh mashgm'ol 'tu'utsgm ol

uula 'deebn hibuun 'naackhl

wun gibaaw dushck gganaow

Unit Assessment



Tsimshian Language Program

Unit Assessment Teacher's Notes

Cycle A Beginners Grade 9-11

Grade _____

Unit 5

Theme: Types of Animals

Date: _____



Provide each student with a copy of the **students' pages**. Read the following questions; the students answer the questions on their copies of the assessment.

Basic Listening

“Turn to page 1 in your test. Look at the pictures in the boxes.”

1. “Write the number 1 on top of the picture of **hash.**”
2. “Write the number 2 on top of the picture of **doosh.**”
3. “Write the number 3 on top of the picture of **mashgm‘ol.**”
4. “Write the number 4 on top of the picture of **‘tu’utsgm ol.**”
5. “Write the number 5 on top of the picture of **uula.**”
6. “Write the number 6 on top of the picture of **‘deebn.**”
7. “Write the number 7 on top of the picture of **hlbuun.**”
8. “Write the number 8 on top of the picture of **‘naackhl.**”
9. “Write the number 9 on top of the picture of **wun.**”
10. “Write the number 10 on top of the picture of **gibaaw .**”
11. “Write the number 11 on top of the picture of **dushck.**”
12. “Write the number 12 on top of the picture of **gganaow.**”

Sight Recognition

“Turn to page 3 in your test.”

“Look at the pictures in the boxes. Circle the word for each picture.”

Decoding/Encoding

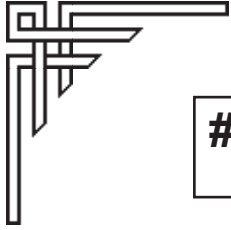
“Turn to page 5 in your test.”

“Look at the word parts in the boxes. Circle the other half or part of each word.”

Basic Writing

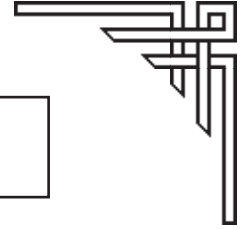
“Turn to page 7 in your test.”

“Look at the pictures in the boxes. Write the word for each picture.”



Correct:

% Correct:



Unit Assessment

Student Pages

Cycle A Beginners Grade 9-11

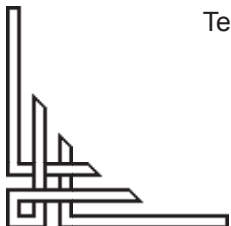
Unit 5

Theme: Types of Animals

Date: _____

Student's Name: _____

Grade: _____




Teacher: To get a percentage for this student's assessment:

divide the total number of questions correct by the total number of questions; multiply this answer by 100 to determine the percentage of questions answered correctly.




[Empty box]




[Empty box]


[Empty box]




[Empty box]





[Empty box]




[Empty box]























hash
doosh
mashgm'ol
'tu'utsgm ol
uula
'deebn
hlbuun
'naackhl
wun
gibaaw
dushck
gganaow




hash
doosh
mashgm'ol
'tu'utsgm ol
uula
'deebn
hlbuun
'naackhl
wun
gibaaw
dushck
gganaow



hash
doosh
mashgm'ol
'tu'utsgm ol
uula
'deebn
hlbuun
'naackhl
wun
gibaaw
dushck
gganaow



hash
doosh
mashgm'ol
'tu'utsgm ol
uula
'deebn
hlbuun
'naackhl
wun
gibaaw
dushck
gganaow



hash
doosh
mashgm'ol
'tu'utsgm ol
uula
'deebn
hlbuun
'naackhl
wun
gibaaw
dushck
gganaow



hash
doosh
mashgm'ol
'tu'utsgm ol
uula
'deebn
hlbuun
'naackhl
wun
gibaaw
dushck
gganaow



hash
doosh
mashgm'ol
'tu'utsgm ol
uula
'deebn
hlbuun
'naackhl
wun
gibaaw
dushck
gganaow




hash
doosh
mashgm'ol
'tu'utsgm ol
uula
'deebn
hlbuun
'naackhl
wun
gibaaw
dushck
gganaow




hash
doosh
mashgm'ol
'tu'utsgm ol
uula
'deebn
hlbuun
'naackhl
wun
gibaaw
dushck
gganaow



hash
doosh
mashgm'ol
'tu'utsgm ol
uula
'deebn
hlbuun
'naackhl
wun
gibaaw
dushck
gganaow



hash
doosh
mashgm'ol
'tu'utsgm ol
uula
'deebn
hlbuun
'naackhl
wun
gibaaw
dushck
gganaow



hash
doosh
mashgm'ol
'tu'utsgm ol
uula
'deebn
hlbuun
'naackhl
wun
gibaaw
dushck
gganaow

uu

sh
sh
gm'ol
sgm ol
la
ebn
un
ckhl
un
aaw
hck
naow

w

sh
sh
gm'ol
sgm ol
la
ebn
un
ckhl
un
aaw
hck
naow

'de

sh
sh
gm'ol
sgm ol
la
ebn
un
ckhl
un
aaw
hck
naow

mash

sh
sh
gm'ol
sgm ol
la
ebn
un
ckhl
un
aaw
hck
naow

ha

sh
sh
gm'ol
sgm ol
la
ebn
un
ckhl
un
aaw
hck
naow

dus

sh
sh
gm'ol
sgm ol
la
ebn
un
ckhl
un
aaw
hck
naow

doo

sh
sh
gm'ol/
sgm ol
la
ebn
un
ckhl
un
aaw
hck
naow

gga

sh
sh
gm'ol/
sgm ol
la
ebn
un
ckhl
un
aaw
hck
naow

gib

sh
sh
gm'ol/
sgm ol
la
ebn
un
ckhl
un
aaw
hck
naow

'tu'ut







sh
sh
gm'ol/
sgm ol
la
ebn
un
ckhl
un
aaw
hck
naow


hibu

sh
sh
gm'ol/
sgm ol
la
ebn
un
ckhl
un
aaw
hck
naow


'naa

sh
sh
gm'ol/
sgm ol
la
ebn
un
ckhl
un
aaw
hck
naow







Blank rectangular box for labeling the squirrel.




Blank rectangular box for labeling the seal.



Blank rectangular box for labeling the frog.



Blank rectangular box for labeling the dog.



Blank rectangular box for labeling the bears.



Blank rectangular box for labeling the bear.