

Levo Dealer:

Date:

Dealer reference / Client name:

Anglikerstrasse 20
CH-5610 Wohlen
Phone: +41 56 618 44 11
Fax: +41 56 618 44 10
e-mail: office@levo.ch

Order number:

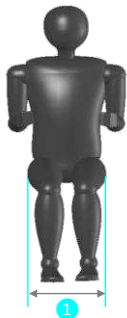
Standard configuration

60.001.7310

- M/E Wheelchair: Manual driving, seating and powered standing
- Seat plate and backrest upholstery
- Flip-up armrests
- Armrest height and armrest angle adjustable
- Armrests round with built-in rocker switch
- Fold down backrest
- Standard color: white
- Detail color: carmine red
- Easy transfer or two-piece flip-up footrest
- Rear wheels LEVO Active compl. black air or airless tyres
- Batteries and battery charger
- Chest strap and sports or standard knee support with wedge
- Seat cushion



Anthropometric Data



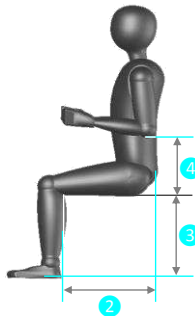
1 Hip width

Please check the correct box according to the measured hip width in a sitting position:

35 cm 48 cm

Seat width:

35 cm	<input type="checkbox"/>	Option
38 cm	<input type="checkbox"/>	Option
40 cm	<input type="checkbox"/>	Option
42 cm	<input type="checkbox"/>	Option
45 cm	<input type="checkbox"/>	Option
48 cm	<input type="checkbox"/>	Option
50 cm	<input type="checkbox"/>	Option



2 Upper leg length

There are three seat frame sizes available for the Summit: S, M and L. The upper leg length determines which frame size and which armrest size to choose for the wheelchair.

Please fill in the measured upper leg length:

40 cm 63 cm

Example:

Upper leg length 43 cm
 - 6 cm
Seat upholstery depth 37 cm



Seat upholstery depth:

35 cm	<input type="checkbox"/>	Option
37 cm	<input type="checkbox"/>	Option
39 cm	<input type="checkbox"/>	Option
41 cm	<input type="checkbox"/>	Option
43 cm	<input type="checkbox"/>	Option
45 cm	<input type="checkbox"/>	Option
47 cm	<input type="checkbox"/>	Option
49 cm	<input type="checkbox"/>	Option
51 cm	<input type="checkbox"/>	Option
53 cm	<input type="checkbox"/>	Option
55 cm	<input type="checkbox"/>	Option

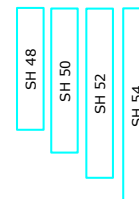
3 Lower leg length

The lower leg length determines the footrest position and the seat height of the wheelchair. The seat height determines the wheel size and with that the total height of the wheelchair.

Please fill in the measured lower leg length:

cm

Please check the desired seat height and footrest position, measured from the seat upholstery (without the seat cushion).



Footrest position:

36 cm	<input type="checkbox"/>	Option
38 cm	<input type="checkbox"/>	Option
40 cm	<input type="checkbox"/>	Option
42 cm	<input type="checkbox"/>	Option
44 cm	<input type="checkbox"/>	Option
46 cm	<input type="checkbox"/>	Option
48 cm	<input type="checkbox"/>	Option
50 cm	<input type="checkbox"/>	Option

Please measure the anthropometric data as shown. If possible, the user should be in a sitting position and wearing shoes.

4 Elbow height

Standard armrest height is 18 cm

14 cm 22 cm

Wheels

Floor to seat height in the front, measured without seat cushion

Seat height ▶	48	50	52	54	Seat height ▶	48	50	52	54
	22"	22"	22"	X		4"	4"	4"	4"
Rear wheels ▶	24"	24"	24"	24"	Front wheels ▶	5"	5"	5"	5"
	X	26"	26"	26"		X	6"	6"	6"

Armrest



Armrest round

Standard

Stand-up operation with rocker switch

Standard

Stand-up operation with toggle switch

60.007.0060

Swing-away chest support

Rotatable to the side and flip-up, for increased safety feeling.

Distance "D" between backrest tube and the beginning of radius, see photo

D

27 cm	60.005.7040
32 cm	60.005.7041
37 cm	60.005.7042

Stand-up operation

Armrest round with built in control switch

Right Standard

Left Option

Frame color

Trafic white

RAL: 9016 Standard

Trafic black

RAL: 9017 Option

Metallic colors on request

Met.: 60.008.0020

Other RAL colors on request

RAL: 60.008.0010

Detail color

Carmine red

RAL: 3002 Standard

Pure orange

RAL: 2004 Option

Melon yellow

RAL: 1028 Option

Light blue

RAL: 5012 Option

Signal blue

RAL: 5005 Option

Trafic purple

RAL: 4006 Option

Metallic colors on request

Mét.: 60.008.0220

Reflex colors on request

Reflex: 60.008.0230

Other RAL colors on request

RAL: 60.008.0210

Backrest

Standard sling backrest height

32 cm Standard

33.5 cm Option

35 cm Option

36.5 cm Option

38 cm Option

V-Trak backrests on request

Upcharge

without backrest, be aware net price is lower after discount

60.109.6810

Backrest options

Backrest extension 15 cm, for standard backrest

Seat width ▶	35	38	40	42	45	48	50
Height ▼							
15 cm	32.064.1735	32.064.1738	32.064.1740	32.064.1742	32.064.1745	32.065.1748	32.065.1750

V-Trak backrest extension, 20 cm/8" on request

32.069.99

Seat cushion with memory foam depending on the seat depth and seat width



Seat width ▶	35	38	40	42	45	48	50
Seat cushion depth ▼							
S	30.100.3740	30.100.3770	30.100.3780	30.100.3790	30.100.3800	30.100.3802	30.100.3803
M	30.100.3822	30.100.3820	30.100.3830	30.100.3840	30.100.3850	30.100.3855	30.100.3856
L	30.100.3857	30.100.3860	30.100.3870	30.100.3880	30.100.3890	30.100.3900	30.100.3902
XL	30.100.3907	30.100.3910	30.100.3920	30.100.3930	30.100.3940	30.100.3950	30.100.3956

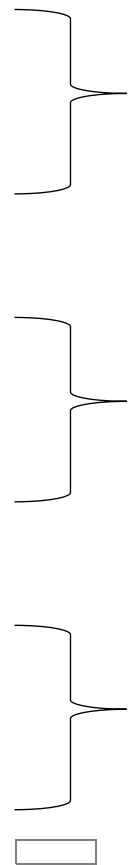
Additional seat cushion cover

Seat width ▶	35	38	40	42	45	48	50
Seat cushion depth ▼							
S	30.100.3741	30.100.3771	30.100.3781	30.100.3791	30.100.3801	30.100.3804	30.100.3805
M	30.100.3823	30.100.3821	30.100.3831	30.100.3841	30.100.3851	30.100.3854	30.100.3953
L	30.100.3858	30.100.3861	30.100.3871	30.100.3881	30.100.3891	30.100.3901	30.100.3903
XL	30.100.3908	30.100.3911	30.100.3921	30.100.3931	30.100.3941	30.100.3951	30.100.3957

Urin proof seat cushion cover

Seat width ▶	35	38	40	42	45	48	50
Seat cushion depth ▼							
S	30.100.3743	on request	on request	on request	on request	on request	on request
M	30.100.3824	30.100.3864	on request	on request	on request	on request	on request
L	on request	30.100.3863	30.100.3873	on request	30.100.3892	on request	on request
XL	on request	on request	on request	on request	on request	on request	on request

without seat cushion



Headrest



- ① V-Trak headrest on request
- ① V-Trak headrest standard, *only in combination with V-Trak Axxis backrest*
- ② V-Trak headrest winged, *only in combination with V-Trak Axxis backrest*
- Track extension for V-Trak head support, for V-Trak 60 and 80 cm

	02.067.116
	02.067.117
	02.009.0028

Lateral supports and hardware

V-Trak lateral supports on request

V-Trak lateral support, pad and cover

Medium Right
Medium Left

	32.068.0030
	32.068.0040

V-Trak lateral support, pad and cover

Large Right
Large Left

	32.068.0010
	32.068.0020

Knee support



- ① Sports knee support
- Standard knee support
- ② Rectangular knee wedge
- ③ Conical knee wedge, *gives more support, in particular with spasticity*

	60.011.0050
	Standard

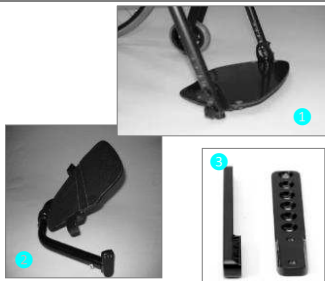
50x100
60x100
80x100
50x150
80x150

	Option
	Option
	Option
	Option
	Option

50-100x100
90-140x100
130-180x100

	60.011.0020
	60.011.0020
	60.011.0020

Footrest



①	Easy transfer foot plate, <i>foot plate is closer to the floor which makes transfers easier</i>	20 cm	<input type="checkbox"/>	Option
		26 cm	<input type="checkbox"/>	60.003.0130
	Two-piece flip-up footrest		<input type="checkbox"/>	Option
②	One piece footrest, flip-up backwards		<input type="checkbox"/>	60.003.0050
③	Footrest height adapter	For seat width 38, 45, 48	<input type="checkbox"/>	60.003.0070
		For seat width 40 and 42 cm	<input type="checkbox"/>	60.003.0080
	<i>For users with short lower leg length. Footrest will be 3 cm narrower than the seat width.</i>			
	Non-slip footrest surface		<input type="checkbox"/>	60.003.0040

Foot plate angle

<i>Foot plate is adjustable in all three angles.</i>	80°	<input type="checkbox"/>	Option
	90°	<input type="checkbox"/>	Standard
	100°	<input type="checkbox"/>	Option

Rear wheel position


<p>Select the appropriate setting for the rear wheels. The shorter the wheelbase is, the more active the wheelchair becomes and the risk of tipping is greater. Anti-tip aids are recommended in that case. Normally the wheels are positioned according to the frame size.</p>	Active	<input type="checkbox"/>	Option
	Standard	<input type="checkbox"/>	Option
	Passive	<input type="checkbox"/>	Option

Wheel options



	LEVO activ compl. black	Air tyres "puncture proof"	<input type="checkbox"/>	60.002.0010
		Rubber tyres	<input type="checkbox"/>	60.002.0090
①	Spinegy wheels	Red	<input type="checkbox"/>	60.002.0015
		Black	<input type="checkbox"/>	60.002.0015
		White	<input type="checkbox"/>	60.002.0015
②	Camber	2°	<input type="checkbox"/>	60.002.0081
		4°	<input type="checkbox"/>	60.002.0082

Accessories



①	Push handles standard	Pair	<input type="checkbox"/>	32.069.0080
		Pair	<input type="checkbox"/>	32.069.0090
		Pair	<input type="checkbox"/>	32.070.0167
②	Push handles 7 cm extended			
③	Push handles quick release height adjustable			
	All Anti-tips on request			
④	Spoke guard transparent	22"	<input type="checkbox"/>	02.066.1014
		24"	<input type="checkbox"/>	02.066.1015
		26"	<input type="checkbox"/>	02.066.1017
	<i>Other spoke guards on request</i>			
⑤	Brake lever extension (6 cm)	Right	<input type="checkbox"/>	30.100.5030
		Left	<input type="checkbox"/>	30.100.5030
⑥	Seat depth and footrest quick adjustment kit, 10 clamps with bolt, 4 screws		<input type="checkbox"/>	60.004.0020

Remarks