

Travel Brochure Project

Your Mission

Create a travel brochure for an international destination. Include the following information:




- ◆ Facts about that city (population, etc.)
- ◆ When to go (best time of year)
- ◆ How to get around (transportation to/from and while you are there)
- ◆ TWO PANEL SPREAD: At least four places of interest (landmarks, attractions, etc.)
- ◆ Historical information about that city and a city or country map
- ◆ At least four photographs taken in that city
- ◆ Information on the currency used
- ◆ Any other pertinent information for a traveler to that city (immunizations required, etc.)

✓	<i>Brochure Design</i>	<i>Points Possible</i>	<i>Points Awarded</i>
	Appropriate setup (margins/layout guide; panels in appropriate places; use of columns)	10	
	Cover panel: Attractive cover that captures the true essence of the location (may use Wordart, Flaming Text, graphics, etc.)	10	
	Includes a high quality map	10	
	Includes city facts (covered appropriately)	10	
	Includes information on when to go	10	
	Includes information on transportation	10	
	Includes quality information on important places of interest	10	
	Includes historical information	10	
	Includes at least four good high-quality photographs	10	
	Includes information on currency and perhaps an example of what the currency looks like	10	
	Other information: Maybe cultural awareness, a few words in their language, tips for travelers (find some good info)	10	
	Layout: Is it professional, appealing, not too crowded, not too much white space, and does it keep the reader's interest?	10	
	Spelling/grammar	10	
	TOTAL	130	

Comments:



Student Name: _____ Class _____

Some examples to give you ideas



Honey Inn

Ascend past an ancient pavilion to your first glimpse of this Angkor-period Hindu shrine to Shiva, built between the 12th and 18th centuries AD. Five-headed naga snakes guard the path past lush ponds and an imposing sanctum wall with arched entrances and crocodian carvings. Finally, you reach the 25m tall main prang, with exquisite Khmer architecture, sacred Hindu icons, and unforgettable carved lintels.

Directions to Honey Inn. From Bangkok's north eastern bus terminal (Aso Chai), you can take an aircon bus direct to Nang Rung (5-6 hours). From Bangkok's Hualamphong train station, take the north-eastern line to the Hattiram station, then take a 54km bus ride to Nang Rung.

Directions to Honey Inn. From the Nang Rung bus terminal, you can take a pleasant, scenic (private taxi) ride for 20th, a pickup taxi for 500, or you can just walk. Go north about 10km to reach route 24, the main road. Cross to the other side of route 24 and turn right. Walk eastward on route 24 about 200m, passing a PT gas station after about 200m. You will see a sign for Honey Inn. Turn left and walk 100m more until you see a second Honey Inn sign. Welcome!


Honey Inn
81 Soi Sri Koon
Nang Rung
Buriram, 31110
Thailand


Your hosts Mr. Phaiton and Mrs. Phanna. We are teachers at Nang Rung School.
Tel: 0-4462-2823 • Mobile: 0-1075-9972
Email: Honey_Inn_Buriram@hotmail.com
Website: <http://honeyinn.com>

Visit Phnom Rung
Historical Park
in Buriram Province


Thailand's most beautiful and important Angkor-style Khmer ruin, located atop a scenic bluff overlooking Cambodia.

Enjoy a home-cooked meal and stay overnight at the Honey Inn, in a quiet neighbourhood of nearby Nang Rung. Motorbikes, drivers, and info available.







3 Day Camping Trips



Interested in seeing the sights in both San Francisco and Los Angeles, but don't have a nearby car of your own to get there? We have the perfect solution for you.

Our small, personal group settings allow for more bonding time between you and your fellow travellers, more time to experience what this beautiful stretch of America has to offer and more chances to take unforgettable photos providing you memories to last a lifetime.

The Zuckerman Farm

The Ultimate Must-See Farm in all the Nation!



NO ONE OF US EVER THOUGHT BURNHAM, 6 MONTHS PUP



3rd PRIZE WINNER AT THE FAIR

No One to Visit

- WALKED and did general animal
- WALKED through the gates
- The best things you can see are cheap - the kids are 100% off
- You can see the pig operations and the farm and the eggs
- The Zuckerman family have had several generations of people who have worked here
- It is a great place to take your family and you can see the best of the farm and the eggs
- The Zuckerman family have had several generations of people who have worked here

AND WITH A LITTLE HELP FROM THE FARM, YOU CAN GET YOUR OWN BUTTER AND EGGS FROM THE FARM THAT WOULD BE USED AT THE FAIR

DON'T FORGET YOUR CAMERA!

DO HURRY UP AND BRING THE ENTIRE FAMILY TO THE ZUCKERMAN FARM

ANY TIME IS A GOOD TIME

DAILY TOURS ARE AVAILABLE AND THE FAMILY IS ALWAYS WILLING TO ANSWER ANY QUESTIONS YOU MAY HAVE

CALL YOUR TRAVEL AGENT AND START PLANNING YOUR VISIT TO:

The Zuckerman Farm

CAMPING MINUTES FROM CEDAR POINT

RVs - Campers - Tents Welcome

Good Sumpark

Largest and Highest Rated





Bayshore Estates
Travel Trailer Park & Campsite
201 Cleveland Road, Sandusky, Ohio 44870
Closest to Cedar Point!

FEATURES

- Shuttle Service to C.P. (5)
- Cable T.V. for RV's
- Pull-thru Sites
- Family & Group Sites
- Campfires & Firewood
- FAX Available
- Swimming Pool
- Volleyball Court
- Basketball Court
- Clinic, Modern Restrooms
- 24-hour Camp Store
- 50-Amp Available
- 24-hour Security
- Laundry Facilities
- Hot Showers
- Playground
- Game Room
- Picnic Tables
- Cable TV
- Air-Conditioning
- Picnic Table
- Rent by Day, Week or Longer

Bayshore Estates


Call 1-800-962-3786

Reservations Mar 1 - Apr 30: 9am - 9pm
Reservations May 1 - Labor Day: 9am - 9pm
LOCAL CALLS: (616) 62-7866

www.mhccorp.com



1/2 mile East of Camerway Drive on Rt. 6



BUDAPEST CITY GUIDE

Includes: Budapest Museum, City Guide, and more.

Bahamas Party Cruise!

Includes: Cruise, Party, and more.



Cancun!

Includes: Cancun Basic Party Schedule, Cancun Party Packages, and more.



You may:

- Guide teachers or students to access this resource from the teach-ict.com site
- Print out enough copies to use during the lesson

You may not:

- Adapt or build on this work
- Save this resource to a school network or VLE
- Republish this resource on the internet

A subscription will enable you to access an editable version, without the watermark and save it on your protected network or VLE