



JUNIOR SOLAR SPRINT

OVERVIEW

Junior Solar Sprint (JSS), an Army Educational Outreach Program (AEOP), provides a hands-on opportunity for students in grades four through eight to apply science, technology, engineering, and mathematics (STEM) concepts, creativity, teamwork, and problem solving skills as they design, construct and race a solar-powered car.

PURPOSE

Participants experience the automotive design process when they research and conceptualize a design, make drawings, build a model from the design, and race the solar-powered car model.

ELIGIBILITY

Participants are limited to one (1) entry per team.

TIME LIMITS


Entries (including the model car) must be started and completed during the current school year. Syllabi for two (2) weeks, four (4) weeks, and eight weeks are available in the [Educational Resources](#) link found on the JSS website at www.jrsolarsprint.org


ATTIRE


TSA competition attire, as described in the Competitive Events Attire section of this guide, is required.

PROCEDURE

- A. At the event, participants check in their entries for specification approval at the required time and place.
- B. Entries will be evaluated in four (4) areas: 1) display, 2) notebook, 3) artisanship and engineering of the model, and 4) model's racing performance.
- C. Evaluation of racing performance will consist of two (2) components: 1) time trials, and 2) semifinalist racing of the top 16 time trial winners.

 Junior Solar Sprint (JSS) is an Army Educational Outreach Program (AEOP). Information about AEOP efforts can be found at www.usaeop.com; information about JSS can be found at www.jrsolarsprint.org.

 If a car is deemed unsafe, it will not be allowed to run in the time trials or the finalist races. If the model is safe, but does not meet the required specifications, it will be allowed to run in the time-trials but not the finalist races.

 An array of support materials, such as correlations to STEM standards, a glossary of terms, course outlines and lesson plans, can be found at

www.jrsolarsprint.org

- D. All models meeting safety and performance criteria will be given three (3) time trials. The average time of the three (3) time trials will be used to determine the top 16 semifinalist cars that will participate in the semifinalist races. Cars that are disqualified for any reason will be not be permitted to participate in the semifinalist races.
- E. The top 16 cars compete in a single or double elimination racing process. The process (single or double elimination) will be determined by the event coordinator.
- F. The four (4) evaluated areas will be used to determine final standings (see criteria for assessment and racing performance scoring chart).

It is essential that students and advisors routinely check the TSA website (www.tsaweb.org) for updated information about TSA competitive events. This information is found on the website under Competitions/Updates and Clarification. When students participate in any TSA competitive event, they are responsible for knowing of updates, changes, or clarification related to that event.

REGULATIONS

- A. Each team must submit a notebook (three-ring binder) that contains the items, in order, as noted below in the Documentation section. Sections of the binder may be organized by dividers.

Documentation

1. Title page with event title, conference city and state, year of the conference, team/chapter ID#
2. Table of contents
3. Project Log that indicates preparation for the competition, as noted by date, task, time involved, obstacles/issues encountered, modifications made, team member responsible, and any comments. [Download Project Log from the JSS website.](#)
4. Design drawings; drawings show the model with a minimum of two (2) views. The drawings are developed using standard engineering practices and procedures. This will include measurements/dimensions. The drawings may be produced using traditional drafting methods or CAD. Rough sketches should be included on a separate page or pages.
5. A separate specification page will include design details of the model, including size, wheel size, gear ratio, specifications of motor and solar collector used, etc.
6. Components list

7. Design process description; this includes pre-testing of various configurations of the model and revision notes about the model design throughout the process

B. The model car must meet the following specifications:

Model Car

1. The model must accurately reflect the design process outlined in the online resources.
2. A decorated shoebox may be used as a display stand during judging for the model car. The notebook is not considered part of the display, but it must be placed with the model car. The display (model, shoebox, notebook) should fit in an area 15" deep x 3' wide x 4' high.
3. The materials used to construct the model car must cost less than \$50. Original receipts for all materials purchased must be put in an envelope and placed in the notebook. The total cost of construction materials must be clearly written on the outside of the envelope. Model cars that exceed this construction cost limit will be disqualified from the competition.
4. The Junior Solar Sprint kit sold by Solar Made, and the Ray Catcher Sprint Kit sold by PITCO, are the solar panel/motor kits that are recommended, but not required, to be used in the competition. Solar panels cannot be shaved, drilled, or delaminated. Only the motor supplied in the kit can be used. Motors cannot be re-wound or disassembled. If an evaluation group convened by the event coordinator determines that the solar panel and/or motor have been modified, the car and team will be disqualified from the competition.
5. The remainder of the vehicle can be innovative in design and materials.
6. One (1) solar panel (limited to a maximum output of 3.2 W), and one (1) motor (limited to a maximum 3.0 VDC) are allowed per car. Reflectors, supports, and power leads can be added to these components as needed. Energy-enhancing devices, such as mirrors, must be firmly attached to the vehicle.
7. The vehicle must be structurally sound without the solar panel attached. The solar panel cannot be used as the chassis, or body of the car. The axles and wheels cannot be directly attached to the solar panel. The model car must, with the solar panel attached, not exceed the following dimensions: 30 cm (11¾ inches) wide by 60 cm (23½ inches) long by 30 cm (11¾ inches) high (as measured from the surface the car is resting upon to the highest point of

 Junior Solar

Sprint kit sold by

Solar Made:

<http://www.solarmade.com/JuniorSprint.htm>

Junior Solar Sprint kit sold by PITSCO:

<http://www.pitsco.com/store/detail.aspx?KeyWords=ray+catcher&ID=2552>



the car with all its components attached) and positioned as during the time trials and races.

8. The team is encouraged to decorate the body of the car, but a clearly visible 3-cm square space must be available on the car to attach an assigned car number for the race.
9. The sun's light is the only energy source that can be used to power the vehicle. Batteries, capacitors, flywheels, or any other energy storage devices are prohibited.
10. If the sun's energy is judged insufficient by the event coordinator, a battery pack and two (2) AA 1.5 V batteries will be furnished for each team. Therefore, the model's motor power leads must be readily accessible for easy attachment to a battery pack.

Steering

A student-designed device must be attached to the car to accommodate a guide wire. A guide wire, such as fishing line, will be no more than 1.5 cm from the surface of the track. It will go through the eyelet attached to the car and serve as a steering mechanism to keep the car in its lane. The vehicle must be easily removed from the guide wire, without disconnecting the guide wire. This is the only allowable method of steering the car. No radio control is permitted in the car. Lane changing or lane crossing will result in a Did Not Finish (DNF) standing. A car whose race is impacted by an out of control vehicle will be allowed an opportunity to run the race again. A car that lacks steering control and interferes with other cars in other lanes will not be allowed to race again.

- C. The race lane must be 60 cm wide and 20 m long. The track will be a hard flat surface, such as a tennis court or a smooth surfaced running track.
- D. The time trial/race specifications are as follows:
 1. There will be tables set up for teams to use to make adjustments and minor repairs just prior to each time trial and the semifinalist heats. Teams that are "next up" to be timed or raced are given priority to use the tables. Teams must supply their own tools.
 2. Time trials and semifinalist races will not be delayed to permit adjustments or repairs to cars. No adjustments or repairs are permitted once a time trial or race begins.
 3. At race time, the car will be placed behind the starting line with all of its wheels in contact with the ground and an opaque sheet covering, but not touching the solar panel. The opaque sheet will be removed at the start of the race, allowing the

- vehicle to collect solar power and start driving. No more than two (2) team members will be allowed in the start area.
4. Releasing the car before the official start, or pushing the car during its release will result in a Did Not Finish (DNF) for that race.
 5. All cars will be started when the official signal is given. Each car will have three time (3) trials. The fastest time of these three (3) time trials will determine the 16 top semifinalists to be raced. If, for any reason, a car is not able to participate in the time trials or race at its scheduled set time, it may be disqualified.
 6. The judges will note the official time for each time trial. At the time designated, if a car does not start the time trial, OR if during the time trial it does not finish, it will be noted as a Did Not Finish (DNF).
 7. At least one (1), but no more than two (2) members must wait at the finish line to catch the vehicle for each timed trial.
 8. No one, including team members and spectators, may accompany or touch the vehicle on the track during a timed trial or semifinalist race. Vehicles stalled on the track can be retrieved after the end of the trial or race has been declared by the lead judge. A violation of this rule will result in a disqualification of the offending team.
 9. After each timed trial or race, the vehicle and team member must remain at the finish line until the time is recorded for the vehicle.
 10. Challenges must be made before the next timed trial or race begins. Any challenges must come from team members who are actively competing, not the coach/advisor, parent, or coordinator, and all challenges need to be directed to the lead judge. The decisions of the judges are final.
 11. Only competing students and race officials may be in the race area. All other spectators, including coaches/advisors, parents, coordinators, and non-competing students, must remain in the designated spectator area throughout the duration of the races. Teams will be disqualified if a spectator, including a coach/advisor or parent, interferes with the race.
 12. Judges may inspect cars at any time before, during, and after timed trials or semifinalist races.

Any additional rules, regulations, or guidelines established by the event coordinator must be followed.

EVALUATION

Entries are evaluated on creativity and innovation, the display, documentation notebook, the artisanship and engineering of the model solar car, and the model's racing performance.



STEM INTEGRATION

This event has connections to the STEM areas noted below. Please refer to the STEM INTEGRATION section of this guide.

Science, Technology, Engineering, Mathematics

LEADERSHIP SKILLS

Leadership skills promoted in this event:

- Communication: Team members communicate with each other to develop a solution. Use leadership lessons: *Chefs in the Kitchen* and *Take Action*
- Creative thinking: Team members will develop a unique solar-powered car. Use leadership lessons: *Be Prepared!* and *Open Minded*
- Evaluation: Students will evaluate and change design elements of a solar-powered car. Use leadership lessons: *Finish Line to Start Line* and *The Great "Evaluate"*

Additional leadership skills promoted in this event:

- Decision making
- Teamwork

TSA AND CAREERS

This competition has connections to one or more of the career areas featured in the TSA AND CAREERS section of this guide. Use *The 16 Career Clusters* chart and the *TSA Competitions and Career Clusters* grid as resources for information about careers.

CAREERS RELATED TO THIS EVENT

Energy efficiency technician
Solar engineer
Solar panel installer
Solar sales consultant

JUNIOR SOLAR SPRINT COMPETITION PROJECT LOG

Date	Task	Time involved	Team member responsible	Obstacles encountered	Modifications made	Comments
1						
2						
3						
4						
5						
6						
7						





JUNIOR SOLAR SPRINT COORDINATOR INSTRUCTIONS

PERSONNEL

- A. Coordinator
- B. Assistants, two (2) or more
- C. Evaluators, two (2) or more

MATERIALS

- A. Coordinator's notebook containing:
 - 1. Event guidelines, one (1) copy each for the coordinator and for evaluators
 - 2. Official rating forms
 - 3. Stick-on labels for identifying entries
 - 4. Race bracket form
 - 5. Finalist report form
- B. Battery pack and batteries (AA 1.5 V) (in the event that the sun provides insufficient energy,) one (1) per entry plus spares on site
- C. Monofilament fishing line for track, four (4) pre-tied, two (2) on track, two (2) reserve per 16 participants
- D. Race track set, including a starting gate and finish gate with digital timer
- E. Padding for the finish gate
- F. Tables for the display and evaluation of entries (cars and notebooks)
- G. Table and chairs at the starting line for arranging and holding cars prior to the time trials
- H. Table at the finish gate for the placement of cars after time trials
- I. Table and chairs for the official timekeeper(s)
- J. Ranking board for a display of time trials.

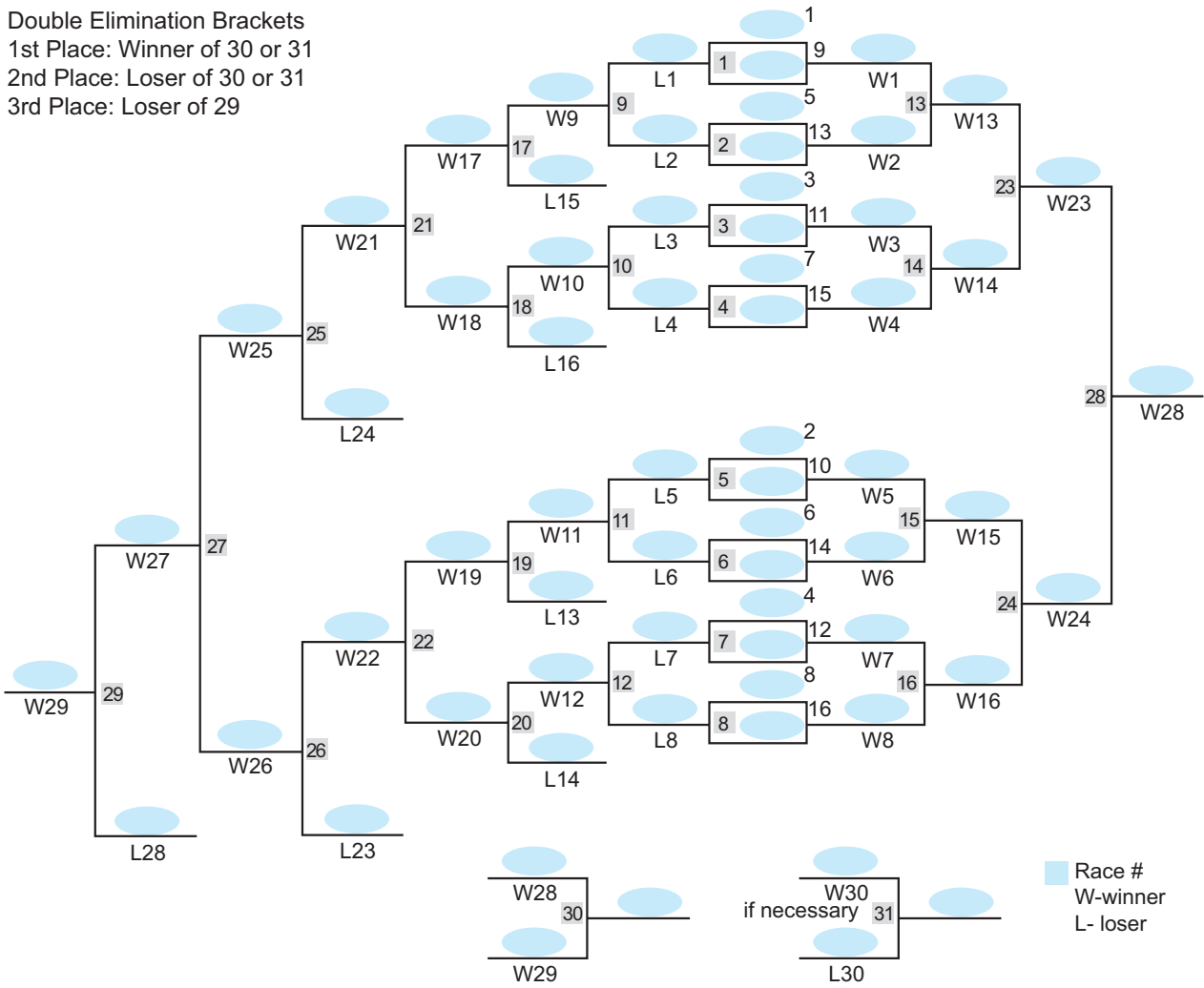


RESPONSIBILITIES

- A. Upon arrival at the event, inspect the area(s) in which the event will be held for appropriate set-up, including location for displays and evaluation of notebooks, racing site, chairs, tables, outlets, etc.
- B. Check in the entries at the designated time.
- C. Secure the entries in the designated area.
- D. One (1) hour before the event is scheduled to begin, meet with your evaluators/timers to review time limits, procedures, and regulations.
- E. Position the Junior Solar Sprint notebooks and models for viewing by the evaluators, and assist them as necessary during judging.
- F. Set up the race track prior to the time trials. Make necessary adjustments.
- G. Permit all vehicles (that can be safely operated) to participate in time trials. Note that vehicles that are disqualified will NOT be permitted to participate in semifinalist races.
- H. Submit the finalist report, including a ranking of the ten (10) finalists, and all related forms in the results envelope to the CRC room.
- I. At the designated time, return models and notebooks to student participants.

RACE BRACKET FOR 16-CAR DOUBLE ELIMINATION

Double Elimination Brackets
 1st Place: Winner of 30 or 31
 2nd Place: Loser of 30 or 31
 3rd Place: Loser of 29





Participant/Team ID# _____

JUNIOR SOLAR SPRINT			
2014 & 2015 OFFICIAL RATING FORM			MIDDLE SCHOOL
Model (40 points)			
The model is safe to participate in the time trials and, if deemed appropriate, the semifinalist races. ___ Yes ___ No			
The model meets all required specifications. ___ Yes ___ No			
CRITERIA	Minimal performance 1-4 points	Adequate performance 5-8 points	Exemplary performance 9-10 points
Evaluators: Using minimal (1–4), adequate (5–8 points) or exemplary (9–10 points) performance levels as a guideline, record the scores earned for the event criteria in the column spaces to the far right.			
Display (X1)	The quality of the display is extremely poor and/or exceeds size requirements.	The display is adequately created and meets the size specifications.	The display is exemplary, includes eye-catching details and meets the size specifications.
Design quality (X1)	The design of the solar model is poor and shows little effort.	The design of the solar model is adequate but not of exceptional quality.	The design of the solar model exhibits exceptional quality of design.
Design creativity/ originality (X1)	The solar model car design lacks creativity and originality; little effort is apparent in these areas.	The solar model car design demonstrates an adequate level of creativity and originality.	The solar model car design shows exceptional creativity and originality in its design.
Construction quality (X1)	The solar model car lacks quality of construction.	The solar model car demonstrates adequate quality of construction.	The solar model car demonstrates exceptional quality of construction.
			SUBTOTAL (40 points)

Record scores in the column spaces below.

Regulations and Documentation (50 points)			
CRITERIA	Minimal performance 1-4 points	Adequate performance 5-8 points	Exemplary performance 9-10 points
Notebook components See Regulation A (X1)	A number of the notebook components are missing.	Most of the notebook components are included, but the notebook lacks overall quality.	The notebook includes all required components; it is neat and properly organized; effort and quality are evident.
Project Log (X1)	The Project Log is lacking significant portions; it is messy and demonstrates lack of effort.	The Project Log is acceptable, but some information is missing.	The Project Log is complete and accurate; the presentation is neat and orderly; a great deal of effort is evident.
Design drawings (X1)	Some drawings are missing and are of poor quality.	Drawings are acceptable; all required views are shown.	Drawings are accurate and complete; all required views are present; rough sketches are included.
Design details/ components list (X1)	Several details of the model including size, weight, wheel size, and gear ratio are missing and/or are poor; the component list is very limited.	Some details of the model including size, weight, wheel size, and gear ratio are missing; a few components are missing.	All details of the model, including size, weight, wheel size, and gear ratio are present; all components are included.

Record scores in the column spaces below.



JUNIOR SOLAR SPRINT (continued)			
Regulations and Documentation (50 points)			
Design process description (X1)	The design process description, which includes details about pre-testing various configurations of the model and revision notes, is poorly documented.	Most of the design process description, which includes details about pre-testing various configurations of the model and revision notes, is present.	All parts of the design process description, which includes details about pre-testing various configurations of the model and revision notes, is present.
			SUBTOTAL (50 points)

Rules violations (a deduction of 20% of the total possible points) must be initialed by the evaluator, coordinator and manager of the event. Record the deduction in the space to the far right.

Indicate the rule violated: _____

Race (55 points)							
1st	2nd	3rd	4th	5th & 6th	7th & 8th	9th - 12th	13th - 16th
55 points	50 points	45 points	40 points	35 points	30 points	25 points	15 points
							SUBTOTAL (55 points)

Rules violations (a deduction of 20% of the total possible points) must be initialed by the evaluator, coordinator and manager of the event. Record the deduction in the space to the far right.

Indicate the rule violated: _____

(To arrive at TOTAL score, add any subtotals and subtract rules violation points, as necessary. Check your math twice!) **TOTAL (145 points)**

Comments:

I certify these results to be true and accurate to the best of my knowledge.

Evaluator

Printed name: _____ Signature: _____