


Blanche Sims News

January 22, 2016

Principal's News

Jennifer Goethals, Principal



Blanche Sims Families,

We have almost completed our mid-year assessments and will be completing report cards next week. Report cards, MStep results and PowerSchool information for upper el will be coming home with students on February 3rd. Please watch for these important items. If you have questions please do not hesitate to contact your child's teacher. We know that standards based grading is new for many of you and we want to make sure you have the information you need to know where your child is academically and socially. We are very proud of the amount of growth students have made!

Attachments

2016-2017 Survey	2
Kindergarten Night	3
Picture Sharing	4

The planning for next year has already started! Thank you to those that have sent in the survey for the 2016-2017 school year, if you have not I have attached it again. Kindergarten night for the incoming Kindergarteners will be March 2nd at 7:15 P.M. Please spread the word to your friends!

We have our Blanche Sims Elementary Facebook page up and running!! Please check us out on Facebook and Twitter!

Have a great weekend!
Jennifer Goethals
Principal

Pictures!!

Hey parents! Have you taken pictures of your child or child's classroom, activities or field trips? If so we are looking for some pictures that could possibly be used in our school yearbook. Follow the easy instructions. It is very simple. You can also upload photos from your phone
Any questions please feel to call.

Mrs. Zach-Secretary 248-693-5460

Upcoming Events

January 25th – No School for students
*End of card marking

January 26 – Time For Kids Kickoff –
more information to come
soon

January 28th- 8:25 a.m. Respect Circle

January 29th – 3rd/4th Grade Field Trip
to Lansing

February 2nd – 7:00 P.M. PTO

February 3rd –Report Cards Go Home

February 5th – Daddy/Daughter Dance

February 6th – Mother/Son Bowling




**DK Students
being
creative
during
center time!**

Online Tools for Homework and Study Skills

In this *New York Times* article, Tara Parker-Pope recommends a series of online homework and study aids:

- www.Easybib.com – Students can type in a website or source name and Easybib will automatically generate a citation in whatever style format the teacher requires.
- www.Prezi.com – A cloud-based presentation tool that allows for zooming and panning and can make presentations more dynamic and fun.
- www.Quizlet.com – Students can create flashcards and study guides to review material online or on a mobile device. Created by high-school students in 2007, the site has more than 40 million study sets generated by users.
- www.Storybird.com – This site helps students create a story or poem or present material using a variety of illustrations.
- www.Sparknotes.com – Summaries of literary works with analyses of important quotes, key facts, study questions, essay topics, and quizzes.
- www.HowLongToReadThis.com – Students enter the name of a written work, a timer determines their reading speed as they read a sample paragraph, and they're told how long it will take to finish the book.
- www.KhanAcademy.org – Brief tutorials on a wide array of topics and grade levels.
- Kindle books – Features include highlighting, vocabulary help, and being able to search a long book for a key passage.
- Google Docs – A group of students can create, edit, collaborate on, and store documents, which can be opened on any computer with an Internet connection. Teachers can add notes and comment on drafts.


“Help with Homework, Pixel by Pixel” by Tara Parker-Pope in *The New York Times*, November 17, 2015, <http://nyti.ms/1XaaOM2>




2nd Graders using QR codes to check their Math



**5th Grade Spelling Bee!
Winner: Marius Martello
Runner Up: Mikayla Rogers**




1st Grader Writing Celebration!



Important Survey

Blanche Sims Elementary Planning Survey

For 2016-2017



The planning process for the 2016-2017 school year has begun and we are looking for your assistance. Please indicate below what your current intentions are for the next school year and return this form by:

February 12, 2016

- My child will be returning to Blanche Sims next school year.
- We will be moving, or returning to our home district and therefore not attending Blanche Sims next year.
- We will be applying to one of the focus schools for next year.
- We will be applying for an in district transfer.
- My child will be attending a private or charter school next year.
- My child will be applying to attend another district through the schools of choice program.

If your child **will not** be attending a Lake Orion School, where will he/she be attending?

- _____
- Undecided

Student's Name

Teacher's Name


Grade Level for the 2016-2017 School Year _____

Thank you for your assistance and prompt response to this survey!

Important Survey

Blanche Sims Elementary Planning Survey

For 2016-2017



The planning process for the 2016-2017 school year has begun and we are looking for your assistance. Please indicate below what your current intentions are for the next school year and return this form by:

February 12, 2016

- My child will be returning to Blanche Sims next school year.
- We will be moving, or returning to our home district and therefore not attending Blanche Sims next year.
- We will be applying to one of the focus schools for next year.
- We will be applying for an in district transfer.
- My child will be attending a private or charter school next year.
- My child will be applying to attend another district through the schools of choice program.

If your child **will not** be attending a Lake Orion School, where will he/she be attending?

- _____
- Undecided

Student's Name

Teacher's Name

Grade Level for the 2016-2017 School Year _____

Thank you for your assistance and prompt response to this survey!

YOUNG LEARNERS WANTED!

A whole new world of learning, exploration and fun lies before the youngest students ready to attend Lake Orion Community Schools. We are pleased to offer both full-day traditional kindergarten and developmental kindergarten for the 2016-17 school year.

AVAILABLE OPTIONS:

Kindergarten

- Children must be five years-old on or before September 1
- Offered at all four of the district's neighborhood elementary schools, as well as three focus schools (lottery application required)
- Curriculum meets standards set by the State of Michigan

Developmental Kindergarten

- Option for children born between July 1 and December 1
- Ideal for young learners who may need another year of growth
- Contingent on parental interest and available classroom space; limited locations
- Bus transportation not provided

An age waiver form is required for students born between Sept. 2 and Dec. 1, 2011.

This form can be found on the district website under Central Enrollment – DK/Kindergarten Age Waiver Form 2016-17.

2016 DK/KINDERGARTEN INFORMATION NIGHTS

Webber	Mar. 2, 2016	6:00 -7:00 p.m.	248-391-0400
Blanche Sims	Mar. 2, 2016	7:15 – 8:15 p.m.	248-693-5460
Paint Creek	Mar. 3, 2016	6:00 -7:00 p.m.	248-814-1724
Pine Tree	Mar. 3, 2016	7:15 – 8:15 p.m.	248-693-5470
Carpenter – Year-Round	Mar. 7, 2016	6:30 – 8:00 p.m.	248-391-3500
Orion Oaks – Multi-Age	Mar. 8, 2016	6:30 – 8:00 p.m.	248-393-0010
Stadium Drive – Fine Arts	Mar. 10, 2016	6:30 – 8:00 p.m.	248-693-5475

Focus school lottery on March 17, 2016, for students who have submitted applications. Lottery applications can be picked up at any focus school after March 7, 2016; completed forms must be turned in by 4 p.m. on March 14, 2016.



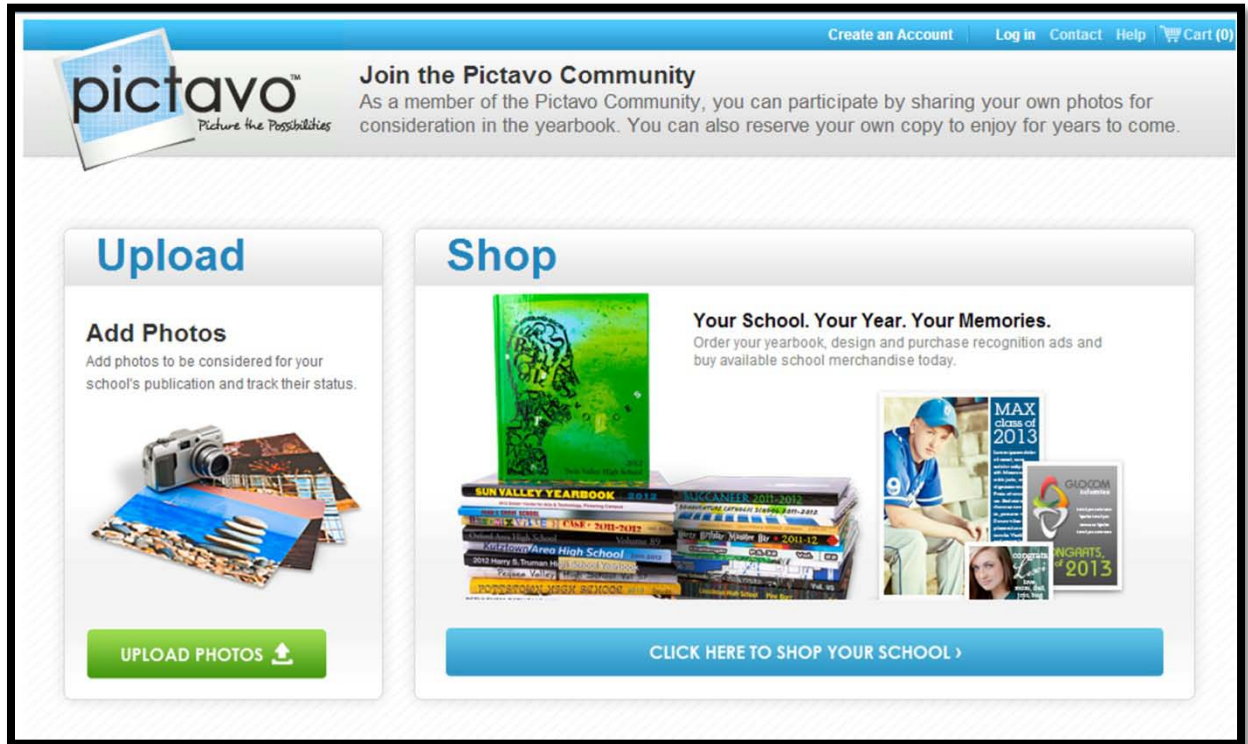
Lake
Orion
Community
Schools

RESIDENT
STUDENT
REGISTRATION

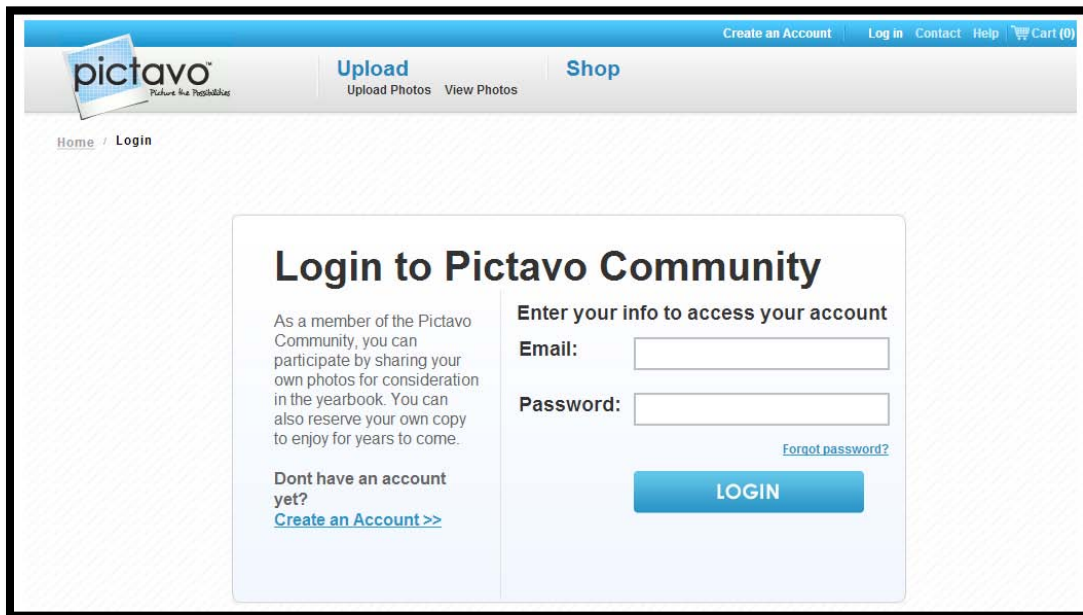
Wednesday,
March 23, 2016

Community Education
Resource Center, Rm. 109,
455 East Scripps Rd.,
Lake Orion, MI 48360





1. In your web browser, go to community.pictavo.com and click the green button that says **UPLOAD PHOTOS**.



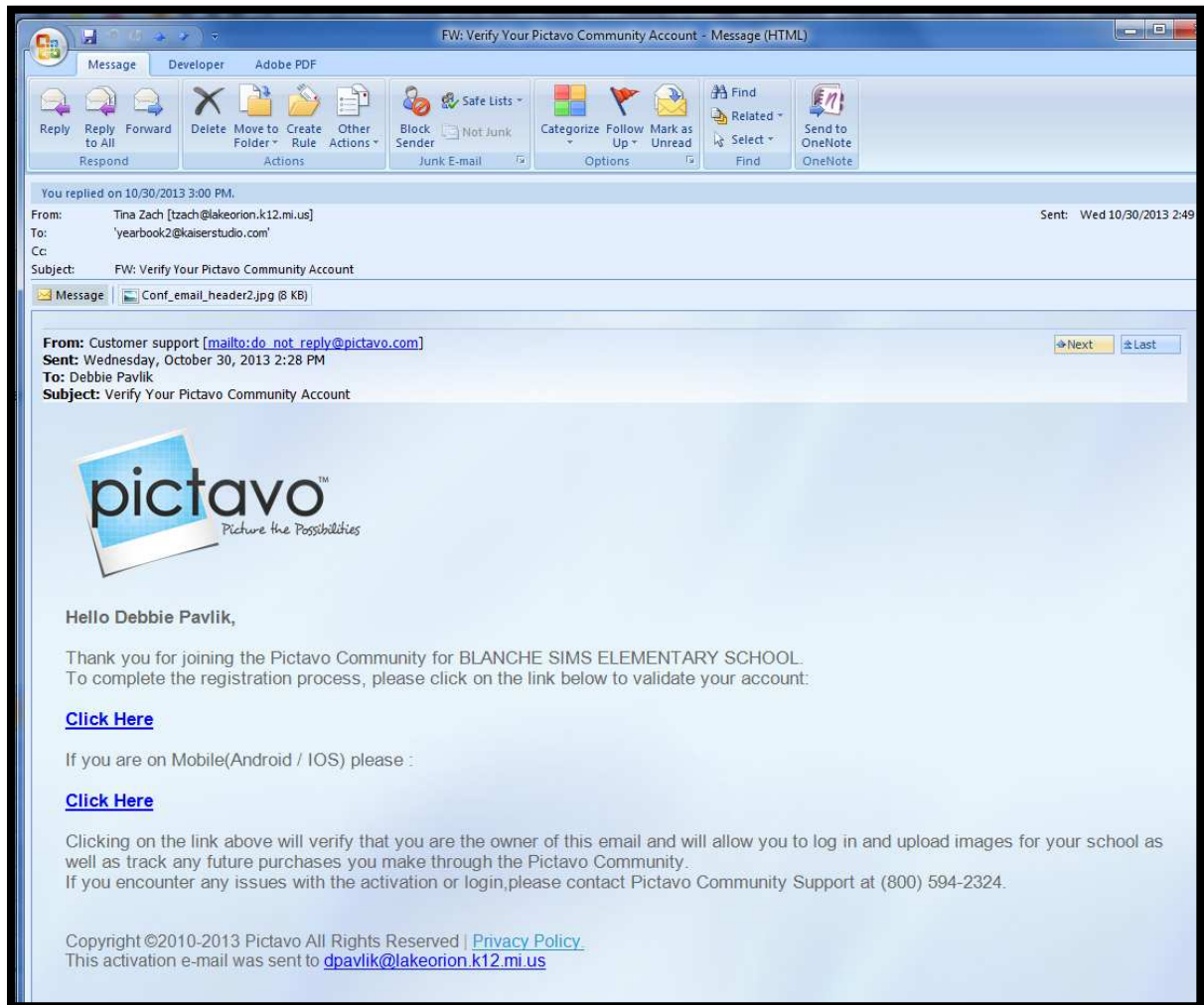
2. Your first time, you will need to create a user account. Click the blue link on the left to do so.
 - If you already have an account, you can enter your email and password to log in.
 - When creating a new account you have to wait for the activation email before logging in to upload pictures.

The screenshot shows the 'Create a Pictavo Community Account' page. At the top right, there is a link for 'Already have an Account? Login'. The main content area is divided into three steps: 1. Select Your School, 2. Is This the Correct School, and 3. Enter Your Details. Step 1 is currently active. It contains a text input field for 'School ID' with the value '41455' and a blue 'CONTINUE' button. Below this, there is an '-OR-' separator and a section for users who 'Don't know your school ID?'. This section includes dropdown menus for 'State' (Michigan), 'City' (ROCHESTER), and 'School'. A scrollable list of school names is displayed below the 'School' dropdown, including Brookfield Academy, Children's Choice Learning Center, and others. A blue highlight is visible over the first item in the list.

- 3. You will now be prompted to select your school. You can use the job number listed on the cover sheet or you can search manually by school name, city & state.

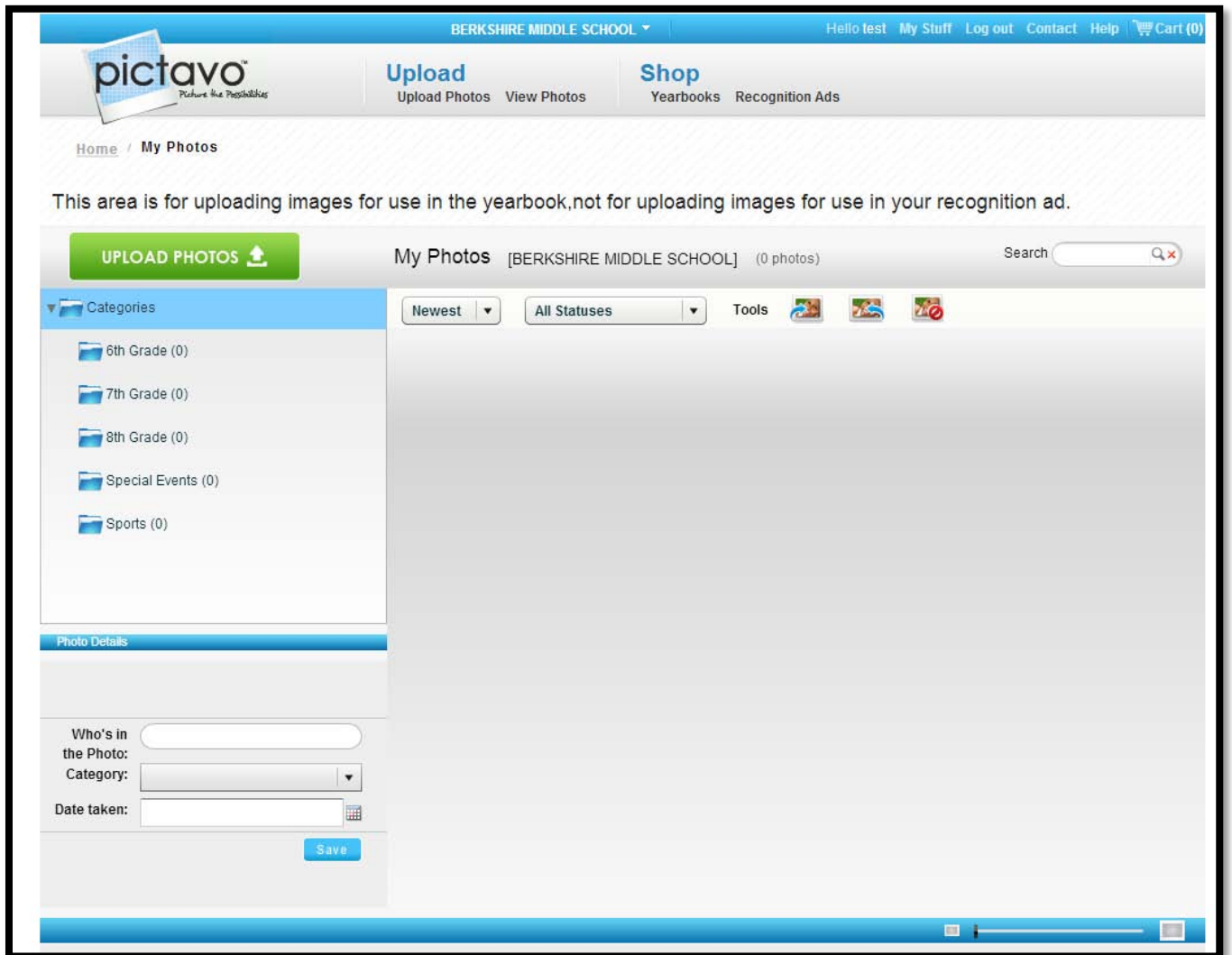
The screenshot shows the 'Create a Pictavo Community Account' page at step 2: 'Is This the Correct School'. The page header includes the Pictavo logo and navigation links for 'Upload' and 'Shop'. The main content area shows the progress of the account creation process. Step 1 is completed, and step 2 is active. It displays the 'School ID: 41455' and the selected school name: 'BALDWIN ELEMENTARY SCHOOL, ROCHESTER HLS, Michigan'. There are two buttons: a blue 'YES' button and a grey 'CHANGE SCHOOL' button. Step 3, 'Enter Your Details', is visible at the bottom of the page.

- 4. Once you have your school selected, click YES to continue.



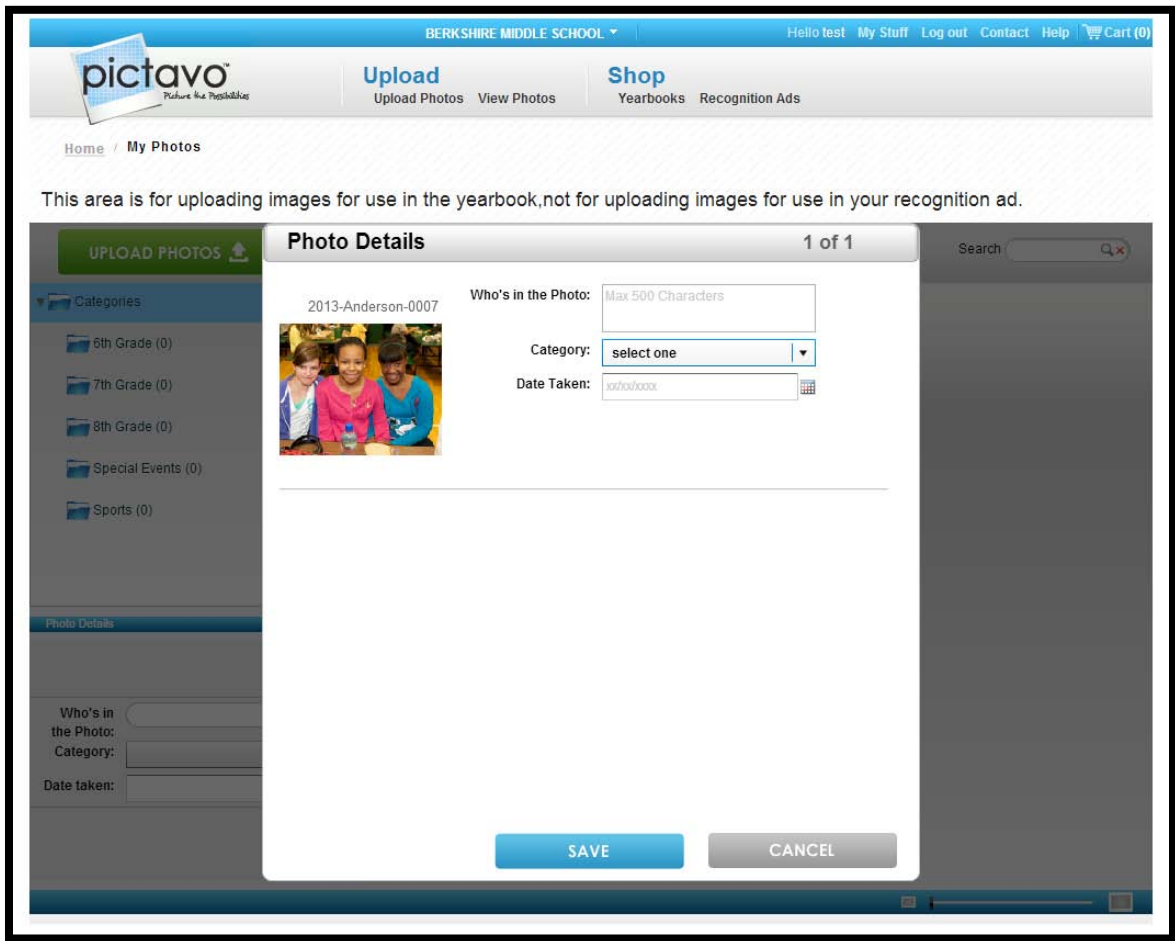
4a. This is the email that you will see to activate your account, if you are on your PC, wanting to submit photos through your web browser, please click the **TOP** link that says **CLICK HERE**.

If you are accessing Pictavo through the mobile app for iPhone and Android phones, please click the **BOTTOM** link.



5. This is where you upload your images.

- a. The green button, is to select where your images are saved (on your computer, cd-drive or flashdrive)
 - b. The categories on the left are how you are going to identify your images
 - c. The tools near the top are to change the orientation of the image or to delete an image



6. With each image you will be asked to identify who is in the photo and what category it belongs in.
 - a. You do not have to put in the date the photo was taken.

Thank you for submitting your photos to Kaiser Studio for your yearbook!

Please contact me with any questions or concerns.

Andrea Marcu

248.619.9119 x 102

Yearbook2@kaiserstudio.com