








Survey of State DOT's
Project Management Software
Prepared by MaineDOT






A summary of the Survey Monkey results:




- Agencies are evenly split between whether PM software is mandatory in their agency or not.
- Half of the agencies use a server based agency-wide PM software versus a PC based system.
- Agencies were about evenly split on their satisfaction or dis-satisfaction with their PM software.
- Among the four agencies that are very satisfied with their software, the types they use are (in random order): an Excel spreadsheet (Arkansas), Microsoft Project (Oregon), a Custom Built system (Kansas; they also use Microsoft Project as a secondary system), and Clarity Open Workbench (Nebraska).
- Almost three quarters of respondents use PM software for all capital improvement projects.
- The level of project complexity or project costs, do not appear to influence decisions to use PM software.
- Only a little more than half of respondents have PM software capable of "rolling up" projects into separate programs.
- Approximately 65% of agencies reported developing specific templates for project types.
- The largest category of PM software used is "home-grown" ; following in second and third places respectively are Microsoft Project, and Primavera. Artemis was reported by only one agency. Several agencies reported using a second brand of PM software. Those brands were Microsoft Project and Primavera.
- Only 23% of respondents indicated satisfaction with vendor knowledge of transportation & government markets.
- Less than half of the respondents reported the cost of their PM software. One agency reported a cost of over \$10,000, three reported \$500 or less, and one indicated from \$500 to \$10,000.

Project Management Software for Transportation Projects




1. Is the use of Project Management (PM) software mandatory in your agency?			Response Percent	Response Count
Yes			47.6%	10
No			47.6%	10
Don't Know			4.8%	1
			<i>answered question</i>	21
			<i>skipped question</i>	1

2. Please check the type of PM software implementation used in your agency? (Note: If your agency does not use enterprise software, the rest of this survey is optional for you. Your contact information would be appreciated though. See Question 20 on page 10.)			Response Percent	Response Count
Enterprise (agency-wide, server based)			50.0%	9
Non-enterprise (individual use, client PC-based)			38.9%	7
Both			5.6%	1
Don't Know			5.6%	1
			Other (please specify)	6
			<i>answered question</i>	18
			<i>skipped question</i>	4



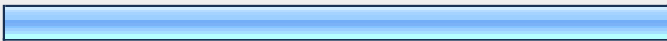


3. How satisfied are you with the enterprise PM software your agency currently uses?			Response Percent	Response Count
Very Dissatisfied			13.3%	2
Somewhat Dissatisfied			20.0%	3
Neither Satisfied nor Dissatisfied			20.0%	3
Somewhat Satisfied			20.0%	3
Very Satisfied			26.7%	4
		<i>answered question</i>		15
		<i>skipped question</i>		7



4. In your agency, is PM software used for all capital improvement projects?			Response Percent	Response Count
Yes			73.3%	11
No			20.0%	3
Don't Know			6.7%	1
		<i>answered question</i>		15
		<i>skipped question</i>		7



5. Approximately what percentage of projects is your PM software used on?

		Response Percent	Response Count
25% or less		13.3%	2
26% to 50%		0.0%	0
51% to 75%		20.0%	3
more than 75%		66.7%	10
Don't Know		0.0%	0
		<i>answered question</i>	15
		<i>skipped question</i>	7

6. In your agency what types of projects is PM software used on?


		Response Percent	Response Count
Bridge construction		86.7%	13
Highway (construction/reconstruction)		93.3%	14
Paving		73.3%	11
Maintenance & Operations		40.0%	6
Traffic		60.0%	9
		Other (please specify)	3
		<i>answered question</i>	15
		<i>skipped question</i>	7

7. What are the determining factors in using PM software on projects?			
		Response Percent	Response Count
Level of complexity		88.9%	8
Capital cost (\$)		55.6%	5
Other (please specify)			3
		answered question	9
		skipped question	13



8. Is there a threshold level of project complexity for which it is mandated to use PM software?			
		Response Percent	Response Count
Yes		14.3%	2
No		85.7%	12
Don't Know		0.0%	0
		answered question	14
		skipped question	8

9. Who is responsible for entering project information and is held accountable for accurate information?		
		Response Count
		13
		answered question
		13
		skipped question
		9

10. Please rate your degree of confidence of the reliability of the information in the PM system, with +3 being the most confident and 0 being no confidence.

		Response Percent	Response Count
+3		0.0%	0
+2		100.0%	13
+1		0.0%	0
0		0.0%	0
answered question			13
skipped question			9



11. Does your PM software have the functionality to "roll up" information into a program or portfolio? By "roll up" we mean the ability to: a. manage schedules for a portfolio of projects under an individual project manager, and b. manage the schedules for all the projects in a particular program (e.g. bridge program, highway program.)



		Response Percent	Response Count
Yes (This response will forward you to Question 13.)		42.9%	6
No (This response will forward you to Question 12.)		57.1%	8
Don't Know		0.0%	0
Comments are welcomed.			2
answered question			14
skipped question			8

12. Do you manage portfolios and/or programs in a different manner? Please explain.

		Response Count
		7
answered question		7
skipped question		15

13. Is PM software used for:				
	Primary	Secondary	N/A	Response Count
Resource allocation	15.4% (2)	46.2% (6)	38.5% (5)	13
Scheduling	85.7% (12)	0.0% (0)	14.3% (2)	14
Collaboration	15.4% (2)	46.2% (6)	38.5% (5)	13
Program Management	46.2% (6)	23.1% (3)	30.8% (4)	13
Cash Flow Management	15.4% (2)	38.5% (5)	46.2% (6)	13
Project Prioritization	23.1% (3)	30.8% (4)	46.2% (6)	13
Integration of Cost with Scheduling	28.6% (4)	28.6% (4)	42.9% (6)	14
Other (please specify)				4
answered question				14
skipped question				8

14. Has your agency developed templates for specific projects or program types in the software?			
		Response Percent	Response Count
Yes		64.3%	9
No		35.7%	5
Don't Know		0.0%	0
answered question			14
skipped question			8

15. Do agency managers rely on the information and reports generated by the PM software?				
			Response Percent	Response Count
Yes			78.6%	11
No			21.4%	3
Don't Know			0.0%	0
			answered question	14
			skipped question	8

16. Which of the following PM software packages does your agency currently use? (Please indicate all that apply, including primary PM software and secondary PM software, if applicable.)				
	Primary	Secondary	Response Count	
Microsoft Project	42.9% (3)	57.1% (4)	7	
Primavera	50.0% (2)	50.0% (2)	4	
Intelysis	0.0% (0)	0.0% (0)	0	
OpenMind	0.0% (0)	0.0% (0)	0	
Artemis	100.0% (1)	0.0% (0)	1	
FastTrack	0.0% (0)	100.0% (1)	1	
TurboProject	0.0% (0)	0.0% (0)	0	
Micro-Planner X-Pert	0.0% (0)	0.0% (0)	0	
Home Grown (Custom-Built)	100.0% (5)	0.0% (0)	5	
			Other (please specify)	8
			answered question	12
			skipped question	10

17. Please indicate whether you are satisfied or not satisfied with your PM software in each of the following areas.				
	Satisfied	Not Satisfied	N/A	Response Count
Resource Scheduling	38.5% (5)	15.4% (2)	46.2% (6)	13
Collaboration	50.0% (7)	7.1% (1)	42.9% (6)	14
Remote capability	35.7% (5)	14.3% (2)	50.0% (7)	14
Interface with legacy systems	42.9% (6)	28.6% (4)	28.6% (4)	14
Standard PM features, (Gantt charts, milestones, reporting, financials)	71.4% (10)	7.1% (1)	21.4% (3)	14
Cash Flow	14.3% (2)	14.3% (2)	71.4% (10)	14
Vendor support	38.5% (5)	0.0% (0)	61.5% (8)	13
Vendor knowledge of transportation & government market needs	23.1% (3)	7.7% (1)	69.2% (9)	13
	<i>answered question</i>			14
	<i>skipped question</i>			8

18. How much do you pay for PM software, on an annual basis?			
	Site License	Individual License	Response Count
\$500 or less	33.3% (1)	66.7% (2)	3
From \$501 to \$10,000	100.0% (1)	0.0% (0)	1
From \$10,001 to \$50,000	100.0% (1)	0.0% (0)	1
\$50,001 or more	0.0% (0)	0.0% (0)	0
	Comments are welcomed.		10
	<i>answered question</i>		5
	<i>skipped question</i>		17

19. Please provide any additional comments you may have on PM software.

		Response Count
		5
	<i>answered question</i>	5
	<i>skipped question</i>	17

20. Please identify your agency in the spaces provided below. We may want to contact you for additional information, so if you are comfortable with providing your name and contact information, please do so.

		Response Percent	Response Count
Name:	<input type="text"/>	100.0%	15
Agency:	<input type="text"/>	100.0%	15
Address:	<input type="text"/>	100.0%	15
Address 2:	<input type="text"/>	20.0%	3
City/Town:	<input type="text"/>	100.0%	15
State:	<input type="text"/>	86.7%	13
ZIP/Postal Code:	<input type="text"/>	100.0%	15
Email Address:	<input type="text"/>	100.0%	15
Phone Number:	<input type="text"/>	93.3%	14
	<i>answered question</i>		15
	<i>skipped question</i>		7