



CHARACTER COUNTS!™
Irving Elementary School
 Indianola Community School District

<http://www.indianola.k12.ia.us/elementary/Irving/index.php>

Mon. April 6	Tues. April 7	Wed. April 8	Thurs. April 9	Fri. April 10	Mon. April 13	Tues. April 14	Wed. April 15	Thurs. April 16	Fri. April 17
Day #3	Day #4	Day #5	Day #6	Day #1	Day #2	Day #3	Day #4	Day #5	
Popcorn chicken Dinner roll Carrots Applesauce Celery sticks	Pork roast on a bun Calico beans Straw-Berries Fresh broccoli	Taco Romaine lettuce Mixed fruit Fresh carrots	Pancake Sausage patty Peach cup Tater tots Fresh cauliflower	Cowboy pasta Dinner roll Green beans Pears Fresh cherry tomatoes	Burrito Brown rice Broccoli Peaches Fresh cherry tomatoes	Breakfast wrap Peas Pears Celery sticks Cinnamon roll	Cheese pizza Sweet potato fries Pineapple Fresh cauliflower	Cavatelli Green beans Applesauce Fresh carrots	No School/ Professional Development Day

Iowa Assessment Week for 2nd - 5th Grade

- April 6 Day #3 "When you are kind to others, you feel better about yourself."
PTO Meeting - 7:00pm Media Center
- April 7 Day #4 "When you are kind, but others are not, you can have confidence that you tried your best."
- April 8 Day #5 "A kind face shows natural beauty."
2:00 Dismissal
- April 9 Day #6 "Always repay kindness with more kindness."
- April 10 Day #1 "Respond to a kindness shown to you by saying, "Thank you" or writing a note of thanks."

- April 13 Day #2 "Good manners are a choice for every one of us."
- April 14 Day #3 "When you use good manners, such traits as responsibility, kindness and respect really shine."
4th Grade to Des Moines Symphony
- April 15 Day #4 "Use good manners at school - in the halls, lunchroom and school grounds, as well as the classroom."
2:00 Dismissal
- April 16 Day #5 "Use good manners at home."
2nd grade to Annett Nature Center



April 17 No School / Professional Development Day

Looking Ahead-

- April 24 - 3rd Grade to Science Center of Iowa
- April 30 - 5th Grade to Capitol and Hall of Pride
- May 11 - 5th Grade Ensemble & Chorus concert - 7:00 pm HS Auditorium
- May 28 - Last day for Kindergarten classes**
- May 29 - 2015-2016 Kindergarten Transition Day**
- May 29 - Last day of classes 11:30 Dismissal**





Private party invitations are not to be distributed at school. This is approved board policy that is documented in our Elementary Student Handbook on page 8. Please refrain from sending party invitations to school as it causes a disruption to the educational environment. Thank you.

Amy Jo Naughton
Principal

Student Classroom Placement for 2015-2016

Assigning Students to Classrooms - Elementary teachers will soon begin assigning students to classrooms for next school year. Students will be assigned to classes for next school year by their current teachers and administrator, who are in the best position to make these recommendations. The teachers have worked with the children throughout the year and are able to identify their strengths and areas of needed support. Teachers consider many factors as balanced classes are prepared. These factors include:

- academic abilities
- social skills
- gender balance
- individual learning styles and needs
- student personality and interactions
- combinations of students to avoid
- class size

The Goal of the Classroom Assignment Process - The goal of the class assignment process is to produce a diverse combination of student groups who will work well together in the academic setting. This important task is vital to the creation of a positive class environment, which enables students to function to the best of their abilities. Students are assigned to classes based upon the best possible match of teaching skills and interpersonal needs of students.

Parent Input – We Need Your Support and Input! - Parents who feel the need to provide input about their child's placement should contact the building administrator or pick up the Elementary Student Request form from the school office. It is important to note that a request for a specific teacher is not appropriate. When providing input, please consider the items listed above. It is best to communicate a child's strengths or weaknesses in writing to the administrator. It is important to note that when providing input, the information will be considered during the class placement process. However, the act of submitting a written request does not guarantee placement in a particular class.

Please respect the teacher's and administrations professional judgment. It is important to note that the teachers and administrator hand place every child. We have each student's best interests in mind as class selections are made. Please have your request into the school by Thursday, April 30, 2015.

Thank you for your support and cooperation!

Mr. Timmerman, Emerson Elementary
Mrs. Naughton, Irving Elementary
Mr. Johnson, Whittier Elementary
Mr. Sexton, Wilder Elementary

NOTICE OF NONDISCRIMINATION

Students, parents, employees and others doing business with or performing services for the Indianola Community School District are hereby notified that this school district does not discriminate on the basis of race, color, age (except students), religion, national origin, sex, marital status, sexual orientation, gender identity or disability in admission or access to, or treatment in, its programs and activities.

The school district does not discriminate on the basis of race, color, age (except students), religion, national origin, sex, sexual orientation, gender identity or disability in admission or access to, or treatment in, its hiring and employment practices. Any person having inquiries concerning the school district's compliance with the regulations implementing Title VI, Title VII, Title IX, the Americans with Disabilities Act (ADA), § 504 or Iowa Code § 280.3 is directed to contact:

504 Coordinator
Indianola Community School District
1304 East 2nd Avenue
Indianola, IA 50125
515 961-9500

who has been designated by the school district to coordinate the school district's efforts to comply with the regulations implementing Title VI, Title VII, Title IX, the ADA, § 504 and Iowa Code 280.3 (2007).

The Iowa Reading Research Center offers a variety of resources to support literacy learning at home! Some of the resources that are online are videos, articles, activities, parent guides and links to other websites. All resources are appropriate for use with children from birth to sixth grade, and have been carefully reviewed for quality by a team of trained educators and parents. You can find these free resources at:

<http://www.iowareadingresearch.org/literacy-resources/teacher-family-resources/>

Also, the Heartland AEA provides a virtual library of high-quality, web-based resources that students and staff have access to at school and at home. Many of these resources offer literacy resources as well. Please use the username and password provided at the bottom of the list of resources.

Iowa AEA Online
 Educational Resources Funded and Provided by Iowa's Area Education Agencies
www.iowaaeaonline.org
AEA
 Iowa Area Education Agencies
 PARTNERS IN EDUCATION

Iowa AEA Online is a virtual library that provides no-cost access to 14 high-quality, web-based resources for accredited public and non-public PreK-12 schools. Students and staff have access at school and at home.

Digital library

AEA Digital Library (PreK-12)
 Digital curriculum resources from leading producers of preK-12 content. This collection will continue to grow! Current resources include physical science, life science, earth science and financial literacy.

AP Images

AP Images (K-12)
 Over 9 million primary-source photographs, sound bites, maps, charts, timelines and text news stories from The Associated Press.

Atomic Learning

Atomic Learning (K-12)
 Professional development resources and curriculum materials to infuse 21st century skills into the classroom. Includes access to over 50,000 tutorials.

Scholastic BookFLIX

BookFLIX (PreK-3)
 An online literacy resource that pairs fictional video storybooks with related nonfiction books. Read-aloud feature provides accessibility to all readers.

Britannica School Edition

Britannica Digital Learning (PreK-12)
 A suite of products designed to support student research and classroom instruction.

CultureGrams™

CultureGrams (K-12)
 An insider's perspective on daily life and culture, including the history, customs, and lifestyles of the world's people.

GALE

CENGAGE Learning
Gale - Cengage Learning (PreK-12)
 An eResource package offering content from magazines, newspapers, and reference materials. Ten different resources are designed for age-appropriate access.

iCLIPART FOR SCHOOLS

iCLIPART For Schools (PreK-12)
 A collection of more than 7.8 million royalty-free photos, clipart, fonts, animations, and sounds.

LEARN360

Learn360 (PreK-12)
 A comprehensive library of educational videos, video clips, images, audio files, newsreels, speeches and other teacher resources.

SIRS

SIRS Issues Researcher (9-12)
 Exploration of the origins, perspectives, and essential questions under debate on over 300 pro/con social issues.

soundzabound

soundzabound (K-12)
 Licensed audio that can be used without copyright infringement in videos, podcasts, and other forms of multimedia.

TeachingBooks-net

TeachingBooks.net (K-12)
 Collections of author video interviews, book readings, teaching resources and lesson plans to support student reading skills and interests.

Teen Health & Wellness

Teen Health & Wellness (7-12)
 Provides students with nonjudgmental, straightforward information on today's teen health and wellness issues.




TRUE BOOKS

TrueFix (3-6)
 Combines Scholastic True Books content with reading supports and a deep and diverse collection of related videos, images, Web links, and text.

Username: 3114irving Password: haea11

NEW “SWITCH Program” Starting in Elementary Schools

The Indianola School District is partnering with Simpson College and Iowa State University to bring you the SWITCH Program, an innovative online program designed to help families establish healthy lifestyle habits in their children. The slogan of the program (**Switch what you DO, VIEW, and CHEW!**) highlights the key goals – helping youth to increase their physical activity, decrease their screen time, and increase their daily consumption of fruits and vegetables. The specific goals of the program are to:

-  DO: Switch UP to 60 minutes or more of physical activity a day.
-  VIEW: Switch DOWN to 2 hours or less of screen time a day.
-  CHEW: Switch UP to 5 or more servings of fruits and vegetables a day.



Our schools have been selected to serve as a **model district** for the launch and evaluation of the program in a new grant awarded to ISU. The program targets 4th and 5th grade students with a family-based component but the SWITCH mantra and messaging will be used by the school wellness teams to promote healthy lifestyles in all students. Visit www.iowaswitch.org for more information.



Proud Traditions...Unlimited Possibilities

School Improvement Advisory Council

The Indianola school district is looking for parents, students, teachers, local business, along with industry and labor representatives to serve on the district's School Improvement Advisory Council (SIAC). This council will look at major educational needs in the district, student learning goals and long-range state indicators that address reading, math and science achievement. The recommendations from this committee are directed to our Board of Education. Meetings will be held on October 20th, January 19th, March 30th and May 18th and usually last one hour. If you are interested in serving on this committee, simply attend the next meeting on Monday, October 20th at 5:45pm in the district office board room. Contact Cindy Slauson, Director of Curriculum and Instruction, at our district office: 961-9500 if you would like more information. To continue our proud traditions here in Indianola we need your help. **Please consider being part of this dedicated team.**



**Indianola Community School District
Year Round Education
2015–2016 Pre-registration Application**

Pre-registration is for parents of students who are not currently enrolled in the Year Round Education calendar option. The pre-registration deadline is Thursday, April 30, 2015. Completing this application form does not guarantee your child a placement in YRE. Notifications will be mailed out to parents by the end of May as to whether or not your child will be enrolled in the YRE calendar option for the 2015-2016 school year.

Additional pre-registration forms will be available in subsequent “Parent Newsletters” and at each elementary building. Pre-registration forms need to be returned to your child’s current building principal by Thursday, April 30, 2015.

Parents with questions are encouraged to call Mrs. Naughton, the Irving Elementary Principal, at 961–9560.

Please do not complete this application form if you are currently enrolled in YRE.

Please print and **use a separate form for each child.**

Name of Student _____

Grade Level for 2015-2016 _____ Resident of Indianola: Yes _____ No _____

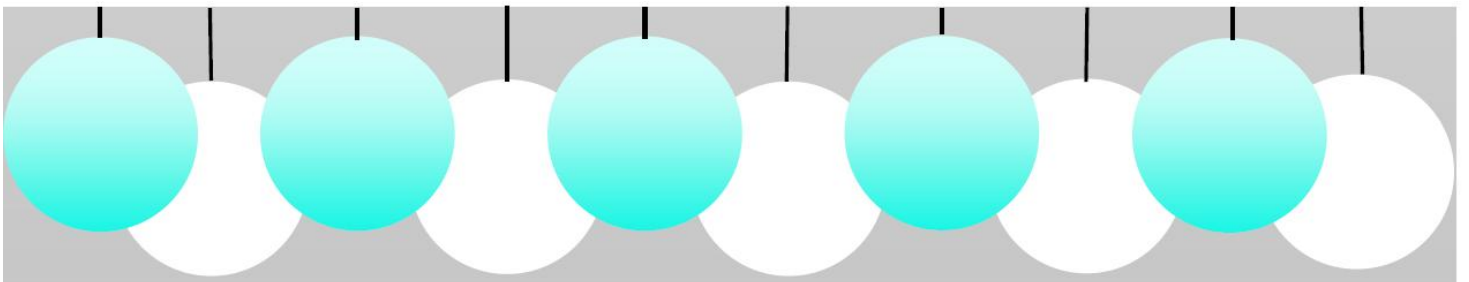
Name of Parent/Guardian _____

Address _____

Home Telephone No. _____ Work Telephone No. _____

Principal’s Signature

Building



1st ANNUAL MOTHER-SON

MOTHER'S DAY DANCE

For mothers/grandmas/aunts/caretakers

Friday, May 8 * 6-8pm

Warren County Administration Building
Auditorium (southwest doors)

301 N Buxton
Indianola, IA

\$20 per couple


\$5 per additional son

Preschool– 5th Grade

Pay-at-door (cash only)

Semi-formal dress

Proceeds go to the
Warren County
Necessity Pantry



DJ * REFRESHMENTS * PHOTO BOOTH * FACE PAINTING

Sponsored by the Warren County Necessity Pantry and Friends

For more information contact Emmalee Bowlin

ebowlin@co.warren.ia.us or [facebook.com/warrencountynecessitypantry](https://www.facebook.com/warrencountynecessitypantry)

Dear Parent/Guardian:

Winter is fast approaching, and flu and cold season is upon us! As you may know prevention is the best way to stop these viruses from spreading. Our goal is to keep our students healthy, and we can do this by working together.

One virus that has been in the news is enterovirus-D68 (EV-D68). Enteroviruses are one of the causes of the common cold, along with rhinoviruses. Most people who are infected with enteroviruses have no symptoms or only mild symptoms, but some infections can be serious. EV-D68 is presenting as a more respiratory involved illness, and children who have asthma may have a higher risk for severe respiratory complications. For more information on EV-D68 you can go to

<http://www.cdc.gov/non-polio-enterovirus/about/index.html>.

It is important to remember that through basic hygiene practices influenza (Flu), rhinovirus, and enteroviruses are all preventable illnesses. Here are a few things you can do to help prevent the spread of these viruses.

- Teach your child to wash hands** often with soap and warm water for at least 20 seconds.
 - You can set a good example by doing this yourself.
 - Use hand sanitizer if soap and water is not available. Always follow with soap and water as soon as it is available.
- Remind your child to cover his/her nose** and mouth with a tissue when sneezing or coughing and dispose of the tissue immediately.
 - We teach them to cough or sneeze into the bend of their elbow, or to cough down into the front of their own shirt to help keep as many germs as possible off of the hands.
- Teach your child not to touch his/her mouth, nose and eyes.**
- Teach your child not to share personal items** like drinks, food, or unwashed utensils.
- Disinfect frequently-touched surfaces and shared items at least once a day.**
- Know the signs and symptoms.**

Symptoms	Flu	Cold	Entrovirus-D68
Fever	Usually, High	Uncommon	Common
Headache	Common	Uncommon	Common
Aches/Pain	Usually, Severe	Slightly	Common
Runny Nose	Uncommon	Common	Common
Sore Throat	Uncommon	Common	Uncommon
Cough	Uncommon	Common	Common
Sneezing	Uncommon	Common	Common

- Keep sick children at home for at least 24 hours after they no longer have fever and flu like symptoms. This is without the aid of fever reducing medicine.**
 - A good rule of thumb is to keep your child at home if he or she has a fever of 100 degrees or more. When temperature is present in the morning prior to school (99.0 or greater) it will only climb higher as the day progresses. If your child has cold or flu symptoms as well, please do not give Tylenol or Motrin to cover the fever and send them to school. As soon as the medicine wears off, the fever will return and you will have exposed your child's classmates and teachers to your child's illness. Also, when your child has fever, he/she is even more at risk for other illnesses/ viral infections. There are many reasons why it is best to keep a sick child at home. If you have any questions please contact your child's school nurse.

Thank you,
ICSD-District Nurses

Student Drop-Off/Pick-Up Information

Dear Families:

Our student drop off/pick up procedures are designed to maintain a safe and orderly arrival and dismissal for you, our students, and our staff. The following guidelines provide a general awareness to all involved as well as provide information that will help expedite the process.

Safety Rules:

- Vehicles may not be left unattended in the Car Rider lane from 7:40-8:20am and 2:40-3:25pm. If you must leave your vehicle, please use an official parking space.
- Listen to school personnel for directions.
- Always be on the lookout for others.
- Cross only at the cross walk if you are bringing your child into the building.
- There will be one lane for pick-up/drop-off on Clinton Avenue. No double and triple parking.
- Students will not be allowed to get in-between cars to get to their own vehicle for drop off/pick-up.
- Students will not be allowed to load and unload in the intersection of Clinton and D Street or Detroit and D Street.
- Parents should not park behind the parked cars along the fence to the playground or on D Street in order to load or unload their student(s).

In Advance of using the Clinton Street Car Rider Lane:

- Obtain your Irving Car Rider Sign to display in the windshield of your car each time you pick up your child. The Car Rider Sign may be picked up in the office on August 6th.
 - What is a Car Rider Sign?
 - The Car Rider Sign will be a sheet of yellow cardstock that is folded in half with the family's last name on it as well as grade level(s) of student(s). The family can place it on their dash or rubber band it to their visor.

Naughton
2nd, 3rd

Student Arrival Directions:

- All students must be supervised. **Irving Elementary will provide supervision beginning at 7:50 AM.**
- On Clinton Street, please pull all the way to the west end of the car rider lane and unload close to the ramp.
- Please have your student prepared to exit the vehicle at the appropriate time in order to keep traffic flowing.
- Students may not be dropped off from the street on Detroit or D Street. Please utilize the Simpson parking lots on the North side of Irving and have the students cross at the cross walk.
- We encourage students to be IN CLASS at 8:00 AM. They are tardy at 8:13 AM.

Student Dismissal Directions:

- Dismissal for bus begins at 3:03. **Only bus students may be dismissed at this time.**
 - If you need to pick your child up early, you will need to park in an official parking place, come into the main office and sign your child out.
- Dismissal for car riders and walkers begins at 3:08.
- Dismissal areas-
 - North Door—1st Grade , 3rd grade & 5th grade
 - West Door—Kindergarten, 2nd grade, & 4th grade
 - Families with children in multiple grade levels may decide on one designated pick-up area. Please notify the classroom teacher of your decision.
- For pick up on Clinton Street you are encouraged to have a Car Rider Sign displayed. The sign will assist us in expediting the process.
- Please pull all the way up to the ramp area to allow us to load the maximum number of cars at one time. (All students will come from the ramp area on the west end of the building.)
- With proper flow, approximately 4-5 cars can pick up at one time, leave and then allow 4-5 more cars to pick up near the ramp.

Other available options

- There are two Simpson parking lots to the north of the building where you can make a plan to meet your child after school.
- Parking is also available on one of the side streets in the area. You may park and walk to meet your child at school.
- If your child qualifies for transportation services they may utilize the District's busing.
- The Simpson Parking lot on the South Side of Clinton **IS NOT** available for parents to utilize before and after school for parking.

We ask for your focus and patience as all parents and students learn the new procedures. Please remember that traffic is always heavier at the start of the school year, so plan your time accordingly. The Indianola Police Department will be prominent during the first week and a half of school in order to help maintain procedures and traffic flow.

Amy Jo Naughton
Principal
Irving Elementary

