

SPECIFICATIONS

Indoor

DRUMS



6160 LED

ORTWIN

Type:

Project:

Qty:

Construction

Solid aluminum with etched opal acrylic diffuser.

Source

LED lumen packages provide both direct and indirect illumination in 3000K, 3500K or 4000K color temperature options. Components are designed to be serviceable and replaceable. CRI > 81.

Optics

Advanced FA Optical System optimized for LED source and specific to luminaire distribution, size and shape.

Electrical

LED light engine consists of modular LED boards and 0-10V dimming driver rated for 50,000 hours at 25°C ambient temperature. Driver wattage is dependent on luminaire size. eldoLED solodrive power supply available either remote or integrally mounted by option (see details). Modular boards and drivers are available for replacement or service.

Dimming

The eldoLED 0-10V dimming driver produces a linear dimming curve from 100% to 0.1%.

Controls

Optional intelligence allows for constant lumen management and facilitate simple networking and control via CAT-5e cable.

Environment

UL and cUL listed for interior dry location use. Ambient operating temperature 0°C to 30°C.

Finish

Brushed Aluminum or Light Bronze Paint over brushed aluminum texture. Consult factory for custom finishes.

Warranty

5-year limited warranty. Complete warranty terms located at www.acuitybrands.com/CustomerResources/Terms_and_conditions.aspx

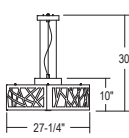
Actual performance may differ as a result of end-user environment and application.

All values are design or typical values, measured under laboratory conditions at 25 °C.

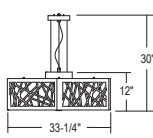
Source	Wattage	Nominal Lumens (delivered)
LDP1A	63.8	3539
LDP2A	99.6	6738

Note: Representative family (6130) luminaire tested at 30K. Specific finishes, diffuser materials, and color temperatures will affect actual results.

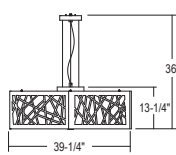
Integral Power Source
24DIA ID



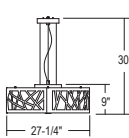
30DIA ID



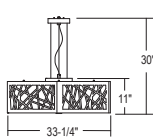
36DIA ID



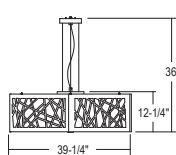
Remote Power Source
24DIA RD



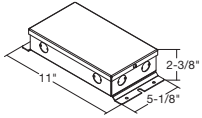
30DIA RD



36DIA RD



Remote Power Supply



CATALOG NUMBER

Example: WFP6160 24DIA ORTWIN LDP1A 30K MVOLT ID N80 OAE BA

Series	Diameter	Trim	Source	Color Temperature	Voltage	Power Source Location	Electrical Option	Lens	Finish	Special
WFP6160 Drum Series A	24DIA 24 Inch Nominal Diameter	Ortwin Scattered Sticks	LDP1A LED Drum 1	30K 3000K CCT	MVOLT Multi Volt 120V thru 277V	ID Integral Driver RD Remote Driver	(blank) None N80 nLight Enabled Module (80% Constant Lumen Management) N100 nLight Enabled Module	OAE Opal Acrylic Etched	BA Brushed Aluminum LBP Light Bronze Paint CPF* Custom Paint Finish CMF* Custom Metal Finish	MOD* Modification / Consult Factory
	30DIA 30 Inch Nominal Diameter		LDP2A LED Drum 2	35K 3500K CCT						
	36DIA 36 Inch Nominal Diameter			40K 4000K CCT						

Describe Modification:



Notes

- Winona Lighting products are union made.
- Custom sizes and finishes available upon request.
- *Available by modification only. Consult factory.

Weight

- WFP6160-24DIA 25lbs
- WFP6160-30DIA 30lbs
- WFP6160-36DIA 45lbs
- * all pendants over 50 lbs require additional hanging support