

# Custom Engraving Services

Custom Engraving Services for Architectural Adapter Plates



## CUSTOM ENGRAVING SERVICES

Extron is pleased to offer custom engraving for MAAP – Mini Architectural Adapter Plates, AAP – Architectural Adapter Plates, CCR - Contact Closure Remote, and the CM-5BB five-button control module AAP. You can use the engraving to clearly indicate signal type, input numbers or any other labeling required for making connections clear and easy.

## ENGRAVING SPECIFICATIONS

### Standard Button Letter Size

0.09" / 2.286 mm Tall

### Standard Header Letter Size

0.1" / 2.5 mm Tall

### Standard Text

Engraving is all CAPITAL letters.

### Engraving Color

- White AAPs & MAAPs: Black Engraving
- Black AAPs & MAAPs: White Engraving

### Engraving Process

Letters, numbers, and symbols are laser engraved and then filled with color.

## ENGRAVING SAMPLES

### Single-Space MAAP Samples



### Double-Space MAAP Samples



## ORDER INFORMATION

To order engraving for any of the AAPs, MAAPs, or the CM-5BB, copy the Engraving Order Forms from the Extron Product Catalog or download PDF versions of these forms from the Extron Web site at <http://www.extron.com/engraving>. Detailed instructions for completing the forms are included in the catalog and in the PDF form.

Submit one Engraving Order Form for every unique plate design and every module model ordered. If identical engraving is required on several modules, then submit only one order form for each model number ordered. Be sure to include a purchase order that specifically authorizes purchase of the Extron products as well as the engraving service charges.

## FAX SUBMISSION

Fax your completed engraving order form(s) and your purchase order to Extron at: 714.491.1517. Please complete forms in CAPITALS legibly to best and quickly fill your request.

## E-MAIL SUBMISSION

You can download the PDF version of the order forms from [www.extron.com/engraving](http://www.extron.com/engraving). Complete the form(s) electronically and submit them via e-mail to: [engraving@extron.com](mailto:engraving@extron.com). For assistance or if you have questions about our custom engraving services, please contact an Extron Customer Support Representative.

MODEL	VERSION DESCRIPTION	PART #	MSRP
Set-up Engrave Engraving	One-time charge .....	97-001-01	\$50
	Per unit charge .....	97-002-01	\$24

Europe  
+31.33.453.4040 / +800.3987.6673  
+31.33.453.4050 FAX

Middle East  
+971.4.299.1800  
+971.4.299.1880 FAX

Asia  
+65.6383.4400 / +800.7339.8766  
+65.6383.4664 FAX

China  
+86.21.3760.1568 / +4000.398766  
+86.21.3760.1566 FAX

Japan  
+81.3.3511.7655  
+81.3.3511.7656 FAX

**Extron**

# SINGLE MAAP ENGRAVING ORDER FORM

## Customize Your Installation with Your Own Engraved MAAP.

Simply complete the information needed and fax with your purchase order. Feel free to call us for assistance.

### MAAP ENGRAVING ORDER FORM — SINGLE PLATE

Company Name: \_\_\_\_\_

Contact Name: \_\_\_\_\_

Phone #: \_\_\_\_\_

Fax #: \_\_\_\_\_

MAAP Part #: \_\_\_\_\_

Quantity: \_\_\_\_\_

Customer PO #: \_\_\_\_\_

#### Important Notice:

- Purchase Orders for custom engraving cannot be cancelled
- All sales are final
- Custom products may not be returned to Extron
- Engraving will be CAPITALIZED
- Engraving position requested may change to best fit on the plate

Write only in the fields provided

Customer signature \_\_\_\_\_ Date \_\_\_\_\_  
I acknowledge and agree to these terms for my custom engraving order

**Note:** Be sure to specify above the model of the MAAP to be engraved.

#### Select Character Alignment:

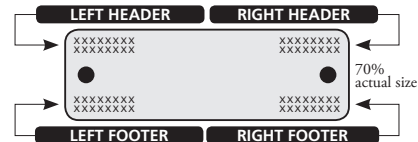
- ☐ **OUTWARD:** Align characters to the left and the right, respective of Header/Footer chosen.

Characters are engraved closer to plate edges.

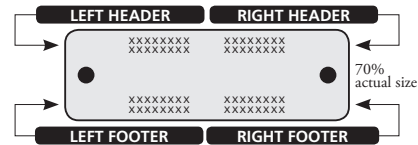
- ☐ **INWARD:** Align characters closer to connectors where applicable.

Characters are engraved away from plate edges

#### OUTWARD



#### INWARD



#### Engraved characters are CAPITALIZED.

LEFT HEADER								RIGHT HEADER							
1							8	1							8
Characters through								Characters through							
9							16	9							16
Characters through								Characters through							
LEFT FOOTER								RIGHT FOOTER							
1							8	1							8
Characters through								Characters through							
9							16	9							16
Characters through								Characters through							

FAX COMPLETED FORM WITH YOUR ORDER TO: 714.491.1517

#### FOR EXTRON INTERNAL USE ONLY

EXTRON SO #: \_\_\_\_\_

Engineering Reference #: \_\_\_\_\_

Sales Representative: \_\_\_\_\_

# DOUBLE MAAP ENGRAVING ORDER FORM

## Customize Your Installation with Your Own Engraved MAAP.

Simply complete the information needed and fax with your purchase order. Feel free to call us for assistance.

### MAAP ENGRAVING ORDER FORM — DOUBLE PLATE

Company Name: \_\_\_\_\_

Contact Name: \_\_\_\_\_

Phone #: \_\_\_\_\_

Fax #: \_\_\_\_\_

MAAP Part #: \_\_\_\_\_

Quantity: \_\_\_\_\_

Customer PO #: \_\_\_\_\_

#### Important Notice:

- Purchase Orders for custom engraving cannot be cancelled
- All sales are final
- Custom products may not be returned to Extron
- Engraving will be CAPITALIZED
- Engraving position requested may change to best fit on the plate

Customer signature \_\_\_\_\_ Date \_\_\_\_\_  
I acknowledge and agree to these terms for my custom engraving order

**Note:** Be sure to specify above the model of the MAAP to be engraved.

\*Center engraving only available on selected models.

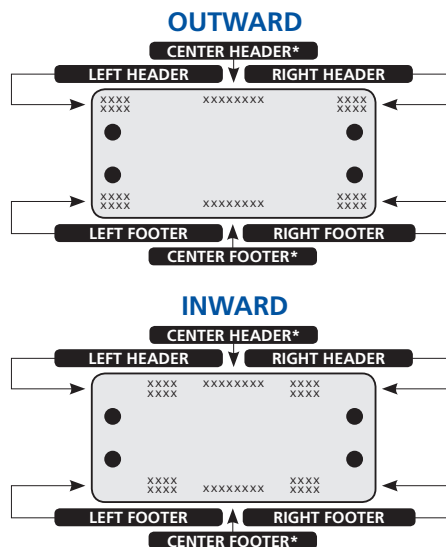
#### Select Character Alignment:

☐ **OUTWARD:** Align characters to the left and the right, respective of Header/Footer chosen.

Characters are engraved closer to plate edges.

☐ **INWARD:** Align characters closer to connectors where applicable.

Characters are engraved away from plate edges



#### Engraved characters are CAPITALIZED.

**LEFT HEADER**

1								8
Characters through								
9								16
Characters through								

**CENTER HEADER\***

1								8
Characters through								

**RIGHT HEADER**

1								8
Characters through								
9								16
Characters through								

**LEFT FOOTER**

1								8
Characters through								
9								16
Characters through								

**CENTER FOOTER\***

1								8
Characters through								

**RIGHT FOOTER**

1								8
Characters through								
9								16
Characters through								

FAX COMPLETED FORM WITH YOUR ORDER TO: 714.491.1517

#### FOR EXTRON INTERNAL USE ONLY

EXTRON SO #: \_\_\_\_\_

Engineering Reference #: \_\_\_\_\_

Sales Representative: \_\_\_\_\_

# AAP ENGRAVING ORDER FORM

## Customize Your Installation with Your Own Engraved AAP.

Simply complete the information needed and fax with your purchase order. Feel free to call us for assistance.

### AAP ENGRAVING ORDER FORM

Company Name: \_\_\_\_\_

Contact Name: \_\_\_\_\_

Phone #: \_\_\_\_\_

Fax #: \_\_\_\_\_

AAP Part #: \_\_\_\_\_

Quantity: \_\_\_\_\_

Customer PO #: \_\_\_\_\_

#### Important Notice:

- Purchase Orders for custom engraving cannot be cancelled
- All sales are final
- Custom products may not be returned to Extron
- Engraving will be CAPITALIZED
- Engraving position requested may change to best fit on the plate

Customer signature \_\_\_\_\_ Date \_\_\_\_\_

I acknowledge and agree to these terms for my custom engraving order

**Note:** Be sure to specify above the model of the AAP to be engraved.

EXAMPLES BELOW ARE FOR REFERENCE ONLY. ACTUAL CONNECTOR(S) AND HEADER/FOOTER AVAILABILITY WILL VARY BY MODEL

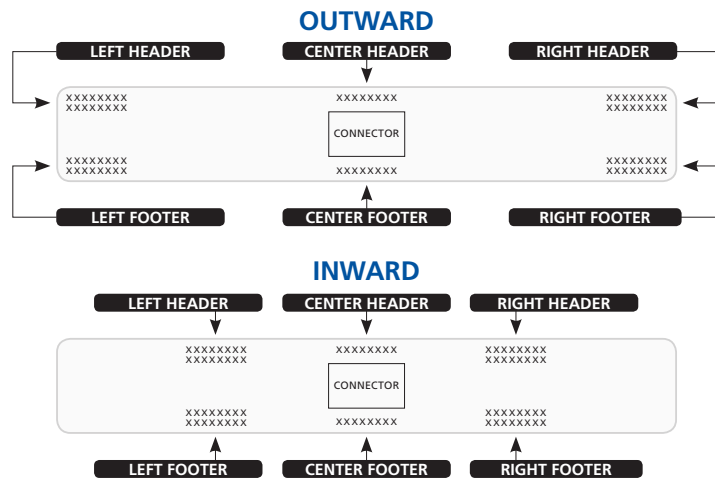
#### Select Character Alignment:

- ☐ **OUTWARD:** Align characters to the left and the right, respective of Header/Footer chosen.

Characters are engraved closer to plate edges.

- ☐ **INWARD:** Align characters closer to connectors where applicable.

Characters are engraved away from plate edges



#### Engraved characters are CAPITALIZED.

**LEFT HEADER**

1 ← Characters through → 8


9 ← Characters through → 16

**CENTER HEADER\***

1 ← Characters through → 8

--	--	--	--	--	--	--	--

*Text always centered.*

**RIGHT HEADER**

1 ← Characters through → 8


9 ← Characters through → 16

**LEFT FOOTER**

1 ← Characters through → 8


9 ← Characters through → 16

**CENTER FOOTER\***

1 ← Characters through → 8

--	--	--	--	--	--	--	--

*Text always centered.*

**RIGHT FOOTER**

1 ← Characters through → 8


9 ← Characters through → 16

FAX COMPLETED FORM WITH YOUR ORDER TO: 714.491.1517

#### FOR EXTRON INTERNAL USE ONLY

EXTRON SO #: \_\_\_\_\_

Engineering Reference #: \_\_\_\_\_

Sales Representative: \_\_\_\_\_

# CCR 204 ENGRAVING ORDER FORM

Simply complete the information needed and fax with your purchase order. Feel free to call us for assistance.

## CCR204 ENGRAVING ORDER FORM

Company Name: \_\_\_\_\_

Contact Name: \_\_\_\_\_

Phone #: \_\_\_\_\_

Fax #: \_\_\_\_\_

Part #: 60-794-02 \_\_\_\_\_

Quantity: \_\_\_\_\_

Customer PO #: \_\_\_\_\_

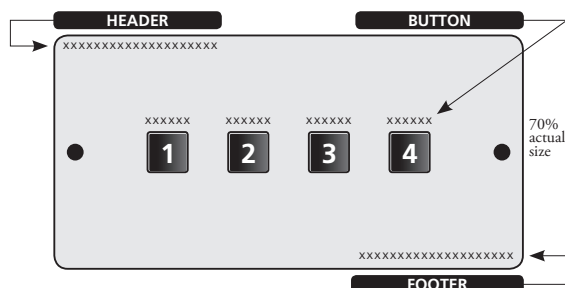
**Please note:** Numbers on buttons shown in the above illustration are for reference only to assist those filling out this engraving form. Buttons on actual product will be blank.

### Important Notice:

- Purchase Orders for custom engraving cannot be cancelled
- All sales are final
- Custom products may not be returned to Extron
- Engraving will be CAPITALIZED
- Engraving position requested may change to best fit on the plate

Customer signature \_\_\_\_\_ Date \_\_\_\_\_

I acknowledge and agree to these terms for my custom engraving order



**Header character size is .1"/2.5 mm high by 20 characters wide CAPITALIZED. Characters is centered over buttons.**

HEADER																			
1																			20

**Button character size is .09"/ 2.286 mm high by 6 characters wide CAPITALIZED. Characters is centered over buttons.**

BUTTON 1						BUTTON 2					
1						1					

BUTTON 3						BUTTON 4					
1						1					

**Footer character size is .1"/2.5 mm high by 20 characters wide CAPITALIZED. Characters is centered over buttons.**

FOOTER																			
1																			20

FAX COMPLETED FORM WITH YOUR ORDER TO: 714.491.1517

### FOR EXTRON INTERNAL USE ONLY

EXTRON SO #: \_\_\_\_\_

Engineering Reference #: \_\_\_\_\_

Sales Representative: \_\_\_\_\_

# CM-5BB ENGRAVING ORDER FORM

Simply complete the information needed and fax with your purchase order. Feel free to call us for assistance.

## CM-5BB FACEPLATE ENGRAVING ORDER FORM

Company Name: \_\_\_\_\_

Contact Name: \_\_\_\_\_

Phone #: \_\_\_\_\_

Fax #: \_\_\_\_\_

Part #: 70-185-02 \_\_\_\_\_

Quantity: \_\_\_\_\_

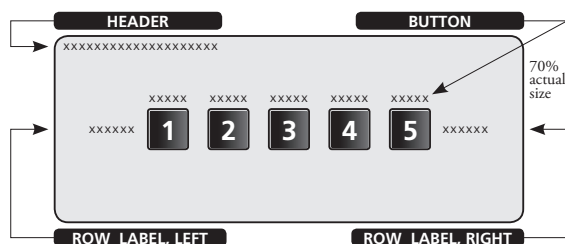
Customer PO #: \_\_\_\_\_

**Please note:** Numbers on buttons shown in the above illustration are for reference only to assist those filling out this engraving form. Buttons on actual product will be blank.

### Important Notice:

- Purchase Orders for custom engraving cannot be cancelled
- All sales are final
- Custom products may not be returned to Extron
- Engraving will be CAPITALIZED
- Engraving position requested may change to best fit on the plate

Customer signature \_\_\_\_\_ Date \_\_\_\_\_  
I acknowledge and agree to these terms for my custom engraving order



Header character size is .1"/2.5 mm high by 20 characters wide CAPITALIZED.

HEADER																			
1																			20

Button character size is .09"/ 2.286 mm high by 5 characters wide CAPITALIZED. Characters is centered over buttons.

BUTTON 1					BUTTON 2					BUTTON 3					BUTTON 4					BUTTON 5				
1				5	1				5	1				5	1				5	1				5

Row character size is .09"/2 mm high by 6 characters wide CAPITALIZED.

ROW 1 LABEL, LEFT						ROW 1 LABEL, RIGHT					
1					6	1					6

FAX COMPLETED FORM WITH YOUR ORDER TO: 714.491.1517

### FOR EXTRON INTERNAL USE ONLY

EXTRON SO #: \_\_\_\_\_

Engineering Reference #: \_\_\_\_\_

Sales Representative: \_\_\_\_\_