

XSP2™ — XSPA02/G

Cree® LED Street/Area Light – Double Module – Horizontal Tenon Mount – Type II and Type II w/Backlight Control

Product Description

Designed from the ground up as totally optimized LED street and area lighting system, the XSP Series delivers incredible efficiency without sacrificing application performance. Beyond substantial energy savings and reduced maintenance, Cree achieves better optical control with our NanoOptic® Precision Delivery Grid™ optic than a traditional cobra head luminaire. The Cree® XSP Series LED luminaires are the better alternative for traditional street and area lighting with better payback and better performance.

Performance Summary

Utilizes BetaLED® Technology

NanoOptic® Precision Delivery Grid™ optic

Made in the U.S.A. of U.S. and imported parts

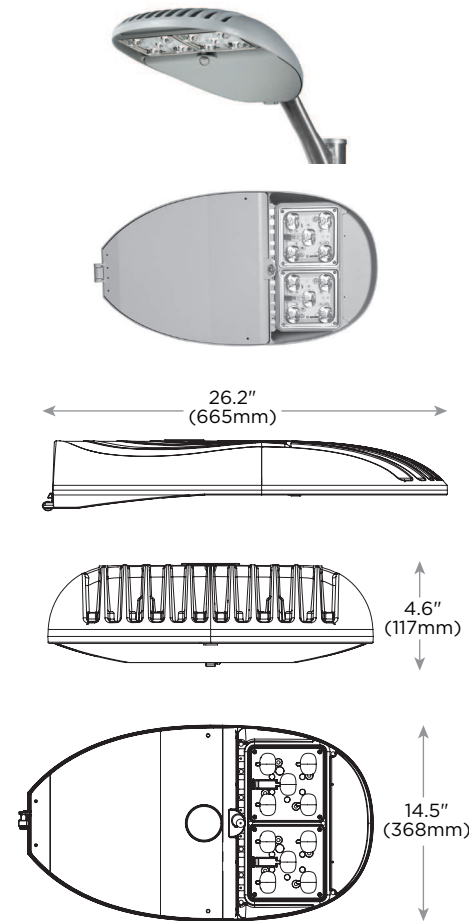
CRI: Minimum 70 CRI

CCT: 4000K (+/- 300K), 5700K (+/- 500K)

Limited Warranty*: 10 years on luminaire/10 years on Colorfast DeltaGuard® finish

Accessories

Field Installed Accessories	
XA-SP2BLS Backlight Control Shield - Provides 1/2 Mounting Height Cutoff XA-SP2RDSPK Bird Spikes	XA-XSP4PTMNT Four Point Mounting Kit - Includes Large Bracket for mounting to 2" (51mm) IP, 2.375" (60mm) O.D., Small Bracket for mounting to 1.25" (32mm) IP, 1.66" (42mm) O.D. tenon, and mounting bolts
Tenons (must specify color)	
Square Internal Mount Tenons - Mounts to 4" (102mm) square aluminum or steel poles PD-1H4 – Single PD-2H4(180) – 180° Twin PD-2H4(90) – 90° Twin PD-3H4(90) – 90° Triple PD-4H4(90) – 90° Quad	Round External Mount Tenons - Mounts to 2-3/8 – 3" (60 – 76mm) round aluminum or steel poles or tenons PT-1H – Single PT-3H(90) – 90° Triple PT-2H(90) – 90° Twin PT-4H(90) – 90° Quad PT-2H(180) – 180° Twin
Wall Mount Tenon WM-2L	Direct Arm Pole Adaptor Bracket - Mounts to 3 – 6" (76 – 152mm) round or square aluminum or steel poles XA-TMDA8



Ordering Information

Example: XSPA02HA-US

XSP	A	O			A	-			
Product	Version	Mounting	Optic	Modules	Input Power Designator	-	Voltage	Color Options	Options
XSP	A	O Horizontal Tenon	Z Type II G Type II w/BLS	H 4000K P 5700K	A 101W	-	U Universal 120-277V V 347-480V*	S Silver T Black Z Bronze B Platinum Bronze W White	F Fuse - When code dictates fusing, use time delay fuse - Not available with V voltage G Small Four Point Mounting - Mounts to 1.25" (32mm) IP, 1.66" (42mm) O.D. horizontal tenon J Large Four Point Mounting - Mounts to 2" (51mm) IP, 2.375" (60mm) O.D. horizontal tenon K Occupancy Control - Refer to Occupancy Control spec sheet for details N Utility Label and NEMA Photocell Receptacle - Includes Q option - Refer to Field Adjustable Output spec sheet for details Q Field Adjustable Output - Refer to Field Adjustable Output spec sheet for details R NEMA Photocell Receptacle - Photocell by others U Utility - Label per ANSI C136.15 - Includes exterior wattage label that indicates the maximum available wattage of the luminaire - Includes Q option - Refer to Field Adjustable Output spec sheet for details

* See www.cree.com/canada/warranty for warranty terms

* 347-480V utilizes magnetic step-down transformer. For input power for 347-480V, refer to the Lumen Output, Electrical, and Lumen Maintenance data table



Rev. Date: 03/03/14



XSP2™ — XSPA02/G
LED Street/Area Light

Product Specifications

CONSTRUCTION & MATERIALS

- Die cast aluminum housing
- Tool-less entry
- Mounts on 1.25" (32mm) IP, 1.66" (42mm) O.D. or 2" (51mm) IP, 2.375" (60mm) O.D. horizontal tenon (minimum 8" [203mm] in length) and is adjustable +/- 5° to allow for fixture leveling (includes two axis T-level to aid in leveling)
- Luminaire secured with two mounting bolts standard; optional four point mounting available
- Designed with 0-10V dimming capabilities. Controls by others
- Exclusive Colorfast DeltaGuard® finish features an E-Coat epoxy primer with an ultra-durable powder topcoat, providing excellent resistance to corrosion, ultraviolet degradation and abrasion. Silver, black, bronze, platinum bronze and white are available

ELECTRICAL SYSTEM

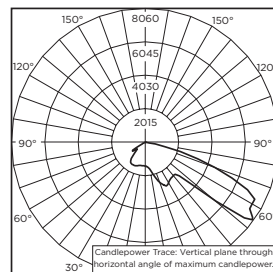
- **Input Voltage:** 120-277V or 347-480V, 50/60Hz
- Class 2 output
- **Power Factor:** > 0.9 at full load
- **Total Harmonic Distortion:** < 20% at full load
- Integral 10kV surge suppression protection standard
- To address inrush current, slow blow fuse or type C/D breaker should be used
- Compatible with control systems; consult factory for details

REGULATORY & VOLUNTARY QUALIFICATIONS

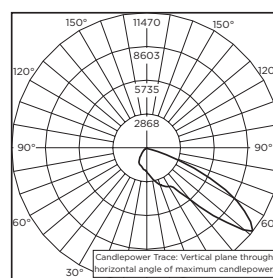
- cULus Listed
- Suitable for wet locations
- Product qualified on the DesignLights Consortium ("DLC") Qualified Products List ("QPL") when ordered with 2, G, 3 or H optics. Exceptions apply when N, U, or Q options are ordered - see Field Adjustable Output spec sheet for details
- Certified to ANSI C136.31-2001, 3G bridge and overpass vibration standards
- Meets CALTrans 611 Vibration testing
- 10kV surge suppression protection tested in accordance with IEEE/ANSI C62.41.2
- Luminaire and finish endurance tested to withstand 5,000 hours of elevated ambient salt fog conditions as defined in ASTM Standard B 117
- Meets Buy American requirements within ARRA
- Dark Sky Friendly, IDA Approved when ordered with the Type II and Type III optics

Photometry

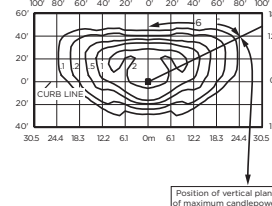
All published luminaire photometric testing performed to IESNA LM-79-08 standards by a NVLAP certified laboratory.



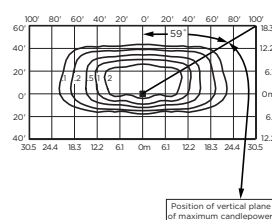
ITL Test Report #: 76663
BXSPA*2HA-U
Initial Delivered Lumens: 9,532



ITL Test Report #: 76042
BXSPA*GHL-U
Initial Delivered Lumens: 11,092



BXSPA*2HA-U
Mounting Height: 25' (7.6m)
Initial Delivered Lumens: 9,612
Initial FC at grade



BXSPA*GHA-U
Mounting Height: 25' (7.6m) A.F.G.
Initial Delivered Lumens: 8,417
Initial FC at grade

EPA and Weight

Weight 120-277V	Weight 347-480V	EPA				
		1@90°	2@90°	2@180°	3@90°	4@90°
26.0 lbs (12kg)	29.0 lbs (13.2kg)	0.69	1.14	1.38	1.83	2.28

Lumen Output, Electrical, and Lumen Maintenance Data

XSP2™ Street/Area Lights													
Input Power Designator	4000K		5700K		System Watts 120-277V	System Watts 347-480V	Total Current						50K Hours Projected Lumen Maintenance Factor @ 15° C (59° F)***
	Initial Delivered Lumens*	BUG Ratings** Per TM-15-11	Initial Delivered Lumens*	BUG Ratings** Per TM-15-11			120V	208V	240V	277V	347V	480V	
Type II Distribution													
A	9,612	B2 U0 G2	10,680	B2 U0 G2	101	106	0.86	0.49	0.43	0.38	0.30	0.23	99%
Type II Distribution w/BLS													
A	8,417	B1 U0 G1	9,352	B1 U0 G1	101	106	0.86	0.49	0.43	0.38	0.30	0.23	99%

*Actual production yield may vary between -4 and +10% of initial delivered lumens
 ** For more information on the IES BUG (Backlight-Uplight-Glare) Rating visit www.iesna.org/PDF/Erratas/TM-15-11BugRatingsAddendum.pdf
 *** For recommended lumen maintenance factor data see TD-13. Projected L₉₀ based on 11,088 hours LM-80-08 testing; > 150,000 hours

