



# BALTIMORE RAVENS PRESS RELEASE

2000 • WORLD • 2012  
CHAMPIONS

UNDER ARMOUR PERFORMANCE CENTER | 1 WINNING DRIVE | OWINGS MILLS, MD 21117  
PH: 410-701-4000 | FX: 410-701-4100 | WEBSITE: WWW.BALTIMORERAVENS.COM | TWITTER: @RAVENS



## WEEK 17: BROWNS (7-8) VS. RAVENS (9-6)

DEC. 28, 2014 • 1 P.M. ET • M&T BANK STADIUM (71,008)



### JUST THE FACTS

- Seeking their sixth playoff berth in the past seven seasons, the Baltimore Ravens (9-6) are in a must-win situation this Sunday when they host the Cleveland Browns (7-8) at M&T Bank Stadium. Kickoff for the regular season finale is set for 1 p.m. ET.
- In order to secure a spot in the postseason as a Wild Card entrant, Baltimore needs a victory against Cleveland *and* a loss or tie by San Diego. (Baltimore can also make it in by tying Cleveland and having the Chargers lose.) San Diego plays at Kansas City this Sunday in a battle that kicks off at 1 p.m. ET.
- Giving up full control of their playoff destiny, the Ravens lost at Houston, 25-13, last Sunday. QB Joe Flacco threw 3 INTs, leading to 13 Texans' points. (Flacco, who was 21-of-50 for 195 yards, had thrown only 1 pick in the last five games.) The Ravens' defense, which faced "short" fields all day, limited the Texans to just 1 touchdown, however K Randy Bullock set a Texans' record with 6 field goals. (Houston was just 1-of-7 in the red zone.) After falling behind 16-0 at halftime, the Ravens closed the gap to 16-7 in the third quarter when Flacco found WR Torrey Smith in the end zone for an 8-yard score. Three more Bullock FGs (20, 39 and 33 yards) pushed the lead to 25-7 with 9:55 remaining in the game. Another Flacco-to-Smith TD (20 yards) made the score 25-13 (the 2-point conversion failed) with 5:56 left in the final quarter, but the Ravens were unable to create any more opportunities after that.
- The Ravens, who are 5-2 at M&T Bank Stadium in 2014, own the NFL's second-best home record since head coach John Harbaugh's 2008 Baltimore arrival (the Ravens are 44-11, just behind New England's 49-6). The Ravens have won 10 of their last 11 regular season home finales and six of their past eight overall final regular season games.

### RAVENS MEDIA SCHEDULE

- Tues. Dec. 23** ..... 1:15 p.m. – Practice / Media Viewing  
2:45 p.m. – Coach Harbaugh & Key Players at Podium  
– Open Locker Room
- Wed. Dec. 24** ..... 1:15 p.m. – Practice / Media Viewing  
2:45 p.m. – Three Coordinators / Open Locker Room
- Thur. Dec. 25** ..... No Practice or Media Availability / Merry Christmas!
- Fri. Dec. 26** ..... 11:30 a.m. – Practice / Media Viewing  
12:45 p.m. – Coach Harbaugh / Open Locker Room

### WEDNESDAY CONFERENCE CALLS

**CLEVELAND:** Mike Pettine at 3:20 p.m. & Player TBD at 3:40 p.m.  
**BALTIMORE:** WR Steve Smith Sr. at 2:45 p.m. & John Harbaugh at 3 p.m.

### CALLING THE ACTION

- LOCAL RADIO: WBAL RADIO (1090 AM) / 98Rock (97.9 FM)**  
- Gerry Sandusky (play-by-play)  
- Stan White (analyst) – Qadry Ismail (analyst)
- NATIONAL RADIO: SPORTS USA RADIO**  
- Adam Amin (play-by-play) – Doug Plank (analyst)
- TELEVISION: CBS / WJZ CH. 13**  
- Kevin Harlan (play-by-play) – Rich Gannon (analyst)  
- Jamie Erdahl (sidelines)  
- Mark Grant (director) – Ken Mack (producer)

### HARBS SAYS

"We lost control of our playoff destiny, and that hurts. We're in a tough situation. What we can control is how we prepare this week and how we play this Sunday. We have the opportunity to win to get to 10-6. We're going to work like crazy to get that done at our stadium. We left all that was bad for us in Houston, and now the total focus has to be on beating the Browns this Sunday in Baltimore."

### INJURY REPORT

- Baltimore has 18 players on Injured Reserve, the second most during head coach John Harbaugh's tenure (the Ravens had 19 on IR in 2008 when they advanced to the AFC Championship game).
- The Ravens' secondary has been hit especially hard by injury, with six defensive backs (five cornerbacks and one safety) currently on IR.
- Twelve different cornerbacks have been on the Ravens' 53-man roster at some point this season.
- Key players who have missed significant time on IR include standout starters TE Dennis Pitta (hip, 12 games) and CB Jimmy Smith (foot, seven games). Other key contributors on IR are S Terrence Brooks (knee), LS Morgan Cox (knee), CB Danny Gorrer (knee), CB/RS Asa Jackson (knee), DE Kapron Lewis-Moore (Achilles), G/T Jah Reid (hand), veteran CB Aaron Ross (Achilles), RB Lorenzo Taliaferro (foot), DE Brent Urban (knee) and starting RT Rick Wagner.

### NOTE THE QUOTE

#### CB LARDARIUS WEBB ON THE RAVENS' SECONDARY

"It has been different. I feel like these guys are my little ones, just like I used to be. You keep helping. We meet extra, spending more time on third down and red zone. We have to do that now. Our communication isn't what it could be, no winks and nods to each other that we would all understand. We have to work more on it, talk more. And, we have to keep the outside noise outside and play for each other."

### WHAT'S GOING ON?

#### RAVENS OWN NFL'S TOP SCORING "D" AT HOME

The Ravens have allowed 14.1 points per game at M&T Bank Stadium in 2014, posting the NFL's top home average. Baltimore has permitted an NFL-best 15.4 ppg at home during the John Harbaugh Era (since 2008).

#### POINTS ALLOWED AT HOME / 2014 SEASON

Rk.	Team	Points	Points/Game
1.	Baltimore Ravens	99	14.1
2.	Detroit Lions	125	15.6
3.	Buffalo Bills	128	16.0

**Tweet of the Week I:** The Ravens are 12-1 vs. the Browns during the John Harbaugh Era (since 2008), winning 6 straight at home.

**Tweet of the Week II:** Baltimore has won 10 of its past 12 home games vs. AFC North foes and is 15-5 in division home games under John Harbaugh.

**Tweet of the Week III:** The Ravens own a +25 turnover ratio vs. AFC North foes under John Harbaugh, including a +19 mark at home.

# 2014 TEAM INFORMATION

## SCHEDULE/RESULTS (9-6)

Date	Opponent	Time/Result
Sun. Sept. 7	CINCINNATI BENGALS	L 16-23
Thurs. Sept. 11	PITTSBURGH STEELERS	W 26-6
Sun. Sept. 21	at Cleveland Browns	W 23-21
Sun. Sept. 28	CAROLINA PANTHERS	W 38-10
Sun. Oct. 5	at Indianapolis Colts	L 13-20
Sun. Oct. 12	at Tampa Bay Buccaneers	W 48-17
Sun. Oct. 19	ATLANTA FALCONS	W 29-7
Sun. Oct. 26	at Cincinnati Bengals	L 24-27
Sun. Nov. 2	at Pittsburgh Steelers	L 23-43
Sun. Nov. 9	TENNESSEE TITANS	W 21-7
Sun. Nov. 16	BYE	
Mon. Nov. 24	at New Orleans Saints	W 34-27
Sun. Nov. 30	SAN DIEGO CHARGERS	L 33-34
Sun. Dec. 7	at Miami Dolphins	W 28-13
Sun. Dec. 14	JACKSONVILLE JAGUARS	W 20-12
Sun. Dec. 21	at Houston Texans	L 13-25
Sun. Dec. 28	CLEVELAND BROWNS	1:00 p.m.

All Game Times Eastern \* Flexible Scheduling Games

## SPOTLIGHT: TERRELL SUGGS



**Pos:** OLB **Ht:** 6-3 **Wt:** 260 **Exp. (NFL/Ravens):** 12/12  
**College:** Arizona State **Hometown:** Chandler, AZ

**What makes a Baltimore Raven?** "You have to think about the team first and yourself second. You have to play with unbelievable passion. That brand, that's what you represent. You definitely want to play physical, smash-mouth football, and you want to hustle."

**You and OLB Elvis Dumervil are having great seasons. How much pride do you take in being "sack artists?"** "We take a tremendous amount of pride in it, but it's not just us two – it's our whole room, led by [LBs coach] Ted Monachino. We don't want to be labeled as just pass rushers. That's what we do, but we have to earn the right to rush the passer, and that's by stopping the run and having a lot of success on first down. That also has a lot to do with us. It's the mentality in our room that it's on us, and it's on us to change the game and eventually win the game for our team."

**You referred to rookie LB C.J. Mosley as "half-man, half-amazing." How much of an impact has he made?** "He's just making phenomenal plays. I wasn't here for Ray Lewis' rookie year, but the guys that were – like other reporters who were – they see similar tendencies between C.J. and a young Ray Lewis. It's been phenomenal. Since I've been here, the only rookie I've seen come in and click and catch on like that was Haloti [Ngata]. That's definitely why we call him 'half-man, half-amazing.' It's because of the plays he makes – the phenomenal plays."

**You wear P Sam Koch's No. 4 uniform during jersey-swap practices on Fridays. Is there any reason behind that choice?** "I like Sam – he's one of my favorite guys on the team – and No. 4 is my basketball number. I've been trying to get it since my senior year in high school. I was always the little kid that had it. I tried to get it in college, [but] another kid had it. You can't wear single digits in the NFL, but we started a thing called 'Single-Digit Friday' when Ray Lewis, Peter Boulware, Adalius Thomas and Bart Scott were here. It went 1, 2, 3, and I was No. 4. That's how it started."

**What NBA team do you follow?** "I don't have a team now; I'm a solider without a flag, but I am a big LeBron James fan. Long live 'The King.'"

**As a film buff, what movies have risen to the top of your favorites list?** "Everybody loves a comedy. 'Horrible Bosses 2' was pretty funny, but it wasn't as funny as the first one. I go to the movies all the time. I took my kids to see 'Big Hero 6,' and I thought that was pretty awesome. I haven't seen all the good ones yet like 'The Theory of Everything.' And 'Gone Girl,' I thought that was pretty amazing."

**If you could play one character from any movie, which would it be?** "Bane. Definitely, I'd be Bane from 'Batman.'"

## AFC NORTH STANDINGS

Teams	W	L	T	Home	Road	Div.	Con.	PF	PA	Streak
Cincinnati	10	4	1	5-2-1	5-2	3-2	7-4	348	317	Won 2
Pittsburgh	10	5	0	5-2	5-3	3-2	8-3	409	351	Won 3
<b>Baltimore</b>	<b>9</b>	<b>6</b>	<b>0</b>	<b>5-2</b>	<b>4-4</b>	<b>2-3</b>	<b>5-6</b>	<b>389</b>	<b>292</b>	<b>Lost 1</b>
Cleveland	7	8	0	4-4	3-4	2-3	4-7	289	317	Lost 4

## PLAYOFF SCENARIOS

**Baltimore clinches a playoff spot with:**

- 1) BAL win + SD loss or tie - OR -
- 2) BAL tie + SD loss



## NOTE OF THE WEEK: MILESTONES

Here is a list of personal and franchise milestones the Ravens could set this Sunday in their game against Cleveland:

### OFFENSE

- The Ravens (389 in 2014) need 10 more points to set a single-season franchise record, breaking the 398 mark from 2012. Baltimore also needs 4 more TDs to set the franchise single-season record, which currently stands at 47 (2009 campaign).

- The Ravens (5,419 in 2014) need 305 more yards of offense to set a single-season franchise record, breaking the 5,723 mark from 1996. Baltimore (323 in 2014) also needs 16 first downs to surpass the single-season franchise record of 338 from 1996.

### OLB ELVIS DUMERVIL

- Dumervil needs just 1 sack to set a personal single-season career high, besting his 17 from 2009 and this season (a Ravens' record).

### QB JOE FLACCO

- Flacco (25 in 2014 and 2010) needs 1 TD pass to set a career high.
- Flacco (3,674 in 2014) needs 326 passing yards to hit the 4,000 milestone for the first time in his career and second time in Ravens single-season history (Vinny Testaverde had 4,177 in 1996).

### RS JACOBY JONES

- Jones is averaging 30.9 yards per kickoff return in 2014 and can break the franchise single-season record (30.7) he set in 2012.

### P SAM KOCH

- Koch, who is averaging a 47.4-yard gross average and a 43.5 net average, can set the Ravens' single-season records for each category. (Current bests are Koch's 47.1 gross and 40.8 net marks from 2012.)

### WR STEVE SMITH SR.

- Smith Sr. (four in 2014) needs just one game with 100-or-more receiving yards to break the Ravens' single-season record of four held by himself, Mark Clayton (2006) and Michael Jackson (1996).

- Smith Sr. (975 in 2014) needs 25 receiving yards to hit 1,000 for the eighth time in his career. (It'd also mark the 11th 1K season by a Raven.)

## NUMBERS TO RAVE ABOUT

**10**

Receiving TDs by **WR Torrey Smith** this season, the second most in single-season franchise history. Smith has scored 9 of these TDs in his last 10 games and is 4 shy of tying Michael Jackson's 1996 franchise record of 14.

**45**

Sacks by Baltimore's defense this season, ranking as the NFL's third most. Of the 45, **OLB Elvis Dumervil** has 17, which also stand third in the league.

# QUOTH THE RAVENS

BALTIMORE



FOOTBALL

---

---

## Joe Flacco on how the Ravens are able to battle through adversity:

“We have a tight group of guys, but I think we’re used to it around here. I think it starts with John [Harbaugh] and his attitude that he brings into the team meeting room after a loss or that he brings every day in there. It definitely starts with him and filters throughout the rest of us. So, we are able to keep that levelheadedness and keep the same mentality no matter what’s happened the previous week and move on and still go out there next week and play well. We’ve lost more games than we would have liked to at this point, but at the same time, we fought through a lot and continue to come back and come back, and we’re right there in the thick of things. Obviously, that’s a credit to the kind of guys we have here, but like I said, I definitely think it starts with the attitude that John has toward the adversity that we’ve been facing.”

---

---

### Head coach John Harbaugh on his players’ resiliency:

“We have a resilient bunch. They’re mentally tough; they don’t get caught up in the noise; they don’t get easily distracted. We say, ‘Turn neither to the left nor to the right – eyes straight ahead.’ We have a bunch of very mature men and some young guys that are heading in the right direction because of the mature guys around them that are leading them and showing them the way.”

### Defensive coordinator Dean Pees on the Ravens’ red zone defense, which ranks No. 2 in the NFL:

“You hope you’re No. 1 in anything, and that’s what you’re always shooting for. ... We’ve been a good red zone team for a long time, and I think we have a good scheme. I think we have guys that believe in that scheme, and that’s half the battle. It’s when they believe that they’re going to get them stopped, and so far, we’ve been able to do that for the most part.”

**T Eugene Monroe on what it’s like to be in the playoff hunt:** “It’s exciting when you have a chance to do something special. Anytime you have a chance, there’s energy, there’s excitement, there’s emotion towards that, but it all comes down to us being physical on the field on Sundays and being dominant, and that’s the goal.”

### OLB Elvis Dumervil on how he and OLB Terrell Suggs strive to be the NFL’s top sack duo:

“I’ve been there before twice [in Denver with Von Miller], so I definitely want to do that with Terrell. ... The thing about it is when you have a top duo in sacks, it really helps the team overall. You have two guys really performing well. He’s been doing a great job. He’s been disruptive on his side. It allows me to have one-on-ones and vice versa. So, we both can take advantage of one-on-ones. It definitely helps our defense.”

### Texans head coach Bill O’Brien on the Ravens’ pass rush:

“I think their front seven is without a doubt one of the strongest, if not the strongest front seven, we’ve faced all year. ... They’re a very stout bunch. They’re very instinctive. They understand that scheme. Dean Pees is a great coach, does a great job of putting these guys in position to make plays. They’re tough, and they’re good at the point of attack. They’re good pass rushers.”

### The Sporting News’ David Steele on what Ozzie Newsome means to the Ravens and Baltimore:

“Newsome, the only GM the Ravens have had during their 18 years in Baltimore, has produced two Super Bowl champions, drafted future Hall of Famers with his first two picks ever (Jonathan Ogden and Ray Lewis), has had only two head coaches in the last 16 years (Brian Billick and John Harbaugh), and has either employed or mentored front-office personnel all over the NFL. A franchise literally couldn’t ask for more than he’s done.”

### The Sporting News’ Vinnie Iyer on giving LB C.J. Mosley an A+ grade and his fit in Baltimore:

“He was a perfect fit for what Baltimore wanted to do in the middle two years removed from Ray Lewis, and between run thumping and versatile coverage, he just does it all as the Defensive Rookie of the Year candidate.”

### QB Joe Flacco on offensive coordinator Gary Kubiak and the environment he fosters as a coach:

“It’s always good to come into work every day and have a positive mindset. You’re able to do a lot of things. You’re able to get your work done, but you’re also able to have a good time. I think that’s so good for confidence with me, with Gary, with the whole unit. I think everybody can feel that. ... The way it translates onto the field is just with the confidence. We all come in here and have that same group goal and work together.”

### Offensive coordinator Gary Kubiak on QB Joe Flacco:

“His physical abilities are as good as I’ve ever been around. He works extremely hard at what he does. Joe is a grinder, hasn’t missed a day of practice, hasn’t missed a rep. I’m very impressed with that. He’s very competitive, yet very much under control [on] game day. I could go on and on, but he’s a big-time quarterback. He’s a championship quarterback.”

### ESPN analyst and former NFL WR Keyshawn Johnson on WR Torrey Smith’s place in Baltimore:

“Torrey is a good kid, and that means a lot. You want people that represent your organization the right way. You want to be proud of your guys. If you can find someone who can play, and he’s a good person, then you make sure you hold onto him.”

# 2014 SEASON / OPPONENT INFO

## 2014 NFL RANKINGS

### OFFENSE

Category	--Ravens--		--Browns--	
	Stats	Rank	Stats	Rank
Total Offense	361.3	11	328.9	21
Rush Offense	126.0	7	107.9	17
Pass Offense	235.3	14	221.0	21
Points Per Game	25.9	8	19.3	25
3rd-Down Off. %	41.7	14	29.9	32
4th-Down Off. %	52.9	12t	30.8	30
Red Zone Off. (TD%)	54.4	16	48.9	25

### DEFENSE

Category	--Ravens--		--Browns--	
	Stats	Rank	Stats	Rank
Total Defense	342.1	9	362.5	23
Rush Defense	86.9	4	142.4	32
Pass Defense	255.3	28	220.1	7
Points Per Game	19.5	7	21.1	9t
3rd-Down Def. %	41.3	18	38.1	15
4th-Down Def. %	30.8	6	64.7	30
Red Zone Def. (TD%)	42.3	2	47.9	7

### TEAM

Category	--Ravens--		--Browns--	
	Stats	Rank	Stats	Rank
Turnover Diff.	even	14t	+8	6t
Penalties	103	17	109	24
Penalty Yards	815	14	874	19

## LAST WEEK'S RECAP

### HOUSTON TEXANS - 25, BALTIMORE RAVENS - 13

DEC. 21, 2014 • HOUSTON, TEXAS • NRG Stadium

Giving up control of their playoff destiny, the Ravens lost at Houston, 25-13, last Sunday. **QB Joe Flacco** threw 3 interceptions, leading to 13 Texans' points. (Flacco, who was 21-of-50 for 195 yards, had thrown only 1 pick in the last five games.) Flacco was just 3-of-18 for 27 yards with 2 INTs in the first half. Houston QB Case Keenum, who was signed from the Rams' practice squad earlier in the week, earned his first NFL victory in nine starts. The Ravens' defense, which faced "short" fields all day, limited the Texans to just 1 touchdown. That came on a halfback pass for 5 yards by Pro Bowl RB Arian Foster to TE C.J. Fiedorowicz. Foster added 96 yards on 25 carries. K Randy Bullock set a Texans' record with 6 field goals. His first 3 (35, 25 and 30 yards) gave Houston a 9-0 lead, which was extended to 16-0 on Foster's TD toss. Houston's defense set a franchise record by allowing Baltimore only 31 first-half yards. The Ravens closed the gap to 16-7 in the third quarter when Flacco found **WR Torrey Smith** in the end zone for an 8-yard score. Three more Bullock FGs (20, 39 and 33 yards) pushed the lead to 25-7 with 9:55 remaining in the game. Another Flacco-to-T. Smith TD, this one covering 20 yards, made the score 25-13 (the 2-point conversion failed) with 5:56 left in the final quarter. T. Smith finished with 5 catches for 59 yards, while **WR Steve Smith Sr.** added 5 for 49. The Ravens' leading rusher, **RB Justin Forsett**, was limited to 19 yards on 10 runs. Keenum completed 20 of 42 for 185 yards and was not sacked. (The Ravens had produced 14 QB takedowns in the previous two games.) WR Andre Johnson caught 6 for 65, including the 1,000th reception of his career. DE J.J. Watt made eight tackles, with 1 sack.

## RAVENS/BROWNS LEADERS

### PASSING YARDS (TDS/INTS)

Joe Flacco . . . 3,674 (25/12)      Brian Hoyer . . 3,326 (12/13)

### RUSHING YARDS (YPC)

Justin Forsett . . . 1,147 (5.3)      Isaiah Crowell . . . . . 601 (4.2)  
Bernard Pierce . . . . . 358 (4.1)      Terrance West . . . . . 579 (3.8)  
Lo. Taliaferro (IR) . . . 292 (4.3)      Brian Hoyer . . . . . 39 (1.6)

### RECEIVING YARDS (CATCHES)

Steve Smith Sr. . . . . 975 (71)      Andrew Hawkins . . . . . 791 (59)  
Torrey Smith . . . . . 684 (45)      Miles Austin (IR) . . . . . 568 (47)  
Owen Daniels . . . . . 481 (46)      Taylor Gabriel . . . . . 555 (33)

### POINTS

Justin Tucker . . . . . 121      Isaiah Crowell . . . . . 48  
Torrey Smith . . . . . 60      Terrance West . . . . . 24  
Justin Forsett . . . . . 50      Travis Benjamin . . . . . 18

### INTERCEPTIONS (YARDS)

C.J. Mosley . . . . . 2 (23)      Tashaun Gipson (IR) . . . 6 (158)  
Haloti Ngata . . . . . 2 (16)      Buster Skrine . . . . . 4 (34)

### SACKS (YARDS)

Elvis Dumervil . . 17 (-127.5)      Paul Kruger . . . . . 10 (-57)  
Terrell Suggs . . . . . 11 (-78)      Desmond Bryant . . . . . 5 (-38)  
Pernell McPhee . . . 5.5 (-41)      Karlos Dansby . . . . . 3 (-14)

### TACKLES (SOLO)

C.J. Mosley . . . 122 (82 solo)      Donte Whitner . . . . . 100 (64)  
Daryl Smith . . . 118 (64 solo)      Karlos Dansby . . . . . 85 (41)  
Terrell Suggs . . . 58 (34 solo)      Craig Robertson . . . . . 84 (47)

### GROSS PUNTING (NET)

Sam Koch . . . . . 47.4 (43.5)      Spencer Lanning . . 44.3 (38.8)

### FIELD GOALS (PCT.)

Justin Tucker . . 27/32 (84.4)      Garrett Hartley . . 2/2 (100.0)

## SERIES HISTORY

- **All-Time Series:** Ravens lead, 23-8.
- **In Baltimore:** Ravens are 12-3.
- **In Cleveland:** Ravens are 11-5.
- **Under John Harbaugh:** Baltimore has won 12 of past 13.

### RAVENS-BROWNS SERIES HISTORY SINCE 2008 (John Harbaugh Era)

Date	Location	Result	Attendance
09-21-08	Baltimore	Ravens, 28-10	71,104
11-02-08	Cleveland	Ravens, 37-27	73,078
09-27-09	Baltimore	Ravens, 34-3	70,950
11-16-09	Cleveland	Ravens, 16-0	69,023
09-26-10	Baltimore	Ravens, 24-17	71,119
12-26-10	Cleveland	Ravens, 20-10	65,028
12-04-11	Cleveland	Ravens, 24-10	63,648
12-24-11	Baltimore	Ravens, 20-14	71,083
09-27-12	Baltimore	Ravens, 23-16	70,944
11-04-12	Cleveland	Ravens, 25-15	65,449
09-15-13	Baltimore	Ravens, 14-6	71,098
11-03-13	Cleveland	Browns, 24-18	71,513
09-21-14	Cleveland	Ravens, 23-21	67,407

All-Time Series Results on Page 347 of the Ravens Media Guide.

# OPPONENT INFO / GAME NOTES

## STANDOUTS VS. CLEVELAND

### OLB ELVIS DUMERVIL

G	TT	Solo	AS	INT	TDs	FF	FR	Sk-Yds	PD
7	19	14	5	0-0	0	1	1	10-55	1

- Dumervil's 10 sacks vs. Cleveland are the most he's posted against one team during his career.
- Dumervil has recorded a sack in four of his seven career games against the Browns.
- While playing for Denver on 9/20/09, Dumervil recorded a career-high 4 sacks (-15 yards) against Cleveland.

### QB JOE FLACCO

Record	Att.	Cmp.	Pct.	Yds	TDs	INT	Rate
12-1	373	231	61.9	2,715	16	7	90.5

- In the Ravens' 23-16 2012 Week 4 (9/27) win, Flacco passed for 356 yards, 1 TD and 1 INT, connecting on 3 passes of 25+ yards.
- Flacco passed for 342 yards and 1 TD (111.8 rating) during the 34-3 win vs. Cleveland on 9/27/09.
- Flacco's 16 TD passes vs. the Browns are the second most (Pittsburgh, 17) he has against any one opponent in his career.
- Flacco (.923 winning percentage vs. Cle.) owns the best record by an active QB vs. a particular team (min. 10 starts): Flacco (12-1 vs. Cle.), Tom Brady (.920) is second (23-2 vs. Buf.) and Peyton Manning (.917) is third (11-1 vs. KC).

### ILB DARYL SMITH

G	TT	Solo	AS	INT	TDs	FF	FR	Sk-Yds	PD
8	58	39	19	0-0	0	0	0	5-38.5	3

- Smith has recorded 4 sacks in his last five games against the Browns, including 1 on 11/3/13 and 1.5 on 9/15/13 in his first season as a Raven.

### OLB TERRELL SUGGS

G	TT	Solo	AS	INT	TDs	FF	FR	Sk-Yds	PD
22	103	69	34	1-42t	1	7	1	15-95.5	8

- Suggs' 15 sacks vs. the Browns are the most he has against any opponent (Pit. - 14.5). He has three-career multi-sack performances against the Browns.
- Suggs' 7 FFs vs. Cleveland are also his most against any team.

## 2014 TALE OF THE TAPE

Category	Ravens	Browns
Record	9-6	7-8
Current Streak	Lost 1	Lost 4
Points Scored	389	289
TDs Scored	44	31
Rushing TDs Scored	16	16
Passing TDs Scored	25	12
TDs on Returns	3	3
Points Against	292	317
TDs Allowed	29	34
Rushing TDs Allowed	7	13
Passing TDs Allowed	22	20
TDs Allowed by Return	0	1
Time of Possession Avg.	29:41	28:03
KOR Avg. For	29.0	21.7
KOR Avg. Against	23.4	22.6
PR Avg. For	9.4	6.4
PR Avg. Against	6.9	7.2
Sacks	45	30
Sacks Allowed	18	27
Interceptions Made	10	21
Interceptions Thrown	12	15

## KEY CONNECTIONS

### PRO CONNECTIONS

• Ravens general manager/executive vice president and Hall of Fame TE **Ozzie Newsome** played 13 seasons in Cleveland, recording 662 catches and 7,980 yards – the most in Browns history. He then held positions as a scout, assistant to the head coach/offense/pro personnel, and director of pro personnel before moving to Baltimore with the franchise as VP of player personnel in 1996.

• The Ravens' staff is comprised of many people who were invited to join the franchise when it moved from Cleveland: Sr. VP of public and community relations **Kevin Byrne**, Sr. director of football video operations **Jon Dubé**, VP of operations **Bob Eller**, VP of IT **Bill Jankowski**, Sr. VP of football admin. **Pat Moriarty** and head certified athletic trainer **Mark Smith**.

• Ravens senior personnel assistant **George Kokinis** was the Browns' general manager for part of 2008. Kokinis originally began his NFL career as an operations intern with the Browns in 1991 before moving to Baltimore with the franchise in 1996.

• Baltimore director of pro personnel **Vincent Newsome** played the final two seasons (1991-92) of his career for the Browns. He then spent three seasons as a special assignment scout in Cleveland before becoming the Ravens' West area scout in 1996.

• Browns head coach **Mike Pettine** began his NFL coaching career in Baltimore as a coaching and video assistant in 2002. He was also a defensive quality control coach (2003), defensive assistant (2004) and outside linebackers coach (2005-08) for the Ravens.

• Browns offensive line coach **Andy Moeller** coached the Ravens' offensive line from 2008-13. During that same period, Browns running backs coach **Wilbert Montgomery** held the same title in Baltimore. Browns D-line coach **Anthony Weaver** was a second-round draft choice by the Ravens in 2002. He went on to play four seasons (2002-05) in Baltimore.

• Baltimore special teams coordinator/associate head coach **Jerry Rosburg** was the special teams coordinator for the Browns from 2001-06, while Ravens defensive line coach **Clarence Brooks** served in the same role with the Browns in 1999.

• Browns LB **Paul Kruger** (2009-12) was selected by the Ravens in the second round of the 2009 draft. Kruger led Baltimore with 9 sacks in 2012.

• Browns S **Jim Leonhard** started 13 of 16 games for Baltimore in 2008, recording 68 tackles, 1 sack and 1 INT.

• Browns senior player personnel associate and Baltimore native **Chisom Opara** spent the 2004 season as a player personnel assistant with the Ravens after signing with the team as an undrafted free agent in 2003.

• Browns offensive coordinator **Kyle Shanahan** was a member of Ravens offensive coordinator **Gary Kubiak's** Texans' coaching staff during the 2006-09 seasons. After spending time as a WRs coach (2006) and QBs coach (2007), Shanahan coordinated Houston's offense from 2008-09.

### COLLEGE CONNECTIONS

• Browns RB **Terrance West** attended Towson (MD) University (2011-13), where he scored a total of 84 TDs over three seasons. Also, Browns defensive coordinator **Jim O'Neil** served as the defensive coordinator and DBs coach for Towson in 2005.

• Browns assistant LBs coach **Brian Fleury** was a graduate assistant at the University of Maryland (2003-04) and the secondary/special teams coordinator at Towson University (2009-12).

### HOMETOWN/HIGH SCHOOL CONNECTIONS

• Ravens senior VP of football administration **Pat Moriarty** was born in Cleveland and inducted into the athletic Hall of Fame at Benedictine HS. Head coach **John Harbaugh** (Perrysburg), defensive coordinator **Dean Pees** (Dunkirk), inside linebackers coach **Don Martindale** (Dayton) and **FB Kyle Juszczyk** (Medina) were also born in Ohio.

• Ravens RB **Fitzgerald Toussaint** prepped at Liberty (Youngstown, OH) HS, where he earned All-Conference and All-County honors in 2008.

• Several Browns players hail from Maryland: **DB Johnson Bademosi** (Silver Spring), **DB Joe Haden** (Fort Washington), **DL Phil Taylor** (Clinton) and **RB Terrance West** (Baltimore). Assistant LBs coach **Brian Fleury** is from Germantown, MD.

# OPPONENT INFORMATION

## LAST GAME VS. CLEVELAND (9/21/14)

### Baltimore Ravens 23, Cleveland Browns 21 Sept. 21, 2014 • Cleveland, OH

The Ravens won in Cleveland when **K Justin Tucker** hit a 32-yard field goal on the game's final play to secure a 23-21 victory. The win featured outstanding play in the fourth quarter by all three phases of Baltimore's team. Along with Tucker's game-winner, **CB Asa Jackson** blocked a Browns' FGA by K Billy Cundiff in the final quarter. Later, **P Sam Koch** blasted a 58-yard punt that put the Browns on their 7-yard line with 2:19 left in the contest. On the Browns' final two possessions, the Ravens' defense, with the injured **OLB Terrell Suggs**, **DE Chris Canty** and **CB Lardarius Webb** watching from the sideline, produced back-to-back three-and-outs. Finally, on offense, **QB Joe Flacco** hit **WR Steve Smith Sr.** with a 32-yard strike to the Browns' 13 to set up the winning FG. This hard-fought game saw five lead changes and started with a 3-0 Ravens' advantage on the first series with a 38-yard Tucker FG. Cleveland came right back with a scoring drive of its own, taking a 7-3, first-quarter lead on a 1-yard **RB Terrance West** run. The Ravens held a 10-7 halftime lead after a 9-yard Flacco-to-**FB Kyle Juszczyk** TD pass. The third quarter featured three long TD drives, two by the Browns. Cleveland opened the second half with a 9-play, 80-yard drive that ended with a 14-yard **RB Isaiah Crowell** TD run that gave the Browns a 14-10 edge. Baltimore came back with an 8-play, 80-yard series that finished with **RB Lorenzo Taliaferro's** 1-yard TD plunge. A 4-yard **QB Brian Hoyer**-to-**WR Miles Austin** TD put the Browns back into the lead (21-17) after three quarters. Tucker's 21-yard FG brought the Ravens within 1 (21-20) before his game-winner.

### BALTIMORE RAVENS (Head Coach: John Harbaugh)

#### OFFENSE

WR	82	T. Smith
WR	89	S. Smith Sr.
LT	60	E. Monroe
LG	72	K. Osemele
C	53	J. Zuttah
RG	73	M. Yanda
RT	71	R. Wagner
TE	88	D. Pitta
FB	44	K. Juszczyk
QB	5	J. Flacco
RB	29	J. Forsett

#### DEFENSE

DT	92	H. Ngata
DE	98	B. Williams
DE	99	C. Canty
OLB	55	T. Suggs
ILB	57	C. Mosley
ILB	51	D. Smith
SAM	91	C. Upshaw
LCB	25	A. Jackson
FS	24	D. Stewart
SS	26	M. Elam
RCB	22	J. Smith

### CLEVELAND BROWNS (Head Coach: Mike Pettine)

#### OFFENSE

WR	16	A. Hawkins
LT	73	J. Thomas
LG	75	J. Bitonio
C	55	A. Mack
RG	77	J. Greco
RT	72	M. Schwartz
TE	84	J. Cameron
WR	19	M. Austin
QB	6	B. Hoyer
FB	48	R. Agnew
RB	28	T. West

#### DEFENSE

RE	92	D. Bryant
NT	71	A. Rubin
LE	98	P. Taylor
OLB	99	P. Kruger
MIKE	56	K. Dansby
WILL	53	C. Robertson
OLB	51	B. Mingo
LCB	23	J. Haden
RCB	22	B. Skrine
FS	39	T. Gipson
SS	31	D. Whitner

### GAME SUMMARY

	1	2	3	4	OT	TOTAL	FIELD GOALS (MADE) & MISSED
BALTIMORE	3	7	7	6	-	23	J. Tucker (38, 21, 32)
CLEVELAND	7	0	14	0	-	21	B. Cundiff 50LU, 36B

First Downs	23 (12-8-3)	19 (6-11-2)
Third Downs	4-12 (33%)	5-11 (45%)
Fourth Downs	0-1 (0%)	0-0 (0%)
Total Net Yards	377	375
Plays - Average	64-5.9	55-6.8
Net Yds Rushing	160	91
Rushes - Average	33-4.8	29-3.1
Net Yards Passing	217	290
Air. - Yds Lost - Gross Pass.	0-0-217	1-6-290
Passes Air. - Comp. - INT	31-19-1	25-19-0
Red Zone	2-5 (40%)	3-4 (75%)
Goal-to-Go	2-3 (67%)	2-3 (67%)
Punts - Avg.	3-50.7	4-45.0
Penalties - Yards	5-32	12-94
Fumbles - Lost	0-0	1-0
Time of Possession	30:55	29:05

### RAVENS

RUSHING	ATT	YDS	AVG	LG	TD
L. Taliaferro	18	91	5.1	31	1
J. Forsett	11	63	5.7	22	0
J. Flacco	4	6	1.5	7	0

PASSING	ATT	CMP	YDS	SK/YD	TD	LG	IN	RT
J. Flacco	31	19	217	0/0	1	33	1	79.6
Total	31	19	217	0/0	1	33	1	79.6

RECEIVING	REC	YDS	AVG	LG	TD
S. Smith	5	101	20.2	32	0
J. Forsett	4	2	0.5	6	0
K. Juszczyk	3	54	18.0	33	1
D. Pitta	3	12	4.0	9	0
T. Smith	2	25	12.5	18	0
M. Brown	1	15	15.0	15	0
O. Daniels	1	8	8.0	8	0
Total	19	217	11.4	33	1

INTERCEPTIONS	NO	YDS	AVG	LG	TD
Total	0	0	0	0	0

### SACKS

None

### TACKLES (TOP 3)

J. Smith 6 (6 solo), C. Mosley 6 (4 solo), H. Ngata 6 (4 solo)

### BROWNS

RUSHING	ATT	YDS	AVG	LG	TD
I. Crowell	11	55	5.0	22	1
T. West	12	36	3.0	8	1
B. Hoyer	2	4	2.0	3	0
R. Agnew	1	0	0.0	0	0
T. Gabriel	2	-2	-1.0	8	0
T. Benjamin	1	-2	-2.0	2	0
Total	29	91	3.1	22	2

PASSING	ATT	CMP	YDS	SK/YD	TD	LG	IN	RT
B. Hoyer	25	19	290	1/6	1	70	0	127.1
Total	25	19	290	1/6	1	70	0	127.1

RECEIVING	REC	YDS	AVG	LG	TD
A. Hawkins	7	87	12.4	29	0
M. Austin	6	51	8.5	21	1
T. Gabriel	2	81	40.5	70	0
T. West	2	5	2.5	6	0
T. Benjamin	1	43	43.0	43	0
J. Cameron	1	23	23.0	23	0
Total	19	290	15.3	70	1

INTERCEPTIONS	NO	YDS	AVG	LG	TD
T. Gipson	1	17	17.0	17	0
Total	1	17	17.0	17	0

### SACKS

None

### TACKLES (TOP 3)

D. Whitner 7 (5 solo), J. Haden 6 (5 solo), Five tied with 5

## 2014 BROWNS SNAPSHOT

**Week 16 Recap:** Cleveland claimed a 13-10 fourth-quarter lead over Carolina, but a 66-yard scoring drive orchestrated by QB Cam Newton led to a 17-13 Panthers' victory. Browns **QB Brian Hoyer**, who replaced injured **QB Johnny Manziel**, was 7-of-13 for 134 yards, 1 TD and 1 INT.


**Mike Pettine:** Pettine, a 13-year NFL coaching veteran, owns a 7-8 record in his first head-coaching campaign in Cleveland. Prior to the Browns, Pettine was the "D" coordinator for Buffalo (2013) and the New York Jets (2009-12), seeing each of his units claim Top 10 finishes during that five-year span. Pettine originally began his NFL coaching career as a defensive assistant in Baltimore, where he spent seven seasons (2002-08).

**Offense:** The Browns' rushing attack (107.9 ypg) features **RB Isaiah Crowell** (leads the team with 601 yards and 8 TDs) and former Towson University standout **RB Terrance West** (579 yards, 3 TDs). Complementing the ground game is **WR Andrew Hawkins**, who has been a steady target for Cleveland QBs, producing 791 yards on 59 receptions.

**Defense:** Cleveland's "D" boasts the NFL's seventh-best passing defense (220.1 ypg), led by **CB Buster Skrine** (18 PD, 4 INTs) and **CB Joe Haden** (17 PD, 3 INTs), who have combined for 35 PD and 7 INTs, as well as **S Tashaun Gipson** (now on IR), who has a team-leading 6 INTs on the year. Former Ravens **OLB Paul Kruger** leads the Browns with 10 sacks and 3 FFs.

# RAVENS WINNING WAYS

## SUPER BOWL CHAMPIONS



**Owner Art Modell - 2000**  
Super Bowl XXXV

In a magnificent effort showcasing thrilling performances by their defense, offense and special teams units, the Baltimore Ravens win Super Bowl XXXV with a 34-7 victory over the New York Giants. Allowing the Giants a meager 152 total net yards, New York's attack crosses midfield just twice, while Baltimore's "D" posts 4 INTs. LB Ray Lewis is named the game's MVP, capping an accolade-filled season in which he was also tabbed the NFL's Defensive Player of the Year.



**Owner Steve Bisciotti - 2012**  
Super Bowl XLVII

Baltimore defeats San Francisco, 34-31, in Super Bowl XLVII, capturing the franchise's second World Championship. After an amazing first-half performance, the Ravens take a commanding 28-6 lead. But following a bizarre, 34-minute power outage that halts play, the 49ers storm back into contention. Clinging to a 34-29 edge late in the game, the Ravens stand firm on a pivotal goal-line stand, jamming SF on four-straight plays inside the 7-yard line. QB Joe Flacco is named the game's MVP.

## BEST POSTSEASON MARK

### PLAYOFF WINNING PERCENTAGE / SINCE 1970 MERGER

Rk.	Team	Record	Pct.
1.	Baltimore Ravens**	14-7	.667
2.	New York Giants****	20-11	.645
3.	Pittsburgh Steelers*****	33-20	.623
4.	San Francisco 49ers*****	30-19	.612
5.	Dallas Cowboys*****	32-21	.604

\* Number of Super Bowl Titles

## JOHN HARBAUGH ERA

(SINCE 2008)

### PLAYOFF BERTHS

1. Baltimore Ravens . . . . . 5
  - Green Bay Packers . . . . . 5
  - Indianapolis Colts . . . . . 5
  - New England Patriots . . . 5
- (2008-13; does not include 2014)

### TOTAL WINS

1. New England Patriots . . 88
2. Baltimore Ravens . . . . . 80
3. Green Bay Packers . . . . . 77
4. Pittsburgh Steelers . . . . 76
5. New Orleans Saints . . . . 74

### PLAYOFF WINS

1. Baltimore Ravens . . . . . 9
2. Green Bay Packers . . . . . 5
- New Orleans Saints . . . . . 5
- Pittsburgh Steelers . . . . . 5
- San Francisco, Seattle . . . 5

### PLAYOFF GAMES

1. Baltimore Ravens . . . . . 13
2. Green Bay Packers . . . . . 9
- New England Patriots . . . 9
4. Indianapolis Colts . . . . . 8
- New Orleans, San Francisco . . 8

### AFC TITLE GAMES

1. Baltimore Ravens . . . . . 3
- New England Patriots . . . 3
3. New York Jets . . . . . 2
- Pittsburgh Steelers . . . . . 2
5. Denver, Indianapolis . . . . 1

### PLAYOFF ROAD WINS

1. Baltimore Ravens . . . . . 6
2. New York Jets . . . . . 4
3. Green Bay Packers . . . . . 3
- San Francisco 49ers . . . . . 3
5. NY Giants, Philadelphia . . 2

### REG. SEASON WIN %

1. New England Patriots . . .757
2. Green Bay Packers . . . .653
3. Baltimore Ravens . . . .640
- Pittsburgh Steelers . . . .640
5. Indianapolis Colts . . . .631

### REG. SEASON WINS

1. New England Patriots . . . 84
2. Green Bay Packers . . . . . 72
3. Baltimore Ravens . . . . . 71
- Pittsburgh Steelers . . . . . 71
5. Indianapolis Colts . . . . . 70

## SUPER BOWL XXXV & XLVII

The Baltimore Ravens are one of four franchises (New England, NY Giants and Pittsburgh) to win multiple Super Bowls since the year 2000.

## NFL'S WINNINGEST FRANCHISES SINCE 2000

### TOTAL WINS

1. New England Patriots . . . 193
2. Indianapolis Colts . . . . . 169
3. Pittsburgh Steelers . . . . . 165
4. Green Bay Packers . . . . . 158
5. Baltimore Ravens . . . . . 157
6. Philadelphia Eagles . . . . . 154

### SUPER BOWL BERTHS

1. New England Patriots . . . 5
2. New York Giants . . . . . 3
- Pittsburgh Steelers . . . . . 3
4. Baltimore Ravens . . . . . 2
- Indianapolis Colts . . . . . 2
- Seattle Seahawks . . . . . 2

### SUPER BOWL TITLES

1. New England Patriots . . . 3
2. Baltimore Ravens . . . . . 2
- New York Giants . . . . . 2
- Pittsburgh Steelers . . . . . 2
5. GB, Ind., NO, Sea., TB . . . 1

### CONF. TITLE GAMES

1. New England Patriots . . . 8
2. Philadelphia Eagles . . . . 5
- Pittsburgh Steelers . . . . . 5
4. Baltimore Ravens . . . . . 4
5. Indianapolis, NY Giants . . 3
- San Francisco . . . . . 3

### WINNING SEASONS

1. New England Patriots . . 14
2. Indianapolis Colts . . . . . 13
3. Green Bay Packers . . . . . 12
4. Baltimore Ravens . . . . . 11
- Philadelphia, Pittsburgh . . 11

### PLAYOFF BERTHS

1. Indianapolis Colts . . . . . 12
2. New England Patriots . . 11
3. Green Bay Packers . . . . . 10
- Philadelphia Eagles . . . 10
5. Baltimore Ravens . . . . . 9

### PLAYOFF GAMES

1. New England Patriots . . 26
2. Baltimore Ravens . . . . . 21
- Indianapolis Colts . . . . . 21
4. Philadelphia Eagles . . . 20
5. Pittsburgh Steelers . . . . . 18

### PLAYOFF WINS

1. New England Patriots . . 18
2. Baltimore Ravens . . . . . 14
3. Pittsburgh Steelers . . . . 12
4. Indianapolis, NY Giants . 10
- Philadelphia . . . . . 10

(2000-13; does not include 2014)

# COACH HARBAUGH NOTES

## COACH HARBS



**John Harbaugh** has led Baltimore to a playoff berth in five (2008-12) of his first six full seasons, and in 2012, captured the franchise's second Super Bowl championship. Under his guidance, the Ravens have also secured an appearance in three AFC Championship games (2008, 2011 and 2012).

Here are several Harbaugh quick hits:

### HEAD COACH SNAPSHOT (Baltimore Ravens: 2008-14)

- Overall Career Record . . . 80-44
- Regular Season Record . . . 71-40
- at Home . . . . . 44-11
- on Road . . . . . 27-29
- vs. AFC . . . . . 52-31
- vs. AFC North . . . . . 26-15
- vs. NFC . . . . . 19-9
- Playoffs Record . . . . . 9-4
- Home Playoff Games . . . . . 2-0
- Road Playoff Games . . . . . 6-4
- Super Bowl Record . . . . . 1-0

- The Ravens are one of only four teams (GB, Ind. and NE) to earn a playoff berth in five of the past six full seasons, doing so from 2008-12. Baltimore also won at least one playoff game in each of those years.
- Harbaugh is the only head coach in NFL history to win a playoff game in each of his first four and five seasons. (The Ravens made the playoffs from 2008-12.)

• John and his brother, Jim of the 49ers, are the only head coaches to advance to three conference title games in the first five years as NFL bosses.

• Harbaugh, George Seifert (49ers) and Mike Holmgren (Packers) own the most playoff victories (9) by an NFL head coach in the first six seasons of a coaching career (since the 1970 merger).

• Harbaugh has guided the Ravens to 71 regular season wins since 2008, ranking as the NFL's third most. Including playoffs (9-4), the Ravens are 80-44 under Harbaugh, posting the NFL's second-most total wins since his Baltimore arrival.

NFL WINS / INCLUDING PLAYOFFS (Since Coach Harbaugh's Arrival in 2008)		
Rk.	Team	Total Wins
1.	New England Patriots	88
2.	<b>Baltimore Ravens</b>	<b>80</b>
3.	Green Bay Packers	77

## FIVE STRAIGHT

In 2012, **John Harbaugh** became the third coach in NFL history (since 1970 merger) to guide his team to the playoffs in each of his first five seasons. The Ravens own a 9-4 playoff mark under "Harbs."

### CONSECUTIVE PLAYOFF BERTHS TO BEGIN A COACHING CAREER (Since 1970 Merger)

Coach (Team)	Berths	Seasons
Bill Cowher (Steelers)	6	1992-97
<b>John Harbaugh (Ravens)</b>	<b>5</b>	<b>2008-12</b>
Chuck Knox (L.A. Rams)	5	1973-77

### HEAD COACH CAREER PLAYOFF WINNING PERCENTAGE (NFL History / Min. 10 Games)

Rk.	Coach	Record	Pct.
1.	Vince Lombardi	9-1	.900
2.	Tom Flores	8-3	.727
3.	Bill Walsh	10-4	.714
4.	Joe Gibbs	17-7	.708
5.	<b>John Harbaugh</b>	<b>9-4</b>	<b>.692</b>
	Jimmy Johnson	9-4	.692

## MAKING HIS MARK

**John Harbaugh** owns the sixth-best winning percentage (.645) among active NFL head coaches, compiling an 80-44 overall record (including playoffs). For head coaches who've coached a minimum of 75 games, "Harbs" is second only to Bill Belichick.

### ACTIVE HEAD COACH CAREER WINNING PERCENTAGE (Totals Include Regular Season and Playoff Games)

Rk.	Coach	Team	Seasons	Record	Pct.
1.	Jim Harbaugh	49ers	2011-14	48-22-1	.683
2.	Bruce Arians	Cardinals	2013-14	21-10	.677
3.	Bill Belichick	Cle./NE	1991-95, 2000-14	230-117	.663
4.	Chuck Pagano	Colts	2012-14	33-17	.660
5.	Mike McCarthy	Packers	2006-14	99-54-1	.646
6.	<b>John Harbaugh</b>	<b>Ravens</b>	<b>2008-14</b>	<b>80-44</b>	<b>.645</b>

## PLAYOFF RECORDS

(Active Coaches)

Rk.	Coach	Rec.	Pct.
1.	<b>John Harbaugh</b>	<b>9-4</b>	<b>.692</b>
2.	Bill Belichick	19-9	.679
3.	Rex Ryan	4-2	.667
4.	Tom Coughlin	12-7	.632
5.	Jim Harbaugh	5-3	.625
	Mike Tomlin	5-3	.625

## SUPER BOWL TITLES

(Active Coaches)

1.	Bill Belichick	3
2.	Tom Coughlin	2
3.	<b>John Harbaugh</b>	<b>1</b>
	Pete Carroll	1
	Mike McCarthy	1
	Sean Payton	1
	Mike Tomlin	1

## PLAYOFF MILESTONES

Along with two other coaches, **John Harbaugh** has compiled the most playoff victories (9) by a head coach in his first six seasons (since the 1970 merger).

### MOST PLAYOFF WINS BY A HEAD COACH / FIRST SIX SEASONS (Since 1970 Merger)

Coach (Team)	Playoff Wins	Seasons
<b>John Harbaugh (Bal.)</b>	<b>9</b>	<b>2008-13</b>
Mike Holmgren (GB)	9	1992-97
George Seifert (SF)	9	1989-94
Tom Flores (Oak./LA)	8	1979-84
Joe Gibbs (Was.)	8	1981-86

### Only in First Five:

• "Harbs" is the only head coach in NFL history to win a playoff game in each of his first four and five seasons. He and his brother, Jim (in three seasons with the 49ers), are also the only coaches to advance to three conference title games in the first five years of a coaching career.

## RAVENS COACHING RECORDS

**John Harbaugh** is the third head coach in Ravens history, producing a 71-40 record (9-4 playoffs) in six-plus seasons with the franchise.

Coach	Seasons	Regular Season Record	Playoffs Record
<b>John Harbaugh</b>	<b>2008-14</b>	<b>71-40</b>	<b>9-4</b>
Brian Billick	1999-2007	80-64	5-3
Ted Marchibroda	1996-98	16-31-1	n/a

### JOHN HARBAUGH SEASON-BY-SEASON

Year	Record	Playoffs (Final Result)
2014	9-6	TBD
2013	8-8	No playoff berth
2012	10-6	4-0 (won Super Bowl XLVII)
2011	12-4	1-1 (lost in AFC Champ.)
2010	12-4	1-1 (lost in Divisional)
2009	9-7	1-1 (lost in Divisional)
2008	11-5	2-1 (lost in AFC Champ.)



# COACH HARBAUGH / ROSBURG NOTES

## HARBAUGH TIMELINE

Team	Position	Years
Baltimore Ravens	Head Coach	2008-14
Philadelphia Eagles	Secondary	2007
Philadelphia Eagles	Special Teams Coord.	1998-2006
Indiana University	DBs/Special Teams Coord.	1997
University of Cincinnati	Assistant Head Coach	1995-96
University of Cincinnati	TEs/OLBs/RBs/Special Teams	1989-94
Morehead State	DBs/ST Coord./S&C Coach	1988
University of Pittsburgh	Tight Ends	1987
Western Michigan	Graduate Assistant	1984-86

## RECORDS UNDER HARBAUGH

Regular Season	71-40
vs. AFC North	26-15
vs. AFC	52-31
vs. NFC	19-9
Home	44-11
Away	27-29
On grass	20-15
Artificial turf	51-25
September	17-7
October	13-12
November	22-9
December	16-12
January	3-0
Leading at halftime	57-11
Leading After 3 quarters	65-11
When scoring first	51-12
Positive or even turnover ratio	56-17
Scoring 20 or more points	58-15
Scoring 30 or more points	31-2
Totaling 350 or more net yards	38-11
Rushing for 150 or more yards	24-4
Holding opp. under 250 net yards	25-4
Holding opp. under 21 points	56-11
Holding opp. under 15 points	43-4

## HARBS IN ELITE GROUP

With the Ravens posting 9 victories this season, **John Harbaugh** remains one of four coaches in league history to win a Super Bowl and not have a losing season during his time as an NFL head coach. The impressive list includes the following coaches:

### SUPER BOWL-WINNING COACHES WITH NO LOSING SEASONS IN A CAREER

Head Coach	Super Bowl Titles	Non-Losing Seasons
Vince Lombardi	2*	10
John Madden	1	10
Mike Tomlin	1	8
<b>John Harbaugh</b>	<b>1</b>	<b>7</b>

\*Also won 3 NFL Championships

(Credit: ESPN.com's Jamison Hensley for note/research)

## RAVENS' TWO-STRAIGHT TOP 5'S

In 2013, senior NFL writer Rick Gosselin of *The Dallas Morning News* ranked the Ravens' special teams unit No. 5 in the league in his annual comprehensive ratings system that is based on 22 categories, assigning points according to each standing — 1 for best, 32 for worst. In 2012, Gosselin ranked the Ravens' unit No. 2 in the NFL, just behind the Vikings, who finished first.

## SPECIAL FORCES



Special teams coordinator/associate head coach **Jerry Rosburg**, a 36-year coaching veteran, has guided a strong special teams group since arriving in Baltimore in 2008.

- Dating back to 2011, Baltimore has 7 total kick return TDs (3 PR & 4 KOR), ranking as the NFL's most.
- In 2012's Super Bowl season, the Ravens' ST units excelled. Led by Pro Bowl **RS Jacoby Jones**, Baltimore ranked first in the NFL in kickoff return average (27.3), also setting a team record. Jones, who became the first player ever to record dual KORs of at least 105 yards in a career, tied for a league-leading 3 kick return TDs (2 KORs & 1 PR) and averaged an NFL-best 30.7 yards per kickoff return. Jones also tied an NFL record for longest KOR in Super Bowl history with his 108-yard KOR-TD. (In 2014's Week 9 game at Pittsburgh, Jones added another 108-yard KOR-TD to his stellar resume and now has 4 total KOR-TDs over 100 yards during his career.)
- Pro Bowl **K Justin Tucker**, who Rosburg scouted and helped sign as a rookie free agent, owns the NFL's second-most FGs (95) since entering the league in 2012. "Tuck" has connected on 95 of 106 FGAs to post an 89.6 success rate, the best mark in league history. He is 27-of-32 (84.4%) this season, with his 5 misses coming from 54, 54, 55, 57 & 64 (blocked). In 2013, Tucker set franchise records in FGs made (38) and FGs attempted (41). Going 38-of-41 on FGAs, he produced a franchise-record 140 points, while his 6 FGs of 50+ yards tied (several players) for the NFL's most.
- Additionally, in 2013, the Ravens' KOR unit averaged 26.4 yards per return, ranking second in the NFL. Baltimore's punt return unit averaged 14.2 yards per return, the NFL's third-best mark. The Ravens posted an NFL-high 20 punt returns of 20+ yards.
- Prior to Baltimore, Rosburg built a successful NFL special teams resume with both the Browns (2001-06) and Falcons (2007). Under his leadership, Cleveland's special teams units were consistently ranked among the NFL's best. Over a five-year span (2002-06), the Browns' special teams were ranked as the top NFL unit in Rick Gosselin's annual comprehensive special teams report.
- Four Ravens players have earned Pro Bowl honors while playing for Rosburg: ST **Brendon Ayanbadejo** (2008), **K Billy Cundiff** (2010), **RS Jacoby Jones** (2012) and **K Justin Tucker** (2013).

## A STRONG RETURN

Dating back to 2008 when **Jerry Rosburg** became the Ravens' special teams coordinator, Baltimore has produced the NFL's No. 1 kickoff return average (25.4) and second-most (tied) KOR-TDs (6).

### NFL KICKOFF RETURN AVERAGE (Since 2008 / Rosburg's Baltimore Tenure)

Rk.	Team	KOR	Yards	Avg.	Long	TD
1.	Baltimore Ravens	345	8,772	25.4	108t	6
2.	New Orleans Saints	306	7,477	24.4	99	1
3.	New York Jets	379	9,228	24.3	107t	6

### KICKOFF RETURN AVERAGE (2014 Season)

1.	Adam Jones	33.2
2.	Jacoby Jones	30.9
3.	Knile Davis	28.7
4.	Jarvis Landry	28.2
5.	Benny Cunningham	27.6

### KICKOFF RETURN AVERAGE (2014 Season)

1.	Baltimore Ravens	29.0
2.	Cincinnati Bengals	28.2
3.	Kansas City Chiefs	28.1
4.	Philadelphia Eagles	27.8
5.	Miami Dolphins	26.7

# COORDINATORS NOTES

## THE KUBIAK ATTACK



**Gary Kubiak**, a 21-year NFL coaching veteran who spent the past eight seasons (2006-13) as head coach of the Houston Texans, was hired as the Ravens' offensive coordinator on Jan. 27. Under his guidance, Houston earned back-to-back AFC South crowns from 2011-12 and two playoff berths.

Kubiak owns a Texans' franchise-record 63 total wins, posting a 63-66 overall mark (61-64 regular season, 2-2 postseason). Prior to his time with the Texans, Kubiak spent 11 seasons (1995-2005) as the Denver Broncos' offensive coordinator, also coaching the quarterbacks during his first eight seasons. Under his guidance, Denver's offense reached new heights behind the likes of QB John Elway, TE Shannon Sharpe and RB Terrell Davis, with the team earning seven postseason trips and back-to-back Super Bowl titles (1997-98) during that span. As Denver's offensive coordinator, the Broncos averaged NFL bests in yards per game (365.0) and points per game (25.2) from 1995-2005.

## TEXANS SUCCESS

Under **Gary Kubiak**, the Texans earned their Top 6 all-time offensive outputs in scoring, total offense and passing yards from 2007-12. During this time, the Texans also boasted the franchise's Top 3 rushing outputs, including the NFL's No. 2 ground attack in 2011 when they posted a franchise-record 153.0 yards per game. From 2008-12, Kubiak's offense was one of only two teams (Denver) to have its total offense, passing offense and rushing offense each rank in the Top 5 at least once during that span.

### HOUSTON TEXANS OFFENSIVE RANKINGS (2006-13 Under Gary Kubiak)

Year	Total	Rk.	Rush	Rk.	Pass	Rk.
2006	279.1	28	105.4	21	173.6	27
2007	333.6	14	99.1	22	234.4	11
2008	382.1	3	115.4	13	266.7	4
2009	383.1	4	92.2	30	290.9	1
2010	386.6	3	127.6	7	259.0	4
2011	372.1	13	153.0	2	219.1	18
2012	372.1	7	132.7	8	239.4	11
2013	347.3	11	108.9	20t	238.3	15

## ON TRACK WITH KUBIAK

Ravens new offensive coordinator **Gary Kubiak** has either been an OC (Denver Broncos, 1995-2005) or head coach (Houston Texans, 2006-13) for 20 NFL seasons. During these 20 seasons...

- Kubiak's offenses have ranked among the NFL's Top 10 scoring units 14 times during his career. Additionally, a Kubiak-led attack has ranked in the NFL's Top 10 in yards per game on 13 separate occasions. (Impressively, Kubiak's offensive units have finished in the Top 5 in yards per game 11 times during his 19 seasons as an OC or HC.)

- Additionally, 15 times, running backs (nine different ones) have topped the 1,000-yard rushing mark under Kubiak, including **RB Justin Forsett** (1,147) this season, who ranks sixth in the NFL.

### 1,000-YARD RUSHERS UNDER GARY KUBIAK

Year	Player (Team)	Yards	Year	Player (Team)	Yards
1995	Terrell Davis (Den.)	1,117	2004	Reuben Droughns (Den.)	1,240
1996	Terrell Davis (Den.)	1,538	2005	Mike Anderson (Den.)	1,014
1997	Terrell Davis (Den.)	1,750	2008	Steve Slaton (Hou.)	1,282
1998	Terrell Davis (Den.)	2,008	2010	Arian Foster (Hou.)	1,616
1999	Olandis Gary (Den.)	1,159	2011	Arian Foster (Hou.)	1,224
2000	Mike Anderson (Den.)	1,487	2012	Arian Foster (Hou.)	1,424
2002	Clinton Portis (Den.)	1,508	<b>2014</b>	<b>Justin Forsett (Bal.)</b>	<b>1,147</b>
2003	Clinton Portis (Den.)	1,591			

## PEES LEADS THE "D"



**Dean Pees**, an 11-year NFL-coaching veteran, was promoted to defensive coordinator on Jan. 27, 2012, after guiding the Ravens' LBs for two seasons. He is the sixth "D" coordinator in franchise history. Pees, who was New England's "D" coordinator from 2006-09, leads a Baltimore unit that in 2014 has allowed the NFL's seventh-fewest points per game (19.5) and boasts the league's No. 2 red zone defense (42.3 TD success rate by opponents).

**Pees leads a unit that during the John Harbaugh Era (2008-14)...**

- Has allowed the NFL's fewest points (18.3) and the third-fewest net yards (313.7) per game during this span.

### POINTS PER GAME ALLOWED (Since 2008)

1. Baltimore . . . . . **18.3**
2. Pittsburgh . . . . . 18.4
3. San Francisco . . . 19.0

### TOUCHDOWNS ALLOWED (Since 2008)

1. Baltimore . . . . . **205**
2. Pittsburgh . . . . . 215
3. San Francisco . . . . . 224

### TOTAL NET YARDS ALLOWED (Since 2008)

1. Pittsburgh . . . . . 293.6
2. NY Jets . . . . . 309.4
- 3. Baltimore . . . . . 313.7**

### OPPONENT PASSER RATING (Since 2008)

1. Baltimore . . . . . **76.4**
2. Green Bay . . . . . 77.7
3. Pittsburgh . . . . . 78.8

## "D" NUMBERS TO RAVE ABOUT

**29**

TDs allowed by the Ravens in 2014, the NFL's fifth fewest. Baltimore has allowed no more than 1 TD in eight of its 15 games this season.

**19.5**

Points per game the Ravens have allowed this season, ranking as the NFL's seventh-best defensive mark.

**42.3**

Red zone TD percentage for Ravens' opponents this season, ranking as the NFL's second-best defensive mark. The Ravens have yielded 22 red zone TDs on 52 trips by foes inside the 20.

**53.6**

Goal-to-goal TD percentage success rate by Ravens opponents this season, ranking as the NFL's best defensive mark (15 TDs allowed on 28 G-to-G situations).

## "D" COORD. BREAKDOWN

Four "D" coordinators in Ravens history have gone on to become NFL head coaches: Marvin Lewis (1996-2001), Mike Nolan (2002-04), Rex Ryan (2005-08) and Chuck Pagano (2011). Former Jaguars head coach Jack Del Rio was the Ravens' LBs coach from 1999-2001, while Atlanta's Mike Smith also coached on the "D" from 1999-2002.

### RAVENS DEFENSIVE COORDINATOR BREAKDOWN

D Coord. (Years)	G	Avg. PPG	Net YPG	Rush YPG	Pass YPG
<b>Dean Pees (2012-14)</b>	<b>47</b>	<b>21.0*</b>	<b>342.9</b>	<b>105.4</b>	<b>237.4</b>
Chuck Pagano (2011)	16	16.6	288.9	92.6	196.3
Greg Mattison (2009-10)	32	16.6	309.7	93.6	216.1
Rex Ryan (2005-08)	64	17.6	277.8	84.0	193.8
Mike Nolan (2002-04)	48	18.8	302.0	103.7	198.3
Marvin Lewis (1996-2001)	96	19.0	304.0	93.0	211.0

\*Ranks 7th (tied, Miami) in the NFL since 2012.

# OZZIE NEWSOME / PERSONNEL NOTES

## WIZARD OF OZ



Ozzie Newsome's legacy is unlike any the game has seen. Known throughout all of sports as a premier leader, Newsome is a Hall of Fame player, the architect of Baltimore's 2000 and 2012 Super Bowl championship teams and an elite personnel evaluator who became the NFL's first African American GM.

"Ozzie's credibility is what stands out the most," head coach **John Harbaugh** states. "And it's not just about what he has accomplished. To me, it's his commitment and focus while striving to do more."

### OZZIE NEWSOME CAREER SNAPSHOT

- NFL's first African American General Manager (promoted in 2002)
- Architect of Ravens 2000 & 2012 Super Bowl Championship Teams
- NFL Executive of the Year (2000)
- Pro Football Hall of Fame (class of 1999)
- State of Alabama Hall of Fame (class of 1995)
- National Football Foundation College Hall of Fame and NCAA Hall of Fame (class of 1994)
- 13-Year NFL Tight End with Cleveland Browns (1978-90)
- Three-Time Pro Bowler (1981, 1984-85)
- Four-Time Cleveland Touchdown Club Offensive Player of the Year
- Current Member of Three Major NFL Policy-Making Committees: Competition, Diversity and Player Care Foundation Committees

## FIRST-ROUND FINDS

Since moving to Baltimore in 1996, the Ravens, led by **Ozzie Newsome**, have had 19 drafts and selected 19 players in the first round. These picks have earned an amazing 55 combined Pro Bowls, several All-Rookie honors, multiple Defensive Player of the Year Awards and two Super Bowl MVP honors.

### RAVENS FIRST-ROUND DRAFT PICKS

Year	Name	Pick	Pro Bowls
1996	T Jonathan Ogden*	4	11
1996	LB Ray Lewis* ++ ~	26	13
1997	LB Peter Boulware*	4	4
1998	CB Duane Starks*	10	
1999	CB Chris McAlister*	10	3
2000	RB Jamal Lewis*=	5	1
2000	WR Travis Taylor	10	
2001	TE Todd Heap*	31	2
2002	S Ed Reed* +	24	9
2003	OLB Terrell Suggs* +	10	6
2003	QB Kyle Boller	19	
2005	WR Mark Clayton*	22	
2006	DT Haloti Ngata*	12	5
2007	G Ben Grubbs*	29	1
2008	QB Joe Flacco^ ~	18	
2009	T Michael Oher*	23	
2011	CB Jimmy Smith	27	
2013	S Matt Elam	32	
2014	LB C.J. Mosley	17	

\* All-Rookie Team ^ Rookie of the Year (NFL.com Fan Vote) ~ Super Bowl MVP  
+ Defensive Player of the Year Awards = Offensive Player of the Year Award

### Top 10 Quick Hit:

• Of the seven players chosen in the Top 10 by Baltimore, five have earned Pro Bowl status. Two of those players – Peter Boulware and Terrell Suggs – also earned Defensive Rookie of the Year honors.

### Late-Round Success Quick Hit:

• The Ravens have found gems late in the first round, including LB Ray Lewis (26th), TE Todd Heap (31st), S Ed Reed (24th), G Ben Grubbs (29th), QB Joe Flacco (18th), CB Jimmy Smith (27th) and S Matt Elam (32nd).

## NEWSOME'S NFL TREE

GM **Ozzie Newsome** also fosters a working environment that breeds standout coaches. By bringing in individuals who embrace the "Raven way," Newsome aims to create a synergy that manufactures success among scouts, coaches and players. As a result, Baltimore has had many assistants move on to become head coaches on the collegiate and NFL levels.

### CURRENT HEAD COACHES ROOTED IN RAVENS ORGANIZATION

Head Coach (Team)	Last Position Held w/ Ravens (Years)
Jim Caldwell (Lions)	Offensive Coordinator (2012-13)
Kirk Ferentz (Iowa)	Asst. Head Coach/Offense (1996-98)
Marvin Lewis (Bengals)	Def. Coordinator (1996-2001)
Chuck Pagano (Colts)	Def. Coordinator (2008-11)
Mike Pettine (Browns)	Outside Linebackers (2002-08)
Rex Ryan (Jets)	Asst. Head Coach/Def. Coord. (1999-2008)
David Shaw (Stanford)	Wide Receivers (2002-05)
Mike Smith (Falcons)	Linebackers (1999-2002)
Ken Whisenhunt (Titans)	Tight Ends (1997-98)

• Other former Ravens assistants who became head coaches include Jack Del Rio (Jacksonville), Pat Hill (Fresno State), Hue Jackson (Oakland), Eric Mangini (NY Jets and Cleveland), Mike Nolan and Mike Singletary (San Francisco), Rick Neuheisel (UCLA) and Jim Schwartz (Detroit).

## HOMEGROWN

The Ravens have had 31 different players earn Pro Bowl honors since the team's inception in 1996. Of those, 17 are homegrown players – 15 drafted and two signed as a rookie free agent:

### RAVENS HOMEGROWN PRO BOWLERS

Year Drafted (Rd.)	Name	Pro Bowls
1996 (1st)	LB Ray Lewis	13
1996 (1st)	T Jonathan Ogden	11
2002 (1st)	S Ed Reed	9
<b>2003 (1st)</b>	<b>OLB Terrell Suggs</b>	<b>6</b>
<b>2006 (1st)</b>	<b>DT Haloti Ngata</b>	<b>5</b>
1997 (1st)	OLB Peter Boulware	4
1999 (1st)	CB Chris McAlister	3
2008 (2nd)	RB Ray Rice	3
<b>2007 (3rd)</b>	<b>G Marshal Yanda</b>	<b>3</b>
2001 (1st)	TE Todd Heap	2
1996 (5th)	WR/RS Jermaine Lewis	2
2007 (4th)	FB Le'Ron McClain	2
2000 (6th)	OLB Adalius Thomas	2
2007 (1st)	G Ben Grubbs	1
2000 (1st)	RB Jamal Lewis	1
2002 (RFA)	LB Bart Scott #	1
<b>2012 (RFA)</b>	<b>K Justin Tucker #</b>	<b>1</b>

# Undrafted rookie free agent

**Bold** indicates 2013 Pro Bowler

## PRO BOWLERS DRAFTED



### Most Pro Bowlers Drafted: 1996-2013

Rk.	Team	Players
1.	Green Bay Packers . . . . .	21
2.	San Francisco 49ers . . . . .	20
3.	Kansas City Chiefs . . . . .	19
	New England Patriots . . . . .	19
5.	<b>Baltimore Ravens . . . . .</b>	<b>17</b>
	Chicago, Dallas, Denver . . . . .	17
	Pittsburgh, Philadelphia . . . . .	17

Totals include players who have earned Pro Bowl honors with any team (not just their original draft club) during a respective career.

# RAVENS TEAM / PERSONNEL NOTES

## ROOKIE FREE AGENT GEMS

The Ravens have a history of unearthing rookie free agent gems. On their 2014 Week 17 53-man roster, Baltimore has 16 players who entered the NFL as rookie free agents. Of those 16, eight were originally signed by the Ravens (listed below):

### ORIGINAL RAVENS ROOKIE FREE AGENT SIGNINGS (On Week 16 Active Roster)

2010: LB Albert McClellan	2013: S Brynden Trawick
2011: LS Patrick Scales	2014: T James Hurst
2012: K Justin Tucker	2014: LB Zachary Orr
2013: WR Marlon Brown	2014: RB Fitzgerald Toussaint

## RAVENS RFAS ROSTER STREAK

Rookie free agents **T James Hurst**, **LB Zachary Orr** and **RB Fitzgerald Toussaint** made the Ravens' 53-man Week 1 roster. Their statuses mark the 11th-straight season a RFA has made Baltimore's roster, tying for the NFL's third-longest streak.

### CONSECUTIVE SEASONS W/ ROOKIE UFA ON WEEK 1 ROSTER (Current NFL Streaks)

Rk.	Team	Seasons
1.	Indianapolis Colts	15
2.	Kansas City Chiefs	12
3.	<b>Baltimore Ravens</b>	<b>11</b>
	Denver Broncos	11
	New England Patriots	11

(Stat credit: Broncos PR)

## AFC NORTH CROWNS

The Ravens have produced four AFC North titles since 2002 division realignment, including back-to-back division crowns from 2011-12 under head coach **John Harbaugh**.

### MOST AFC NORTH TITLES (Since 2002 Division Realignment)

Rk.	Team	AFC North Titles
1.	Pittsburgh Steelers	5
2.	<b>Baltimore Ravens</b>	<b>4</b>
3.	Cincinnati Bengals	3
4.	Cleveland Browns	0

### RAVENS AFC NORTH TITLE SEASONS (Franchise History)

Season	Coach	Final Record	Postseason (Rec.)
2012	John Harbaugh	10-6	SB Champs (4-0)
2011	John Harbaugh	12-4	AFC Champ. (1-1)
2006	Brian Billick	13-3	Div. Game (0-1)
2003	Brian Billick	10-6	WC Game (0-1)

## FIVE OF PAST SIX

The Ravens are one of only four teams to earn a playoff berth in five of the past six full seasons, doing so from 2008-12. In each of those seasons, Baltimore won at least one playoff game.

### MOST NFL PLAYOFF BERTHS (2008-13 / Past Six Full Seasons)

Berths	Team	Seasons
5	<b>Baltimore Ravens</b>	<b>2008-12</b>
5	Green Bay Packers	2009-13
5	Indianapolis Colts	2008-10, 2012-13
5	New England Patriots	2009-13

## 20/20 CLUB

The Ravens' "20/20 Club" includes members of the team's personnel staff who started with the Ravens as young assistants and grew into evaluators with more input. The term "20/20" refers to hiring 20-year-olds for \$20,000. According to **Ozzie Newsome**: "The guys actually started when they were a little older than 20 and for more than \$20,000, but that's what we call them."

### RAVENS "20/20 CLUB" GRADUATES (Current Personnel Staff)

Name	Joined Ravens	Current Title
George Kokinis (Cle.)	1991	Senior Personnel Asst.
Eric DeCosta	1996	Assistant General Manager
Joe Hortiz	1998	Director of College Scouting
Chad Alexander	1999	Asst. Dir. of Pro Personnel
Joe Douglas	2000	National Scout
Mark Azevedo	2005	Northeast Area Scout
David Blackburn	2007	West Area Scout
Ian Cunningham	2008	Southeast Area Scout

## ELITE AFTER FIVE

### TEAMS TO WIN AT LEAST ONE PLAYOFF GAME IN FIVE-CONSECUTIVE POSTSEASONS (Since 1970 Merger)

Team	Cons. Seasons	Years	Wins
Dallas Cowboys	6	1991-96	12
<b>Baltimore Ravens</b>	<b>5</b>	<b>2008-12</b>	<b>9</b>
New England Patriots	5	2003-07	11
Philadelphia Eagles	5	2000-04	7
Green Bay Packers	5	1993-97	9
Oakland Raiders	5	1973-77	7

## PLAYOFF PERFORMERS


The Ravens have earned nine playoff berths in their history (2012, 2011, 2010, 2009, 2008, 2006, 2003, 2001, 2000). Baltimore's nine berths from 2000-13 rank third in the AFC and tie for fifth in the NFL.

### MOST NFL PLAYOFF BERTHS (2000-13)

AFC	NFC
12 - Indianapolis	10 - GB/Phi.
11 - New England	8 - Seattle
<b>9 - Baltimore</b>	7 - NY Giants
8 - Pittsburgh	6 - Atl., NO
7 - Denver	5 - SF, TB, Min.
6 - NYJ, SD	4 - Dal., STL

## SUPER BOWLS SINCE 2000

The Baltimore Ravens have won two Super Bowl titles during their 18-year history, capturing the Lombardi Trophy in 2000 and 2012. Baltimore is just one of four NFL franchises to win multiple World Championships since 2000.



### MOST SUPER BOWL CHAMPIONSHIPS (Since 2000 Season)

Titles	Team	Seasons
3	New England Patriots	2001, 2003-04
<b>2</b>	<b>Baltimore Ravens</b>	<b>2000, 2012</b>
2	New York Giants	2007, 2011
2	Pittsburgh Steelers	2005, 2008

# MILESTONES / RANKINGS

## NFL IRONMEN

Among NFL players, **QB Joe Flacco** (111) & **WR Torrey Smith** (61) rank third and second, respectively, at their positions for most consecutive games started.

### CONSECUTIVE GAMES STARTED / CURRENT NFL STREAKS

QUARTERBACKS	WIDE RECEIVERS
1. Eli Manning (NYG) . . . .166	1. Vincent Jackson (TB) . . . . 67
2. Philip Rivers (SD) . . . .143	2. <b>Torrey Smith (Bal.) . . . . 61</b>
3. <b>Joe Flacco (Bal.) . . . .111</b>	3. Demaryius Thomas (Den.) . .47
4. Tom Brady (NE) . . . . . 95	4. Jordy Nelson (GB) . . . . . 32

## BALTIMORE'S IRONMEN

**P Sam Koch** (143-straight contests) has not missed a game in his NFL career, a streak that ranks first in Ravens franchise history.

### RAVENS CONSECUTIVE GAMES PLAYED / CURRENT STREAKS

Rk.	Player	Games
1.	Sam Koch	143
2.	Joe Flacco	111
3.	Torrey Smith	63

### RAVENS CONSECUTIVE GAMES PLAYED / ALL-TIME STREAKS

Rk.	Player	Games	Years
1.	<b>Sam Koch</b>	<b>143</b>	<b>2006-present</b>
2.	Jarret Johnson	129	2003-11
3.	<b>Joe Flacco</b>	<b>111</b>	<b>2008-present</b>
	Peter Boulware	111	1997-2003
5.	Matt Stover	110	2002-08

## 2014 TOP PLAYER RANKINGS

Player	Category	No.	AFC Rank	NFL Rank
Elvis Dumervil	Sack Yards	127.5	1	1
Elvis Dumervil	Single-Game Sacks	3.5	1t	2t
Elvis Dumervil	Sacks	17.0	3	3
Justin Forsett	Rushing YPC (RBs)	5.3	1	1
Justin Forsett	20 + Yard Rushes	14	1	1t
Justin Forsett	10 + Yard Rushes	36	1	2t
Justin Forsett	Rushing Yards	1,147	3	6
Justin Forsett	Rushing Touchdowns	8	3t	7t
Justin Forsett	Scrimmage Yards	1,393	5	11
Jacoby Jones	Longest KOR	108t	1	1
Jacoby Jones	Single-Game KOR Yards	188	1	2
Jacoby Jones	KOR Average	30.9	2	2
Jacoby Jones	Punt Return Average	9.5	4	8
Sam Koch	Net Punting Average	43.5	1	1
Sam Koch	Gross Punting Average	47.4	1	2
Sam Koch	Longest Punt	73	2	3
C.J. Mosley	Total Tackles	122	2	7
Daryl Smith	Total Tackles	118	4	9
Torrey Smith	Receiving TDs	10	6t	10t
Terrell Suggs	Sack Yards	78	3t	5t
Terrell Suggs	Sacks	11.0	7	10
Justin Tucker	KO Touchbacks	57	3	3t
Justin Tucker	Field Goals Attempted	32	6	10t
Justin Tucker	Leading Scorers (Ks)	121	7	11

## MILESTONES

### OFFENSE

- The Ravens (389 in 2014) need 10 more points to set a single-season franchise record, breaking the 398 mark from 2012. Baltimore also needs 4 more TDs to set the franchise single-season record, which currently stands at 47 (2009 campaign).

- The Ravens (5,419 in 2014) need 305 more yards of offense to set a single-season franchise record, breaking the 5,723 mark from 1996. Baltimore (323 in 2014) also needs 16 first downs to surpass the single-season franchise record of 338 from 1996.

### OLB ELVIS DUMERVIL

- With 3 more sacks, Dumervil (17 in 2014) will become the 10th player in league history (since sacks became an official stat in 1982) to post 20 sacks in a single season.

- Dumervil needs just 1 sack to set a personal single-season career high, besting his 17 from 2009 and this season (a Ravens' record).

### QB JOE FLACCO

- Flacco (25 in 2014 and 2010) needs 1 TD pass to set a career high.
- Flacco (3,674 in 2014) needs 326 passing yards to hit the 4,000 milestone for the first time in his career and second time in Ravens single-season history (Vinny Testaverde had 4,177 in 1996).

### RB JUSTIN FORSETT

- Forsett (14) needs 3 runs of 20-or-more yards to break Jamal Lewis' single-season franchise record (16 in 2000). Forsett (8 in 2014) also needs 2 rush TDs to become the fifth Raven with least 10 ground scores in a season (Ray Rice, 12, last did it in 2011).

### RS JACOBY JONES

- Jones is averaging 30.9 yards per kickoff return in 2014 and can break the franchise single-season record (30.7) he set in 2012.

### P SAM KOCH

- Koch, who is averaging a 47.4-yard gross average and a 43.5 net average, can set the Ravens' single-season records for each category. (Current bests are Koch's 47.1 gross and 40.8 net marks from 2012.)

### WR STEVE SMITH SR.

- Smith Sr. (four in 2014) needs one game with 100-or-more receiving yards to break the Ravens' single-season record of four held by himself, Mark Clayton (2006) and Michael Jackson (1996).

- With one more 100-yard game, Smith Sr. (47) will take over sole possession of seventh for the most such games in NFL history (he's currently tied with Torrey Holt and Michael Irvin).

- Smith Sr. (13,172) needs 27 more receiving yards to pass Andre Reed (13,198) for 14th on the NFL's all-time list. He also needs 2 TD catches to hit 75, becoming the 30th player to achieve the feat.

- Smith Sr. (975 in 2014) needs 25 receiving yards to hit 1,000 for the eighth time in his career. (It'd also mark the 11th 1K season by a Raven.)

### WR TORREY SMITH

- With one more 100-yard receiving game, Smith will tie Derrick Mason and Derrick Alexander for the second-most such games in team history (7). Mark Clayton holds the team record with 9.

- With 1 more TD catch, Smith (29) will pass Derrick Mason (29) for the second most in Ravens history (Todd Heap is first with 41).

- With 4 TD catches, Smith (10 in 2014) will tie Michael Jackson (14 in 1996) for the most in Ravens' single-season history.

### K JUSTIN TUCKER

- Tucker (393) needs 7 more points to hit 400. If he does so Sunday vs. Cleveland, he'll become the second-fastest kicker in NFL history to reach the 400-point milestone, doing so in his 48th game (Hall of Famer Jan Stenerud did it in 47 games).

### OLB TERRELL SUGGS

- Suggs (29) is just 1 FF shy of 30. He (11 in 2014) also needs 3 sacks to tie his career high of 14 from 2011.

# 2014 HONORS / TURNOVER INFO

## 2014 HONORS

### OLB ELVIS DUMERVIL

#### AFC Defensive Player of the Week (Week 14 at Miami)

• Dumervil had 3.5 sacks (out of 6 on the day by Baltimore) and 1 FF in the Ravens' 28-13 victory at Miami.

### QB JOE FLACCO

#### AFC Offensive Player of the Week (Week 6 at Tampa Bay)

#### FedEx Air NFL Player of the Week (Week 6 at Tampa Bay)

• Earned AFC Offensive Player of the Week honors after throwing a franchise-record-tying 5 TDs, becoming the fastest player in NFL history (since 1970 merger) to toss 5 TDs (16 minutes and 3 seconds into the game) in Baltimore's 48-17 victory.

• Flacco finished the game 21-of-29 (72.4%) for 306 yards, 5 TDs and no INTs for a franchise-record 146.0 QB rating. The Ravens' offense gained 475 yards and racked up 6 TDs against the Buccaneers, while the 48 points scored are the most in Ravens road game history.

### RB JUSTIN FORSETT

#### AFC Offensive Player of the Week (Week 10 vs. Tennessee)

• Forsett rushed for 112 yards and 2 TDs on 20 carries (5.6 avg.), helping the Ravens produce 151 ground yards in the 21-7 win.

#### AFC Offensive Player of the Week (Week 12 at New Orleans)

#### FedEx Ground NFL Player of the Week (Week 12 at New Orleans)

• Forsett rushed for a career-high 182 yards and 2 TDs in the Ravens' 34-27 win at New Orleans. His output was part of Baltimore's 215 rushing yards and 449 total yards of offense.

### LB C.J. MOSLEY

#### NFL Defensive Rookie of the Month (October)

• Mosley was named NFL Defensive Rookie of the Month after totaling 40 tackles (26 solo), 2 INTs and 4 QB hits in October.

#### MMQB.si.com Midseason Second-Team All-Pro

• In the first two months of the season (Sept.-Oct.) Mosley was the only NFL defender to post at least 70 tackles, an INT (2), a fumble recovery and a forced fumble.

### CB JIMMY SMITH

#### MMQB.si.com Midseason First-Team All-Pro

• In the first eight games, Smith had 28 tackles, a team-high 8 PD and 1 INT as the Ravens' top cornerback.

### K JUSTIN TUCKER

#### AFC Special Teams Player of the Month (November)

• Tucker converted all 7 FGAs and all 12 PATs for a total of 33 points in four November games. He also posted 17 touchbacks on 23 kickoffs (73.9 percent), the second-highest percentage in the AFC for November. This marked Tucker's second-career Player of the Month Award (November 2013).

#### AFC Special Teams Player of the Week (Week 3 at Cleveland)

• Tucker hit a 32-yard game-winning field goal in windy Cleveland conditions and went 3-for-3 on the day, also connecting on 38- and 21-yard field goals. The honor marked his fourth-career AFC Special Teams Player of the Week Award.

### G MARSHAL YANDA

#### MMQB.si.com Midseason First-Team All-Pro

• In the season's first four games, Yanda helped QB Joe Flacco throw for 2,049 yards and 14 TDs to produce a 90.6 passer rating. Yanda also served as a key blocker for RB Justin Forsett, who posted 571 rushing yards (fourth most in the NFL) and 3 TDs.

## LITTLE GIVE, PLENTY TAKE

Since head coach **John Harbaugh** took over the Ravens in 2008, Baltimore has compiled a +36 turnover margin, ranking as the NFL's fourth-best mark. (The Ravens are even in 2014.)

### NFL'S TOP TURNOVER MARGIN / SINCE 2008

Rk.	Team	Turnover Diff.	Take-Aways	Give-Aways
1.	New England	+97	216	119
2.	Green Bay	+84	209	125
3.	San Francisco	+44	192	148
4.	<b>Baltimore</b>	<b>+36</b>	<b>188</b>	<b>152</b>

### MOST TAKE-AWAYS (Since 2008)

1.	Chicago	221
2.	New England	216
3.	Green Bay	209
4.	NY Giants	205
5.	Ari./Phi.	196

### FEWEST GIVE-AWAYS (Since 2008)

1.	New England	119
2.	Green Bay	125
3.	San Francisco	148
4.	Atlanta	150
5.	<b>Baltimore</b>	<b>152</b>

## PROTECT THAT PIGSKIN

During the **John Harbaugh** Era (since 2008), the Ravens have produced 32 games without turning the ball over, a mark that ranks fourth best in the NFL. Baltimore's record is 28-4 in those contests.

### ZERO-TURNOVER GAMES (Since 2008)

Rk.	Team	Zero-Turnover Games
1.	New England Patriots	42
2.	Green Bay Packers	36
3.	San Francisco 49ers	34
4.	<b>Baltimore Ravens</b>	<b>32</b>
5.	Indianapolis/San Diego	29

## TURNOVER TABLE SINCE 2000

Year	TA/TO	Plus/Minus	Record
2014	20/20	even	9-6
2013	24/29	-5	8-8
2012	25/16	+9	10-6
2011	25/23	+2	12-4
2010	27/20	+7	12-4
2009	32/22	+10	9-7
2008	34/21	+13	11-5
2007	23/40	-17	5-11
2006	40/23	+17	13-3
2005	26/36	-10	6-10
2004	34/23	+11	9-7
2003	41/38	+3	10-6
2002	31/32	-1	7-9
2001	28/36	-8	10-6
2000	49/26	+23	12-4
<b>Total</b>	<b>459/401</b>	<b>+58</b>	<b>143-96</b>

### Since 2000, here are the Ravens' records in a game:

When turnover ratio is +2 or better	.66-3
When turnover ratio is +1 or better	.94-11
When turnover ratio is even	.25-18
When turnover ratio is negative	.23-67

## 66-3

Since 2000, the Ravens own a 66-3 record when posting at least a +2 turnover margin in a game, with the only losses coming in 2010 in a 23-20 OT thriller at NE, in 2012 in a 24-23 dramatic game at Phi. and in Week 13 this season in a tight 34-33 loss vs. SD.

# THAT M&T MAGIC

## THE M&T ADVANTAGE

Under **John Harbaugh**, the Ravens have won 35 of their last 42 regular season home games and are 44-11 in games played in Baltimore, ranking as the NFL's second-best home mark since the 2008 NFL campaign began.

### NFL'S BEST REGULAR SEASON HOME RECORDS (John Harbaugh Era / Since 2008)

Rk.	Team	Record	Pct.
1.	New England Patriots	49-6	.891
2.	<b>Baltimore Ravens</b>	<b>44-11</b>	<b>.800</b>
3.	Green Bay Packers	43-11-1	.791

## HISTORY OF DOMINANCE

Simply put, the Ravens have been dominant at home since the day they arrived in Baltimore. Below are the Ravens' respective home records and corresponding NFL rankings during several periods.

### RAVENS HOME RECORDS / NFL RANKINGS

Time Period (Milestone)	Record	NFL Rank
Since 2010 (Past Four-Plus Seasons)	32-7	3
Since 2008 (John Harbaugh Arrival)	44-11	2
Since 2000 (Super Bowl Season)	90-29	2
Since 1998 (M&T Bank Stadium Opened)	98-37	3
Since 1996 (Team's Inception)	105-45-1	4t

## CHARM CITY SHUTDOWN

The Ravens' defense has been dominant at home over the past several seasons with **John Harbaugh** at the team's helm. Since 2008, Baltimore has only allowed foes to score an average of 20-or-more points once (2012) at M&T Bank Stadium.

### RAVENS POINTS PER GAME ALLOWED AT HOME (2008-14)

Rk.	Season	Points/Game	NFL Rank
1.	2008	10.0	1
2.	2009	11.9	1
3.	<b>2014</b>	<b>14.1</b>	<b>1</b>
4.	2011	14.9	3
5.	2010	16.5	6
6.	2013	17.6	5
7.	2012	22.4	20

## NOT IN OUR HOUSE

### FEWEST POINTS/GAME ALLOWED AT HOME (2014 Season)

1.	<b>Baltimore</b>	<b>14.1</b>
2.	Detroit	15.6
3.	Buffalo	16.0
4.	San Diego	16.6

The Ravens have allowed 14.1 points per game at "The Bank" in 2014, ranking as the NFL's top home average. Baltimore has permitted an NFL-best 15.4 ppg at home during the **John Harbaugh** Era. Under "Harbs," the Ravens are 23-0 at home when allowing 10 points or less.

## THE M&T QB CRUSH

### MOST SACKS AT HOME / SINCE 2011

Rk.	Team	Sacks	Yards
1.	Buffalo Bills	100	638
2.	Minnesota Vikings	99	637
3.	<b>Baltimore Ravens</b>	<b>96</b>	<b>654</b>

• The Ravens have tallied at least 5 sacks in three home games this season (10/19 vs. Atl., 11/9 vs. Ten. and 12/14 vs. Jax.). Since 2011, Baltimore has at least 5 sacks in seven different home games (all victories).

## M&T BANK SECURITY

The Ravens' "D" has been stout at home for many seasons. Since 2003, Baltimore ranks first in fewest points allowed per game among NFL home teams. The Ravens have also registered the most INTs (126) and most sacks (265) among home teams.

### BEST NFL DEFENSES AT HOME (Since 2003)

TOTAL DEFENSE (Fewest Yards Allowed)	POINTS PER GAME (Fewest Allowed)
1. Pittsburgh . . . . . 283.6	1. <b>Baltimore</b> . . . . . <b>15.7</b>
2. <b>Baltimore</b> . . . . . <b>288.3</b>	2. New England . . . . . 16.8
3. NY Jets . . . . . 302.2	3. Pittsburgh . . . . . 17.3

INTERCEPTIONS (Most in NFL)	SACKS (Most in NFL)
1. <b>Baltimore</b> . . . . . <b>126</b>	1. <b>Baltimore</b> . . . . . <b>265</b>
2. Chicago . . . . . 124	2. Minnesota . . . . . 262
3. New England . . . . . 123	3. NY Giants . . . . . 258

## HOME FAST FACTS

- Under head coach **John Harbaugh**, the Ravens are 15-5 in overall home games played against AFC North foes.
- Baltimore has won 10 of its last 12 home games vs. AFC North foes.
- In the Ravens' 19-year history, Baltimore has hosted 17 games when the temperature was below 40 degrees. Impressively, the Ravens are 15-2 in these contests, winning 15 of the past 16.
- The Ravens are 10-5 at home in the month of December under coach Harbaugh and 30-13 in such games during their 19-year history.
- Under coach Harbaugh, the Ravens are 12-2 in November home games, producing the NFL's best such mark since 2008. The Ravens have won 10 of their past 11 home games in November.
- The Ravens are 11-1 at home all time against teams from the West Coast (Oak. – 5-0, SD – 2-1, SF – 2-0 and Sea. – 2-0).
- Baltimore has won 16 of its last 17 home games vs. NFC teams.
- Under coach Harbaugh, the Ravens are 13-1 in September home games, ranking as the NFL's best such mark since 2008. The Ravens have won 16 of their past 17 home games in September.

## AT HOME UNDER HARBAUGH

**15.4**

Points per game Baltimore has permitted at home since 2008, the NFL's best defensive mark (SF is next at 17.1).

**66**

Interceptions by the Ravens at home since 2008, the NFL's seventh most.

**70.5**

Passer rating the Ravens have forced for opposing QBs at M&T Bank Stadium since 2008, the NFL's top defensive mark.

**294.0**

Yards per game the Ravens' defense has permitted at home since 2008, ranking as the NFL's third-stingiest average during that span.

**1,412-845**

Ratio the Ravens have outscored opponents at home since 2008, limiting foes to 15.4 points per game. In their 44 wins during this span, the margin of victory has been 12.9 ppg.

# TEAM NOTES / INFORMATION

## GROUND GAME GRIT

During the **John Harbaugh** Era (since 2008), Baltimore has rushed for a strong 144.9 yards per game in December/January and has allowed a stout 95.1 rushing yards per game in those months.

### RUSHING YARDS PER GAME: DECEMBER/JANUARY (Since 2008)

Rk.	Team	Att.	Yds.	TD	YPG
1.	Carolina Panthers	1,036	5,461	45	170.7
2.	New York Jets	1,109	4,861	36	147.3
3.	Minnesota Vikings	951	4,641	36	145.0
4.	<b>Baltimore Ravens</b>	<b>957</b>	<b>4,492</b>	<b>31</b>	<b>144.9</b>

### RUSHING YARDS ALLOWED PER GAME: DECEMBER/JANUARY (Since 2008)

Rk.	Team	Att.	Yds.	TD	YPG
1.	San Francisco 49ers	826	3,014	20	94.2
2.	<b>Baltimore Ravens</b>	<b>799</b>	<b>2,947</b>	<b>16</b>	<b>95.1</b>
3.	Pittsburgh Steelers	762	3,016	16	97.3

## SECURITY DETAIL

The Ravens have allowed 18 sacks this season, ranking as the NFL's second fewest. Baltimore is on pace to permit 19 sacks, which would rank as the second-best mark in team history (17 in 2006).

### NFL'S FEWEST SACKS ALLOWED (2014 Season)

Rk.	Team	Sacks
1.	Denver Broncos	16
2.	<b>Baltimore Ravens</b>	<b>18</b>
3.	Cincinnati Bengals	20
4.	New England Patriots	22
5.	Houston Texans	23

## SACK DIFFERENTIAL

The Ravens own the NFL's No. 1 sack differential (+27) this season, allowing just 18 QB drops while registering 45. (Baltimore's 45 sacks in 2014 rank as the NFL's third most, and its 18 permitted rank as the league's second fewest.)

### NFL'S BEST SACK DIFFERENTIAL (2014 Season)

Rk.	Team	Diff.	Sacks	Sacks Allowed
1.	<b>Baltimore Ravens</b>	<b>+27</b>	<b>45</b>	<b>18</b>
2.	Denver Broncos	+22	38	16
3.	Philadelphia Eagles	+21	49	28
4.	New England	+16	38	22
5.	Buffalo Bills	+13	50	37

## FIERCE PASS RUSH

Baltimore has racked up the NFL's third-most sacks (45) this season and is on pace to finish with 48 QB drops, which would rank as the third most in Ravens single-season history.

### NFL SACKS LEADERS (2014 Season)

1.	Buffalo	50
2.	Philadelphia	49
3.	<b>Baltimore</b>	<b>45</b>
4.	NY Giants	43
5.	Jacksonville	42

### RAVENS SACKS (Single-Season Records)

1.	2006	60
2.	1999	49
3.	2011	48
4.	2003	47
5.	<b>2014/2001</b>	<b>45</b>

## 2014 COACHING STAFF

Coach	Position	NFL Ravens	
		Exp.	Exp.
John Harbaugh	Head Coach	17	7
Jerry Rosburg	Special Teams Coord./Assoc. Head Coach	14	7
Gary Kubiak	Offensive Coordinator	21	1
Dean Pees	Defensive Coordinator	11	5
Juney Barnett	Asst. Strength and Conditioning	9	3
Clarence Brooks	Defensive Line	22	10
Juan Castillo	Offensive Line	20	2
Bill DeLorbe	Cross Training Specialist	1	1
Rick Dennison	Quarterbacks	20	1
Bobby Engram	Wide Receivers	2	1
Thomas Hammock	Running Backs	1	1
Jay Harbaugh	Offensive Quality Control	3	3
Chris Hewitt	Assistant Defensive Backs	3	3
Don Martindale	Inside Linebackers	10	3
Ted Monachino	Linebackers	9	5
Brian Pariani	Tight Ends	24	1
Bob Rogucki	Strength and Conditioning	24	7
Steve Spagnuolo	Secondary/Assistant Head Coach	16	2
Craig Ver Steeg	Senior Offensive Assistant	9	7
Todd Washington	Assistant Offensive Line	4	4
Matt Weiss	Def. Quality Control/LBs Assistant	6	6
Randy Brown	Kicking Consultant	11	7
Drew Wilkins	Coaching Staff Assistant	5	5
Megan McLaughlin	Exec. Asst./Football Info. Manager	13	10
Dan Parsons	Assistant to Head Coach	4	4

## CONVINCING FASHION

The Ravens average 25.9 points per game (the NFL's eighth-best figure). On defense, Baltimore has permitted just 19.5 points per contest, ranking as the league's seventh-best mark. Entering Week 17, Baltimore's +97 differential stands No. 4 in the NFL.

### NFL TOTAL POINTS DIFFERENTIAL (2014 Season)

Rk.	Team	Points For	Points Against	Differential
1.	New England	459	296	+163
2.	Green Bay	456	328	+128
3.	Seattle	374	248	+126
4.	<b>Baltimore</b>	<b>389</b>	<b>292</b>	<b>+97</b>
5.	Denver	435	340	+95

## IN GOOD STANDING

The Ravens consistently boast one of the NFL's top special teams units, and this season is no different. In 2014, Baltimore is the only team to rank in the Top 5 in both starting position after kickoff (23.9-yard line) and opponent starting position after kickoff (20.1-yard line). The Ravens are fourth (tied) and third, respectfully.

### AVG. STARTING POSITION AFTER KICKOFF (2014 Season)

1.	Kansas City	25.9
2.	Minnesota	24.8
3.	Cincinnati	24.6
4.	<b>Baltimore</b>	<b>23.9</b>
	Philadelphia	23.9

### OPP. AVG. STARTING POSITION AFTER KICKOFF (2014 Season)

1.	Cleveland	19.8
2.	Indianapolis	20.0
3.	<b>Baltimore</b>	<b>20.1</b>
4.	Arizona	20.3
5.	Dallas	20.4



# DEFENSIVE NOTES

## STRONG SCORING "D" IN '14

Baltimore's defense ranks in the Top 7 in several scoring categories, including seventh in points allowed per game (19.5).

### POINTS PER GAME ALLOWED

1. Seattle . . . . . 16.5
2. Detroit . . . . . 16.8
3. Kansas City . . . . . 18.3
4. Arizona . . . . . 18.6
5. Buffalo . . . . . 18.7
6. Houston . . . . . 19.3
7. **Baltimore** . . . . . **19.5**

### OPP. GOAL-TO-GOAL TD EFFICIENCY

1. **Baltimore** . . . . . **53.6**
2. Kansas City . . . . . 56.0
- San Diego . . . . . 56.0

### OPP. RED ZONE TD PCT.

1. Kansas City . . . . . 39.2
2. **Baltimore** . . . . . **42.3**
3. Arizona . . . . . 43.6
4. St. Louis . . . . . 44.7
5. Jacksonville . . . . . 45.3
6. New England . . . . . 45.5

### RED ZONE TAKE-AWAYS

1. **Baltimore** . . . . . **6**
- Atlanta . . . . . 6
- Detroit . . . . . 6
- Houston . . . . . 6

## RAVENS IN THE RED

Baltimore is the only team to rank among the NFL's Top 5 in red zone defense in nine of the past 10 seasons, including a streak of nine straight from 2004-12. Baltimore is also the NFL's only team to rank in the Top 7 in each of the past 10 years. The next best active stretch of Top 7 rankings in opp. red zone TD% belongs to Miami (four straight).

### CONSECUTIVE SEASONS WITH A TOP 7 RED ZONE DEFENSE (Current NFL Streaks)

Rk.	Team	Seasons
1.	<b>Baltimore Ravens</b>	<b>10</b>
2.	Miami Dolphins	4
3.	Seattle Seahawks	2
4.	Buf., Car., Det., NYJ	1

### Ravens Red Zone History:

• The Ravens have ranked in the NFL's Top 5 in red zone "D" for nine of the past 10 seasons: 2004 (second), 2005 (fifth), 2006 (first), 2007 (third), 2008 (second), 2009 (fourth), 2010 (fifth), 2011 (first), 2012 (second) & 2013 (seventh).

## GET 'EM OUT

Since **Dean Pees** was named the Ravens' "D" coordinator in 2012, Baltimore has forced the NFL's second-most three-&-outs (148, tied). The Ravens produced the league's second-most three-and-outs (54) in 2013, and this season has 38 (ranking 12th in the NFL).

### DEFENSIVE THREE-AND-OUTS (Since 2012)

Rk.	Team	3-&-Out Drives
1.	Denver Broncos	158
2.	<b>Baltimore Ravens</b>	<b>148</b>
	Arizona Cardinals	148
4.	New York Jets	142
5.	Detroit Lions	141

## NO 100s HERE

The Ravens haven't allowed a 100-yard rusher in 25-straight games, ranking as the NFL's longest active streak. The last player to gain "100" was Green Bay's Eddie Lacy (120) on 10/13/13.

### LONGEST CURRENT STREAKS / CONSECUTIVE GAMES WITHOUT ALLOWING 100-YARD RUSHER

Rk.	Team	Games
1.	<b>Baltimore Ravens</b>	<b>25</b>
2.	Detroit Lions	15

### Rush "D" Quick Hits:

• From 2006-09, the Ravens produced a 39-game streak of not allowing a 100-yard rusher.  
 • The Ravens have allowed 3.61 yards per carry, the NFL's fifth-best mark entering Week 16. Baltimore's 86.9 permitted rushing yards per game is fourth.

## "D" NUMBERS TO RAVE ABOUT

### 8-0

The Ravens' record since 2010 when producing a defensive TD. Only Kansas City (11-0) and Seattle (14-0) have also gone undefeated during this span when posting a D-TD.

### 15

Games the Ravens have not allowed an opponent to score a TD, ranking as the NFL's second-best mark (SF, 18) since 2008.

### 18

Consecutive seasons the Ravens' defense has held opponents to a 4.0 rushing average or less, the NFL's longest such streak (Minnesota is next at nine seasons).

### 86

Goal-to-go TDs allowed by the Ravens since 2008, ranking as the NFL's fewest (Pittsburgh is next with 91).

## SHUTOUT CITY

Since 2000, Baltimore's "D" has tied (Seattle) to produce the NFL's most shutouts, blanking opponents nine times. The Ravens' last shutout came on 11/16/09 in a 16-0 Monday night win at Cleveland.

### NFL SHUTOUT LEADERS (Since 2000)

Rk.	Team	Shutouts
1.	<b>Baltimore / Seattle</b>	<b>9</b>
2.	New England / Pittsburgh	8

## AN OFFENSIVE DEFENSE

Since 1996, the Ravens own 54 defensive TDs, scoring at least one in each season of the franchise's existence, including **S Will Hill's** 44-yard INT-TD in Week 12 at NO. Baltimore is 43-7 all time when tallying a D-TD, and since 2003, owns the NFL's third most (41), going 32-5.

### NFL DEFENSIVE TOUCHDOWNS (Since 2003)

Rk.	Team	D-TDs
1.	Green Bay Packers	46
2.	Chicago Bears	42
3.	<b>Baltimore Ravens</b>	<b>41</b>

### INTERCEPTION TDs (Since 2003)

1.	Chicago . . . . .	33
2.	<b>Baltimore</b> . . . . .	<b>31</b>
	Green Bay . . . . .	31

## 15 YEARS OF DOMINANCE

Dating back to their 2000 Super Bowl-winning season, the Ravens' "D" ranks in the Top 3 in most significant categories.

### TOTAL DEFENSE (Yards Allowed Since 2000)

1. Pittsburgh . . . . . 287.9
2. **Baltimore** . . . . . **298.5**
3. NY Jets . . . . . 316.0

### TAKE-AWAYS (Most Since 2000)

1. Chicago . . . . . 466
2. New England . . . . . 464
3. **Baltimore** . . . . . **460**

### 3RD-DOWN CONV. PCT. (Pct. Since 2000)

1. Baltimore . . . . . 34.8
2. Philadelphia . . . . . 35.4
3. Chicago . . . . . 35.8

### INTERCEPTIONS (Most Since 2000)

1. Green Bay . . . . . 300
2. Tampa Bay . . . . . 288
3. **Baltimore** . . . . . **286**

### POINTS PER GAME (Fewest Allowed Since 2000)

1. **Baltimore** . . . . . **17.8**
2. Pittsburgh . . . . . 17.9
3. New England . . . . . 18.9

### RUSHING YARDS/GAME (Fewest Allowed Since 2000)

1. Pittsburgh . . . . . 90.5
2. **Baltimore** . . . . . **92.7**
3. Minnesota . . . . . 104.3

### 4TH-DOWN CONV. PCT. (Pct. Since 2000)

1. Baltimore . . . . . 41.2
2. New England . . . . . 42.8
3. Philadelphia . . . . . 43.7

### OPPONENT QB RATING (Lowest Since 2000)

1. **Baltimore** . . . . . **73.8**
2. Pittsburgh . . . . . 76.6
3. Green Bay . . . . . 77.3

# OFFENSIVE NOTES

## “O” RECORDS SET IN WEEK 6

The Ravens' 48-17 victory at Tampa in Week 6 was a record-breaking (or tying) offensive affair. Here are the notable franchise marks from the game:

- **Points in a Road Game:** 48 – Ravens record
- **First-Half Points:** 38 – Ravens record
- **First-Quarter Points:** 28 – Ravens record
- **Points in a Quarter on Road:** 28 (first quarter) – Ravens record
- **Passer Rating:** 146.0, Joe Flacco – Ravens record
- **Passing TDs in a Quarter:** 4 (first quarter), Joe Flacco – Ravens record
- **First Quarter Passing TDs:** 4, Joe Flacco – *ties NFL record*
- **Passing TDs:** 5, Joe Flacco – Ravens record (tied Tony Banks, 9/10/00 vs. Jax.)
- **Total Points in a Half:** 38 (first half) – Ravens 2nd most
- **Total Points:** 48 – Ravens 2nd most (tied with two other occasions)
- **Total TDs:** 6 – Ravens 2nd most (tied with two other occasions)



## OFF TO THE RACES IN '14

Through 15 games, the Ravens own an NFL-best 21 runs of 20+ yards. Entering Week 17, Baltimore's run game (126.0 ypg - seventh in the NFL) ranks in the Top 5 in several key rushing categories.

### RUSHING FIRST DOWNS (2014 Season)

1. Seattle . . . . . 137
2. Cincinnati . . . . . 115
3. NY Jets . . . . . 110
4. **Baltimore** . . . . . **108**

### RUSHES OF 10+ YARDS (2014 Season)

1. Seattle . . . . . 79
2. Green Bay . . . . . 63
3. NY Jets . . . . . 60
4. **Baltimore/Dallas** . . . . . **59**

### 4TH QTR. RUSHING YARDS (2014 Season)

1. Seattle . . . . . 780
2. **Baltimore** . . . . . **674**
3. New Orleans . . . . . 585

### RUSHES OF 20+ YARDS (2014 Season)

1. **Baltimore** . . . . . **21**
2. Dallas . . . . . 17
- Seattle . . . . . 17

## PLENTY OF POINTS

In Week 6's win at Tampa Bay, Baltimore scored 48 points, tying the franchise's No. 2 single-game mark and setting a new road game standard. The 48 also rank as the NFL's most road points in 2014.

### RAVENS SINGLE-GAME POINTS (Franchise History)

Pts.	Game	Result
55	11/11/12 vs. Oak.	W, 55-20
48	<b>10/12/14 at TB</b>	<b>W, 48-17</b>
48	12/13/09 vs. Det.	W, 48-3
48	12/19/05 vs. GB	W, 48-3

### MOST POINTS ON THE ROAD (2014 NFL Season)

Rk.	Team	Pts.	Game
1.	<b>Baltimore</b>	<b>48</b>	<b>10/12 at TB</b>
2.	NY Giants	45	9/25 at Was.
3.	Indianapolis	44	9/21 at Jax.
4.	Buffalo	43	10/26 at NYJ

## POINTS ON THE ROAD

The Ravens averaged 25.8 points per game *on the road* during the 2014 campaign, the NFL's fourth-best figure. Baltimore scored at least 23 points in six of its eight road games.

### NFL POINTS PER GAME ON THE ROAD / 2014 SEASON

Rk.	Team	Points	Points/Game
1.	Dallas Cowboys	231	33.0
2.	Indianapolis Colts	207	29.6
3.	New Orleans Saints	192	27.4
4.	<b>Baltimore Ravens</b>	<b>206</b>	<b>25.8</b>

## LIMITING THE ERRORS

The Ravens committed just 16 turnovers in their 2012 Super Bowl-winning campaign, producing a franchise single-season low. (They have 20 this season.) In team history, Baltimore's fewest penalties committed occurred during the 2001 season.

### FEWEST PENALTIES (Ravens Single-Season History)

Year	Penalties
2001 . . . . .	.89
2010 . . . . .	.90
2011 . . . . .	.92
1996/2004 . . . . .	.94

Ravens have 103 penalties in '14

### FEWEST TURNOVERS (Ravens Single-Season History)

Year	TO
2012 . . . . .	16
2010 . . . . .	20
2008 . . . . .	21
2009 . . . . .	22

Ravens on pace for 21 TOs in '14

## MAKE 'EM COUNT

Baltimore has produced just 28 three-and-outs on 170 offensive series, yielding a 16.5% mark, which ranks fifth best in the NFL.

### THREE-AND-OUT PERCENTAGE / OFFENSIVE DRIVES (2014 Season)

Rk.	Team	Series	3&O Drives	3&O Pct.
1.	Miami Dolphins	168	21	12.5
2.	Green Bay Packers	159	21	13.2
3.	Dallas Cowboys	166	24	14.5
4.	Pittsburgh Steelers	163	26	16.0
5.	<b>Baltimore Ravens</b>	<b>170</b>	<b>28</b>	<b>16.5</b>

## OFFENSE UNDER HARBS

The Ravens' Top 5 all-time single-game offensive outputs have come during the **John Harbaugh/QB Joe Flacco** Era. In Week 6's win at Tampa Bay, Baltimore posted the ninth-most total net yards in team history (475), a figure that stands as a season high and the seventh most during the Harbaugh/Flacco tenure.

### RAVENS TOP TOTAL NET YARDS (Single-Game History)

Yards	Game/Date	Results
553	9/25/11 at STL	W, 37-7
548	12/13/09 vs. Det.	W, 48-3
533	12/23/12 vs. NYG	W, 33-14
503	9/23/12 vs. NE	W, 31-30
501	9/13/09 vs. KC	W, 38-24

### RAVENS TOP TOTAL YARDS / 2014

10/12 at TB . . . . .	475	W
09/28 vs. Car. . . . .	454	W
11/24 at NO . . . . .	449	W
12/07 at Mia. . . . .	447	W
09/07 vs. Cin. . . . .	423	L
09/21 at Cle. . . . .	377	W
10/19 vs. Atl. . . . .	371	W

## THIRDTASTIC

In Week 4's 38-10 win vs. Carolina, the Ravens set a franchise record by converting 76.9% of their third downs (Baltimore was 10-of-13 on the day). The 76.9 mark ranks as the NFL's third-best single-game figure this season, bested only by New England's 81.8% on 11/16 at Indy & San Diego's 81.8% at Baltimore on 11/30.

### RAVENS THIRD-DOWN CONVERSIONS (Single-Game Franchise Records)

Rk.	Game	Con.-Att.	Pct.
1.	<b>09/28/14 vs. Car.</b>	<b>10-13</b>	<b>76.9*</b>
2.	09/24/00 vs. Cin.	12-17	70.6
3.	<b>11/24/14 at NO</b>	<b>9-13</b>	<b>69.2</b>

\* Ranks as the NFL's third-best single-game mark in 2014.

## RECORD PACE

The Ravens are on pace to record the most points (415) and total yards (5,780) in single-season team history. The current bests are 398 points (2012) and 5,723 yards (1996).

### RAVENS OFFENSIVE OUTPUT (Single-Season History)

TOTAL POINTS		TOTAL NET YARDS	
Year	Points	Year	Yards
2014*	<b>415</b>	2014*	<b>5,780</b>
2012 . . . . .	398	1996 . . . . .	5,723
2003 . . . . .	391	2012 . . . . .	5,640
2009 . . . . .	391	2009 . . . . .	5,619
2008 . . . . .	385	2011 . . . . .	5,419

\* 2014 projected figures

# ALL-TIME RESULTS / TRENDS

## REGULAR SEASON RECORDS

	<u>Overall Record</u>	<u>Home</u>	<u>Away</u>
Overall	167-135-1	105-45-1	62-90
In M&T Bank Stadium (since 1998)	98-37	98-37	n/a
Coached by Ted Marchibroda	16-31-1	11-12-1	5-19
Coached by Brian Billick	80-64	50-22	30-42
Coached by John Harbaugh	71-40	44-11	27-29
vs. AFC Teams	128-107	81-42	47-65
vs. AFC North	44-33	27-11	17-22
vs. AFC Central (1996-2001)	26-28	13-14	13-14
vs. AFC East	19-18	13-5	6-13
vs. AFC South	14-14	10-4	4-10
vs. AFC West	21-14	14-5	7-9
vs. NFC Teams	44-29-1	29-6-1	15-23
vs. NFC North	6-6	5-1	1-5
vs. NFC Central (1996-2001)	3-5	3-1	0-4
vs. NFC East	12-6-1	7-1-1	5-5
vs. NFC South	10-6	5-3	5-3
vs. NFC West	13-6	9-0	4-6
On Monday Night Football - ABC/ESPN	10-9	4-2	6-7
On NBC/ESPN - Sunday Night or Thursday Night	15-13	11-5	4-8
On NFL Network	4-2	3-0	1-2
In Overtime	11-9-1	7-2-1	4-7
Ravens Shutout Wins	10-0	5-0	5-0
In Season Openers	9-10	6-4	3-6
Indoors	6-12	n/a	6-12

**Note:** Baltimore has played in Houston's Reliant/NRG Stadium five times (3-2), Indy's Lucas Oil Stadium twice (0-2) and Dallas' Texas Stadium once (1-0). Three of those games at Reliant Stadium (12/13/10, 10/21/12 & 12/21/14) came when the roof was closed, meaning those games were "indoors," while the other games listed are considered "outdoors" due to open roofs.

In August	0-1	0-1	0-0
In September	40-25	27-6	13-19
In October	32-39	18-14	14-25
In November	47-35-1	27-11-1	20-24
In December	43-33	30-13	13-20
In January	5-2	3-0	2-2

## RAVENS REGULAR SEASON TRENDS

<u>Team</u>	<u>Since 2000</u>	<u>Since 2008</u>	<u>2014</u>	<u>Offense</u>	<u>Since 2000</u>	<u>Since 2008</u>	<u>2014</u>
Record	143-96	71-40	9-6	Scoring 20 or more points	109-30	58-15	9-3
vs. AFC North (since 2002)	44-33	26-15	2-3	Scoring 30 or more points	50-4	30-2	3-1
vs. AFC	106-74	52-31	5-6	Having 20 or more first downs	62-33	40-14	7-3
vs. NFC	37-22	19-9	4-0	Totaling 350 or more net yards	63-26	38-11	6-2
Home	90-29	44-11	5-2	At least 35 minutes time of poss.	37-5	17-3	1-0
Away	53-67	27-29	4-4	Rushing for 150 or more yards	49-12	24-4	6-0
On grass	58-51	20-15	3-2	When not throwing an INT	82-14	44-7	6-1
Artificial turf	85-45	51-25	6-4	With a 100-yard rusher	49-18	21-5	3-1
Outdoors	138-87	65-35	8-5	Without a 100-yard rusher	94-78	50-35	6-5
Indoors	5-9	4-4	1-1	With a 100-yard receiver	32-15	19-8	3-1
September	32-18	17-7	3-1	Without a 100-yard receiver	111-81	52-32	6-5
October	29-28	13-12	2-2	With a 300-yard passer	17-11	14-6	2-2
November	42-23	22-9	2-2	Without a 300-yard passer	126-85	57-34	7-4
December	35-26	16-12	2-1	<u>Defense</u>	<u>Since 2000</u>	<u>Since 2008</u>	<u>2014</u>
January	5-1	3-0	0-0	When scoring a defensive TD	37-5	14-2	1-0
Leading at halftime	112-17	57-11	5-1	When returning an INT for a TD	31-2	13-1	1-0
Trailing at halftime	23-68	10-26	3-5	When returning a fumble for a TD	7-3	2-1	0-0
Tied at halftime	8-11	4-3	1-0	Recording 3 or more sacks	77-28	31-14	6-1
Tied after 3 quarters	3-6	1-2	0-0	Holding opp. under 250 net yards	41-4	25-4	3-0
Leading After 3 quarters	123-13	65-11	8-1	Holding opp. under 21 points	113-32	56-11	7-1
Trailing after 3 quarters	18-76	5-30	1-5	Holding opp. under 15 points	92-14	44-4	6-0
Decided by 7 points or less	57-51	26-27	2-4	Allowing a 100-yard rusher	13-19	6-8	0-0
Decided by 3 points or less	33-31	17-17	1-3	Not allowing a 100-yard rusher	129-78	65-32	9-6
When scoring first	96-27	51-12	7-2	Allowing a 100-yard receiver	30-31	13-15	1-4
When not scoring first	47-69	20-28	2-4	Not allowing a 100-yard receiver	114-64	58-25	8-2
Positive or even turnover ratio	120-30	56-17	6-3	Allowing a 300-yard passer	21-17	13-9	2-4
Negative turnover ratio	23-67	15-23	3-3	Not allowing a 300-yard passer	121-79	58-31	7-2
Winning penalty ratio	66-40	35-14	4-2				
Losing penalty ratio	67-48	30-20	5-3				
Overtime	8-7	5-4	0-0				
When returning a KOR for a TD	5-2	5-1	0-1				
When returning a PR for a TD	7-2	3-0	0-0				

# RAVENS PLAYER NOTES

## JOE COOL



In Week 6's 48-17 win at Tampa Bay, QB Joe Flacco tied a franchise record by throwing 5 TD passes (all occurring in the first 16:03 of the game). Flacco became the fastest QB in NFL history to throw 5 scores in a game. This season, the seven-year veteran is 322-of-519 for 3,674 yards, 25 TDs and 12 INTs.

### RAVENS ALL-TIME PASSING LEADERS (Franchise History)

Rk.	Player	G	Att	Cmp	Pct	Yards	TD	INT	Rate
1.	Joe Flacco	111	3,622	2,191	60.5	25,219	146	90	84.6
2.	Kyle Boller	53	1,311	746	56.9	7,846	45	44	71.9
3.	V. Testaverde	29	1,019	596	58.5	7,148	51	34	82.8

## JOE SEEKS CAREER HIGHS

QB Joe Flacco is having a career season. Flacco (25 TD passes in 2014 and 2010) needs 1 more to set a career high. With 3,674 passing yards, he also needs 326 more to hit the 4,000 milestone for the first time in his career and second time in Ravens single-season history (Vinny Testaverde had 4,177 in 1996).

## BIG VS. THE BROWNS

QB Joe Flacco (.923 winning percentage vs. Cle. at 12-1) owns the best record by an active QB vs. a particular team (min. 10 starts).

### BEST WINNING PCT. BY A QB VS. ONE TEAM (Active Quarterbacks)

Rk.	Player	Opponent	Record (Pct.)
1.	Joe Flacco (Bal.)	Cleveland	12-1 (.923)
2.	Tom Brady (NE)	Buffalo	23-2 (.920)
3.	Peyton Manning	Kansas City	11-1 (.917)

## FLACCO HOT AT HOME

QB Joe Flacco has been stout at M&T Bank Stadium over the past four-plus seasons, helping lead the Ravens to a 32-7 record.

### JOE FLACCO AT HOME / SINCE 2010

Player (Record)	Att	Cmp	Pct	Yards	TD	INT	Rate
Joe Flacco (32-7)	1,264	776	61.4	9,611	60	24	92.8

## RAVENS RECORDS

QB Joe Flacco has also posted three of the Top 4 passing games and five of the Top 6 passing seasons in team history.

### RAVENS SINGLE-GAME PASSING YARDS

Yards	Player	Opp./Date
429	Vinny Testaverde	vs. STL, 10/27/96
389	Joe Flacco	at STL, 9/25/11
385	Joe Flacco	at Min., 10/18/09
382	Joe Flacco	vs. NE, 9/23/12

### RAVENS SINGLE-SEASON PASSING YARDS

Rk.	Player (Year)	Cmp-Att	Pct.	Yards	TD	INT	Rate
1.	V. Testaverde ('96)	325-549	59.2	4,177	33	19	88.7
2.	Joe Flacco ('13)	362-614	59.0	3,912	19	22	73.1
3.	Joe Flacco ('14)	322-519	62.0	3,674	25	12	89.7
4.	Joe Flacco ('12)	317-531	59.7	3,817	22	10	87.7
5.	Joe Flacco ('10)	306-489	62.6	3,622	25	10	93.6

#### QB Rating Quick Hits:

• Flacco owns a franchise-record 38 100-plus single-game QB ratings, including 6 this season (3 on the road and 3 at home).

## FLACCO #WINNING

• Joe Flacco's 71 regular season wins are third most (behind T. Brady - 74 & P. Manning - 73) among starting QBs since 2008.

• Flacco has 44 career regular season wins at home, second to Tom Brady (45) for the most among starting QBs since Flacco entered the league in 2008.

• Flacco is 32-7 in home games dating back to 2010.

• Baltimore is 33-5 when Flacco produces at least a 100.0 passer rating.

• Baltimore is 21-3 when Flacco is at 110.0 or better.

• Flacco's 62 regular season wins from 2008-13 are the most by a starting QB in his *first six seasons* in NFL history.

### MOST TOTAL WINS BY QBs (Includes Playoffs / Since 2008)

Rk.	Player	Record
1.	Joe Flacco	80-44
2.	Tom Brady	78-27
3.	Peyton Manning	77-27
4.	Drew Brees	74-44
	Aaron Rodgers	74-37

### MOST CONSECUTIVE STARTS BY QUARTERBACKS (Active Streaks / Regular Season)

Rk.	Player	Starts
1.	Eli Manning	166
2.	Philip Rivers	143
3.	Joe Flacco	111

### MOST REG. SEASON WINS BY QUARTERBACKS (First Six Seasons / NFL History)

Rk.	Player	Wins
1.	Joe Flacco (2008-13)	62
2.	Matt Ryan (2008-13)	61
3.	Ben Roethlisberger (2004-09)	60
4.	Tom Brady (2000-05)	58

## SUPER BOWL MVP

Super Bowl XLVII MVP QB Joe Flacco was masterful during the Ravens' 2012 playoff run, completing 73 of 126 passes for 1,140 yards, 11 TDs and 0 INTs to produce a 117.2 passer rating. Flacco joined Hall of Fame QB Joe Montana (1989) as the only players to produce 11 TDs and 0 INTs during an NFL postseason.

### JOE FLACCO STATISTICS / 2012 PLAYOFFS

Game (Opp./Rd.)	Cmp-Att	Pct.	Yards	TD	INT	Rate
1/06/13 vs. Ind. (WC)	12-23	52.2	282	2	0	125.6
1/12/13 at Den. (Div.)	18-34	52.9	331	3	0	116.2
1/20/13 at NE (AFC)	21-36	58.3	240	3	0	106.3
2/03/13 at SF (SB)	22-33	66.6	287	3	0	124.2
<b>Totals (Record: 4-0)</b>	<b>73-126</b>	<b>57.9</b>	<b>1,140</b>	<b>11</b>	<b>0</b>	<b>117.2</b>

#### Flacco Quick Hits:

• In his final six games of 2012 (including playoffs and dating back to 12/23 of the regular season), Flacco was 102-of-170 for 1,483 yards, 13 TDs and 0 INTs, producing a 113.9 passer rating.

• Flacco, Joe Montana (1989) and Kurt Warner (2008) are the only QBs in NFL history to throw 11 TDs in a single postseason. Neither Flacco nor Montana threw an INT in their postseasons.

• In the Ravens' last eight playoff games (since the 2010 season), Flacco is 150-of-253 for 2,012 yards, 18 TDs and 2 INTs (105.0 rating).

## NFL POSTSEASON RECORDS

### PASSING YARDS

#### (Single-Season Playoff History)

1.	Eli Manning (2011)	1,219
2.	Kurt Warner (2008)	1,147
3.	Joe Flacco (2012)	1,140

### PASSING FIRST DOWNS

#### (Single-Season Playoff History)

1.	Eli Manning (2011)	61
2.	Peyton Manning (2006)	55
3.	Joe Flacco (2012)	53
	Aaron Rodgers (2010)	53

### PASSING TOUCHDOWNS

#### (Single-Season Playoff History)

1.	Joe Flacco (2012)	11
	Joe Montana (1989)	11
	Kurt Warner (2008)	11

### PASSER RATING (Min. 80 Att.)

#### (Single-Season Playoff History)

1.	Joe Montana (1989)	146.4
2.	Troy Aikman (1992)	126.4
3.	Joe Flacco (2012)	117.2
	Steve Young (1994)	117.2

# RAVENS PLAYER NOTES

## 2014 AIR RANKS

### PASSING YARDS (2014 Season)

1. Drew Brees . . . . .	4,671
2. Ben Roethlisberger . . . . .	4,635
3. Andrew Luck . . . . .	4,601
4. Peyton Manning . . . . .	4,454
5. Matt Ryan . . . . .	4,434
6. Aaron Rodgers . . . . .	4,155
7. Matthew Stafford . . . . .	4,040
8. Tom Brady . . . . .	4,029
9. Philip Rivers . . . . .	3,995
10. Eli Manning . . . . .	3,981
11. Ryan Tannehill . . . . .	3,786
12. Joe Flacco . . . . .	3,674

### PASSING TOUCHDOWNS (2014 Season)

1. Peyton Manning . . . . .	39
2. Andrew Luck . . . . .	38
3. Aaron Rodgers . . . . .	36
4. Tom Brady . . . . .	33
5. Drew Brees . . . . .	32
Tony Romo . . . . .	32
7. Philip Rivers . . . . .	31
8. Ben Roethlisberger . . . . .	30
9. Eli Manning . . . . .	29
10. Jay Cutler . . . . .	28
Matt Ryan . . . . .	28
12. Ryan Tannehill . . . . .	26
13. Joe Flacco . . . . .	25

## “O” RECORDS SET IN WEEK 6

The Ravens' 48-17 victory at Tampa in Week 6 was a record-breaking (or tying) offensive affair. Here are the notable franchise marks from the game:

- **Points in a Road Game:** 48 – Ravens record
- **First-Half Points:** 38 – Ravens record
- **First-Quarter Points:** 28 – Ravens record
- **Points in a Quarter on Road:** 28 (first quarter) – Ravens record
- **Passer Rating:** 146.0, Joe Flacco – Ravens record
- **Passing TDs in a Quarter:** 4 (first quarter), Joe Flacco – Ravens record
- **First Quarter Passing TDs:** 4, Joe Flacco – *ties NFL record*
- **Passing TDs:** 5, Joe Flacco – Ravens record (tied Tony Banks, 9/10/00 vs. Jax.)
- **Total Points in a Half:** 38 (first half) – Ravens 2nd most
- **Total Points:** 48 – Ravens 2nd most (tied with two other occasions)
- **Total TDs:** 6 – Ravens 2nd most (tied with two other occasions)



## LEADER OF THE 300s

**QB Joe Flacco** owns a team-record 20 300-yard passing games, including four this season (vs. Cin., vs. Car., at TB and at Pit.).

### 300-YARD PASSING GAMES (Ravens Single Season)

1. Joe Flacco (2012) . . . . .	5
V. Testaverde (1996) . . . . .	5
3. Joe Flacco (2014) . . . . .	4
Joe Flacco (2011) . . . . .	4
5. Joe Flacco (2013) . . . . .	3
Joe Flacco (2009) . . . . .	3

### 300-YARD PASSING GAMES (Ravens History)

1. Joe Flacco (2008-14) . . . . .	20
2. V. Testaverde (1996-97) . . . . .	8
3. Steve McNair (2006-07) . . . . .	2
Jeff Blake (2002) . . . . .	2
Eric Zeier (1996-97) . . . . .	2

## FASTEST TO FIVE

**QB Joe Flacco** threw 5 TD passes in Week 6's 48-17 win at TB, becoming the fastest QB since the 1970 AFL-NFL merger to reach the 5-passing TD mark in a game. Flacco more than doubled the next quickest time, set by Ben Roethlisberger in 2007. (Source: Elias Sports Bureau)

### FASTEST QUARTERBACKS TO REACH 5 TDs IN GAME (Since 1970 Merger)

Quarterback	Time	Date/Game
Joe Flacco (Bal.)	16:03	10/12/14 at TB
Ben Roethlisberger (Pit.)	28:09	11/5/07 vs. Bal.
Donovan McNabb (Phi.)	28:12	12/5/04 vs. GB
Tommy Kramer (Min.)	28:55	9/28/86 vs. GB
Peyton Manning (Ind.)	29:03	9/26/04 vs. GB

## FLACCO TRENDS

Here are Baltimore's regular season records since 2008 when **QB Joe Flacco** hits a certain milestone or plays in a particular game:

With 300 passing yards . . . . .	14-6	On Grass . . . . .	20-15
With 3-or-more TD passes . . . . .	11-2	vs. AFC North . . . . .	26-15
When not throwing an INT . . . . .	45-8	vs. AFC . . . . .	52-31
With at least 4 comps. of 25+ yards . . . . .	9-3	vs. NFC . . . . .	19-9
With at least a 100 QB rating . . . . .	33-5	In September . . . . .	17-7
With at least a 110 QB rating . . . . .	21-3	In October . . . . .	13-12
When not sacked . . . . .	14-3	In November . . . . .	22-9
Playing in < 40 degree weather . . . . .	10-5	In December/January . . . . .	19-12
On Turf . . . . .	51-25	In season's final four games . . . . .	18-9

### More about the 5-TD performance at Tampa Bay:

- Flacco became the first NFL QB since Tommy Kramer (in 1986) to throw 4 TDs in a first quarter
- Flacco's 4 passing TDs in the first quarter are the most in *any* quarter in Ravens franchise history.
- Flacco's 5 total passing TDs tie (Tony Banks, 9/10/00 vs. Jax) for the most in Ravens single-game history.
- Flacco's 146.0 passer rating set a franchise record and is the NFL's 10th-best mark in 2014. He was 21-of-29 (72.4%) for 306 yards and 0 INTs.
- Flacco connected with four different receivers on his 5 TDs (**Torrey Smith - 2, Kamar Aiken, Michael Campanaro and Steve Smith Sr.**).

## FLACCO COMEBACK WINS: 20 (18 REGULAR SEASON, 2 PLAYOFFS)

### GAME-WINNING DRIVES IN FOURTH QUARTER OR OVERTIME (20 TOTAL)

Date/Opp.	Drive Length	Scoring Play	Time Left	Score
11/2/08 at Cle.	5 plays, 59 yards in 1:54	Stover 22-yard field goal	5:36	30-27
1/10/09 at Ten. (Div.)	9 plays, 51 yards in 3:30	Stover 43-yard field goal	0:53	13-10
9/13/09 vs. KC	8 plays, 74 yards in 3:15	Clayton 31-yard pass from Flacco	2:06	38-24
11/29/09 vs. Pit.	6 plays, 17 yards in 3:23	Cundiff 29-yard field goal	6:42 (OT)	20-17
9/26/10 vs. Cle.	10 plays, 69 yards in 5:41	Boldin 27-yard pass from Flacco	9:13	21-17
10/3/10 at Pit.	4 plays, 40 yards in 0:36	Houshmandzadeh 18-yard pass from Flacco	0:32	17-14
10/24/10 vs. Buf.	4 plays, 9 yards in 1:58	Cundiff 38-yard field goal	10:54 (OT)	37-34
12/19/10 vs. NO	5 plays, 66 yards in 1:31	Cundiff 32-yard field goal	10:03	27-24 (30-24 final)
10/30/11 vs. Ari.	5 plays, 37 yards in 0:52	Cundiff 25-yard field goal	0:00	30-27
11/6/11 at Pit.	13 plays, 92 yards in 2:16	T. Smith 26-yard pass from Flacco	0:08	23-20
11/24/11 vs. SF	16 plays, 76 yards in 7:34	Pitta 8-yard pass from Flacco	14:56	13-6 (16-6 final)
9/23/12 vs. NE	7 plays, 70 yards in 1:55	Tucker 27-yard field goal	0:00	31-30
11/04/12 at Cle.	9 plays, 81 yards in 4:22	T. Smith 19-yard pass from Flacco	4:26	22-15 (25-15 final)
11/25/12 at SD	12 plays, 40 yards in 3:09	Tucker 38-yard field goal	0:00	13-13
	12 plays, 69 yards in 3:49	Tucker 38-yard field goal	1:07 (OT)	16-13
1/12/13 at Den. (Div.)	3 plays, 77 yards in :38	J. Jones 70-yard pass from Flacco	0:31	35-35
	6 plays, 16 yards in 2:33	Tucker 47-yard field goal	13:18 (2OT)	38-35
10/06/13 at Mia.	7 plays, 34 yards in 2:25	Tucker 44-yard field goal	1:42	26-23
11/10/13 vs. Cin.	8 plays, 28 yards in 4:34	Tucker 46-yard field goal	5:27 (OT)	20-17
12/8/13 vs. Min.	5 plays, 80 yards in 0:41	M. Brown 9-yard pass from Flacco	0:04	29-26
12/16/13 at Det.	7 plays, 24 yards in 1:43	Tucker 61-yard field goal	0:38	18-16
09/21/14 at Cle.	6 plays, 37 yards in 1:58	Tucker 32-yard field goal	0:00	23-21

# RAVENS PLAYER NOTES

## DEEP THREAT



**WR Torrey Smith** ranks first in Ravens franchise history in yards-per-catch average, posting a 16.8 mark over the four seasons in which he's caught 209 passes for 3,508 yards and 29 TDs (including a team-high 10 in 2014). Dating back to his rookie campaign (2011), Smith's 16.8 average ranks fifth in the NFL.

### ACTIVE NFL AVERAGE YARDS-PER-CATCH LEADERS (Since 2011)

Rk.	Player	Rec.	Yards	Avg.	LG	TD
1.	Malcom Floyd	154	2,646	17.2	59	16
2.	Josh Gordon	161	2,754	17.1	95t	14
	DeSean Jackson	239	4,076	17.1	81t	20
4.	Vincent Jackson	279	4,705	16.9	95	26
5.	<b>Torrey Smith</b>	<b>209</b>	<b>3,508</b>	<b>16.8</b>	<b>74t</b>	<b>29</b>

## 10 AND COUNTING

**WR Torrey Smith** has a team-best 10 receiving TDs this season, setting a career high. Smith has 9 TDs over his past 10 games, tying for the NFL's fourth-most receiving scores since Oct. 12. His 10 TDs also rank second in franchise single-season history.

### RECEIVING TOUCHDOWNS (Since Week 6 / Past 10 Games)

Player (Team)	TDs
Odell Beckham Jr. (NYG)	10
Dez Bryant (Dal.)	10
Mike Evans (TB)	10
<b>Torrey Smith (Bal.)</b>	<b>9</b>
Jordy Nelson (GB)	9
Emmanuel Sanders (Den.)	9

### RAVENS RECEIVING TDs (Single-Season Records)

1. Michael Jackson (1996) . . . . . 14
<b>2. Torrey Smith (2014) . . . . . 10</b>
3. Derrick Alexander (1996) . . . . . 9
Derrick Alexander (1997) . . . . . 9
5. Torrey Smith (2012) . . . . . 8

## SMITH WAS SCINTILLATING

**WR Torrey Smith** excelled in 2013. With 6 receptions for 121 yards in Week 5 at Miami, Smith became the first Raven since Qadry Ismail in 1999 to post back-to-back 100-yard receiving games. (Ismail had three straight that year.)

- In 2013's Week 15 at Det., Smith (now 43) moved past Derrick Mason (35) for the franchise record in receptions of 25-or-more yards.
- Smith had 13 catches gaining 25-plus yards in 2013, just 1 shy of the franchise single-season record set by WR Michael Jackson (14) in 1996.
- Smith's 1,128 receiving yards in 2013 were the second most in Ravens single-season franchise history (Jackson – 1,201 in 1996).

## TORREY'S COURAGEOUS NIGHT

**WR Torrey Smith** played in the 2012 Week 3 Sunday night victory over New England after his brother, 19-year-old Tevin Jones, passed away in a motorcycle accident that morning. Smith posted 6 catches for 127 yards and 2 TDs in the come-from-behind win, producing the third 100-yard game of his young career.

## SMITH BIG IN SUPER BOWL RUN

In the 2012 thrilling, double-overtime Divisional Playoff win at Denver (38-35 on 1/12/13), **WR Torrey Smith** caught 59-yard and 32-yard TD passes, helping mark the first game in NFL playoff history that a QB (**Joe Flacco**) threw 2 TDs of 59-plus yards (the other being to **WR Jacoby Jones** on a 70-yarder). In the 2012 postseason, Smith recorded a 21.2 yards-per-catch average, reeling in 11 passes for 233 yards.

## SERIOUS SCORING THREAT

No doubt, **WR Torrey Smith** is a big-play threat. The fourth-year wideout has 29 career TD catches (including a team- and career-high 10 in 2014). Those career scoring strikes have gained 653 yards for an average of 22.5 yards per touchdown. Here is a breakdown of Smith's career touchdowns:

### TORREY SMITH'S CAREER TOUCHDOWNS (29)

#### Yards Per TD

653 yards on 29 TDs = 22.5-yard scoring average

#### TD Distance Breakdown

1-9 yards: 8	10-19 yards: 7	20-29 yards: 6
30-39 yards: 5	40-49 yards: 2	50+ yards: 1

### MOST RECEIVING YARDS (RAVENS SINGLE-GAME HISTORY)

Yds.	Player/Game (Catches)
258	Qadry Ismail @ Pit., 12/12/99 (6 rec.)
198	Derrick Alexander vs. Pit., 12/1/96 (7 rec.)
<b>166</b>	<b>Torrey Smith at Buf., 9/29/13 (5 rec.)</b>
<b>165</b>	<b>Torrey Smith vs. Cin., 11/20/11 (6 rec.)</b>
164	Mark Clayton @ Cin., 11/30/08 (5 rec.)
<b>152</b>	<b>Torrey Smith at STL, 9/25/11 (5 rec.)</b>

### 25+ YARD CATCHES (SINCE 2011)

Rk.	Player	No.
1.	Demaryius Thomas	56
2.	Calvin Johnson	55
3.	Jordy Nelson	53
4.	DeSean Jackson	50
5.	Vincent Jackson	49
6.	Dez Bryant	47
7.	A.J. Green	44
8.	<b>Torrey Smith</b>	<b>43</b>

## SMITH IN FINE COMPANY

**WR Torrey Smith** ranks third in Ravens history with 3,508 receiving yards. Impressively, he has posted that total on just 209 catches, producing a franchise-record 16.8 yards-per-catch average.

### RAVENS CAREER RECEIVING YARDS LEADERS

Rk.	Player	Rec.	Yards	Avg.	LG	TD
1.	Derrick Mason	471	5,777	12.3	79t	29
2.	Todd Heap	467	5,492	11.8	65t	41
3.	<b>Torrey Smith</b>	<b>209</b>	<b>3,508</b>	<b>16.8</b>	<b>74t</b>	<b>29</b>

## SMITH NEARS TEAM RECORD

**WR Torrey Smith's** 1,128 receiving yards (on 65 catches) in 2013 rank second in Ravens single-season history. Smith was just shy of the team mark set by Michael Jackson (1,201 on 76 catches) in 1996.

### MOST RECEIVING YARDS (Ravens Single-Season History)

Yards	Catches	Player (Season)
1,201	76	Michael Jackson (1996)
<b>1,128</b>	<b>65</b>	<b>Torrey Smith (2013)</b>
1,105	68	Qadry Ismail (1999)
1,099	62	Derrick Alexander (1996)

## IMPRESSIVE SINCE DAY ONE

In 2011's Week 11 game vs. Cin., **WR Torrey Smith** set a Ravens' single-season and single-game record for receiving yards by a rookie, totaling 165 yards on 6 catches (27.5 avg.). In 2011, he had 50 catches for 841 yards and a Ravens' rookie-record 7 TDs.

### Smith Quick Hits:

- Smith's 26-yard TD catch with 8 seconds remaining in 2011's Week 9 at Pit. capped a 92-yard drive and sealed the Ravens' 23-20 win.
- Impressively, 5 of his 7 TD receptions in 2011 covered at least 25 yards (74, 41, 38, 36, 26, 18 and 8 yards), and he averaged a sensational 34.4 yards-per-TD catch.
- Never before has a Ravens' wideout registered dual 150-yard receiving games in a season (165 vs. Cin. and 152 at STL). Smith also posted the Top 2 receiving yards outputs by a rookie in the NFL in 2011.

# RAVENS PLAYER NOTES

## SEVEN FOR STEVE



In his 14th NFL campaign, **WR Steve Smith Sr.** is adding to an already illustrious career while playing his first season in Baltimore. The five-time Pro Bowler has recorded seven 1,000-yard campaigns dating back to 2001, which ties for the second-highest active total in the league.

### MULTIPLE SEASONS WITH 1,000 RECEIVING YARDS (Active NFL Wide Receivers)

Rk.	Player (Team)	Seasons
1.	Reggie Wayne (Ind.)	8
2.	<b>Steve Smith Sr. (Bal.)</b>	<b>7</b>
	Andre Johnson (Hou.)	7
	Brandon Marshall (Chi.)	7
5.	Anquan Boldin (SF)	6
	Marques Colston (NO)	6
	Larry Fitzgerald (Ari.)	6
	Calvin Johnson (Det.)	6
	Roddy White (Atl.)	6

## AERIAL ACCLAIM

**WR Steve Smith Sr.** ranks 15th all-time in NFL receiving yards, producing 13,172 during his career. That mark also currently places third among active NFL WRs.

Rk.	Player (Years)	Rec.	Yards	TDs
10.	Cris Carter (1987-2002)	1,101	13,899	130
11.	Henry Ellard (1983-98)	814	13,777	65
12.	Andre Johnson (2003-14)*	1,002	13,463	63
13.	Torry Holt (1999-2009)	920	13,382	74
14.	Andre Reed (1985-2000)	951	13,198	87
15.	<b>Steve Smith Sr. (2001-14)*</b>	<b>907</b>	<b>13,172</b>	<b>73</b>
16.	Steve Largent (1976-89)	819	13,089	100
17.	Irving Fryar (1984-2000)	851	12,785	84
18.	Art Monk (1980-95)	940	12,721	68

\* Active players

## BUYING IN BULK

**WR Steve Smith Sr.** ranks second among active WRs with 47 career 100-yard receiving games (and ties for seventh in NFL history).

### CAREER 100-YARD RECEIVING GAMES / NFL HISTORY

Rk.	Player (Career)	Total
1.	Jerry Rice (1985-2006)	76
2.	Randy Moss (1998-2010, 2012)	64
3.	Marvin Harrison (1996-2008)	59
4.	Terrell Owens (1996-2011)	51
5.	Andre Johnson (2003-14)*	50
	Don Maynard (1958-73)	50
7.	<b>Steve Smith Sr. (2001-14)*</b>	<b>47</b>
	Torry Holt (1999-2009)	47
	Michael Irvin (1988-99)	47
10.	Jimmy Smith (1992-2005)	46
11.	Isaac Bruce (1994-2009)	45
12.	Tim Brown (1988-2004)	43
	James Lofton (1978-93)	43
	Reggie Wayne (2001-14)*	43

### Smith Sr. 100 Quick Hit:

• Smith Sr. has 4 100-yard receiving games in 2014, posting a team-best 975 yards on 71 catches (he has 6 TDs, too, second for the Ravens). Smith Sr.'s 4 100-yard receiving games tie Mark Clayton (2006) & Michael Jackson (1996) for the most in a Ravens' single season.

## THE EXTRA MILE

**WR Steve Smith Sr.** leads all active NFL passing targets with 129-career 25-plus-yard catches. Smith Sr. bodes well in that category over the past 20 years, too, ranking fifth overall. With his 56-yard TD reception in Week 6's win at Tampa Bay, Smith Sr. now has 30-career catches of 50-or-more yards, also the most among active players. Of those 30, 18 have produced TDs.

### 25-PLUS-YARD RECEPTION LEADERS

(Active NFL WRs)		(NFL WRs / Since 1995)			
Rk.	Players	Rec.	Rk.	Players	Rec.
1.	<b>Steve Smith Sr.</b>	<b>129</b>	1.	Randy Moss	161
2.	Reggie Wayne	110	2.	Terrell Owens	158
3.	Andre Johnson	104	3.	Isaac Bruce	137
4.	Larry Fitzgerald	101	4.	Marvin Harrison	134
5.	Anquan Boldin	97	5.	<b>Steve Smith Sr.</b>	<b>129</b>

## TOP 5 SINCE '05

**WR Steve Smith Sr.** has posted the NFL's fourth-most receiving yards (10,976) dating back to the 2005 campaign. During that time, he's also tallied 749 receptions (which rank 10th most) and 63 TDs.

### NFL RECEIVING YARDS LEADERS

(Since 2005)						
Rk.	Player	Rec.	Yards	Avg.	LG	TDs
1.	Andre Johnson	857	11,345	13.2	77t	53
2.	Larry Fitzgerald	849	11,342	13.4	80t	81
3.	Reggie Wayne	847	11,145	13.2	66t	59
4.	<b>Steve Smith Sr.</b>	<b>749</b>	<b>10,976</b>	<b>14.7</b>	<b>80t</b>	<b>63</b>

## STILL GOING LONG

In **WR Steve Smith Sr.**'s debut as a Raven (Sept. 7 vs. Cin.), he posted an 80-yard TD catch that tied a career high (10/16/05 at Det.). The long bomb also ranks as the fifth-longest passing play in Ravens history and the fourth-longest TD reception.

### RAVENS LONGEST RECEPTIONS / FRANCHISE HISTORY

Yards	Player	Game/Opponent
92	Derrick Alexander	12/7/97 vs. Sea.
87t	Mark Clayton	12/10/06 at KC
86t	Michael Jackson	12/22/96 vs. Hou.
83t	Derrick Alexander	12/21/97 at Cin.
<b>80t</b>	<b>Steve Smith Sr.</b>	<b>9/7/14 vs. Cin.</b>

### Big Strike Quick Hit - NFL History:

• Smith Sr. has TD catches of 80, 61 and 56 yards in 2014, becoming the fourth player in NFL history with 3 TD catches of 50+ yards in a season at age 35-plus. He joins James Lofton (1991), Jerry Rice (1998) and Joey Galloway (2007) in the select group.

## ACTIVE TD LEADERS




### ACTIVE TOUCHDOWN LEADERS

Rk.	Player	Total TDs
1.	Antonio Gates	99
2.	Adrian Peterson	91
3.	Larry Fitzgerald	89
4.	Reggie Wayne	82
5.	<b>Steve Smith Sr.</b>	<b>81</b>
	Maurice Jones-Drew	81

**Note:** Smith Sr. has 73 receiving (including 6 in 2014), 2 rushing, 4 PR and 2 KOR scores during his career.

# RAVENS PLAYER NOTES

## T-SIZZLE



**OLB Terrell Suggs**, the 2011 Defensive Player of the Year, owns a franchise-record 105.5 sacks. In Week 15 vs. Jacksonville, Suggs posted his fifth-straight game with a sack, tying a franchise mark he (2013), Paul Kruger (2012) and Adalius Thomas (2005 & 2006) hold. Suggs has 11 sacks this season, producing the sixth double-digit sack campaign of his 12-year career.

### RAVENS ALL-TIME SACKS (Career Leaders)

Rk.	Player (Years)	Sacks
1.	<b>Terrell Suggs (2003-present)</b>	<b>105.5</b>
2.	Peter Boulware (1997-2005)	70.0
3.	Michael McCrary (1997-2002)	51.0
4.	Ray Lewis (1996-2012)	41.5

### RAVENS ALL-TIME TACKLES (Career Leaders)

Rk.	Player (Years)	Tackles
1.	Ray Lewis (1996-2012)	2,643
2.	<b>Terrell Suggs (2003-present)</b>	<b>820</b>
3.	Kelly Gregg (2001-2010)	721

### SUGGS' CAREER SACKS (Most vs. a Single Team)

1. Cleveland Browns . . . . .15
2. Pittsburgh Steelers. . . . .14.5
3. Cincinnati Bengals . . . . .8.5  
Miami Dolphins . . . . .8.5
5. Houston Texans . . . . .6

**Note:** Including playoffs, Suggs has totaled 19.5 sacks vs. Pittsburgh.

### RAVENS SACKS LEADERS (Single-Season Records)

1. **Elvis Dumervil (2014)** . . . . . 17
2. Peter Boulware (2001) . . . . . 15
3. Michael McCrary (1998) . . . . . 14.5
4. **Terrell Suggs (2011)** . . . . . 14
5. Trevor Pryce (2006) . . . . . 13
6. **Terrell Suggs (2003)** . . . . . 12

## HOT OFF THE EDGE

**OLB Terrell Suggs'** 105.5 sacks rank seventh among active players, while his 751 yards lost also stand seventh. Suggs had a team-, career- and AFC-high 14 sacks in 2011 and had an impressive 10 QB drops during the 2013 campaign. (He owns 11 in 2014.)

### NFL SACKS LEADERS / ACTIVE PLAYERS

Rk.	Player	Sacks	Yards
1.	Jared Allen	134.0	838.5
2.	John Abraham	133.5	882.0
3.	DeMarcus Ware	127.0	803.5
4.	Julius Peppers	125.5	769.0
5.	Robert Mathis	111.0	777.5
6.	Dwight Freeney	110.5	817.5
7.	<b>Terrell Suggs</b>	<b>105.5</b>	<b>751.0</b>
8.	<b>Elvis Dumervil</b>	<b>90.0</b>	<b>580.0</b>
	Mario Williams	90.0	522.5

### Suggs Quick Hits:

- The Ravens are 62-24 all time when Suggs records at least a half-sack. Baltimore is 15-1 when he tallies 2 or more sacks and 5-0 when he posts 3 sacks.
- Suggs has 11 sacks this season, 1 of which produced a safety in the Week 7 win over Atlanta. Suggs' safety is the eighth in franchise history and first since 2008.

### RAVENS FORCED FUMBLES (Career Leaders)

1. **Terrell Suggs** . . . . . 29
2. Ray Lewis . . . . . 20
3. Adalius Thomas . . . . . 15

### RAVENS FUMBLE RECOVERIES (Career Leaders)

1. Ray Lewis . . . . . 20
2. **Terrell Suggs** . . . . . 12
3. Ed Reed . . . . . 10

## SACKS OF 'DOOM'



In 2013, the Ravens signed free agent **OLB Elvis Dumervil**, who spent his first seven seasons with Denver. Dumervil has totaled 325 tackles (233 solo), 90 sacks, 21 FFs, 10 FRs, 1 INT and 15 passes defended in his career. He has a team-high (and single-season franchise record) 17 QB drops in 2014, which also rank third in the NFL. Since entering the NFL in 2006, Doom's 90 sacks tie (Mario Williams) for third among active players.

### NFL ACTIVE SACKS LEADERS (Since 2006)

Rk.	Player	Sacks	Yards
1.	DeMarcus Ware	119.0	756.5
2.	Jared Allen	114.0	726.5
3.	<b>Elvis Dumervil</b>	<b>90.0</b>	<b>580.0</b>
	Mario Williams	90.0	522.5

## ELVIS DOMINATES

Ravens **OLB Elvis Dumervil** has played remarkably well this season. "Doom" ranks third in the NFL in sacks (17) and, through 15 games, has already set the Ravens' single-season sacks record. Over the past two seasons, he has registered 26.5 QB drops, a mark that ties for fourth in the NFL. Impressively, Dumervil is on pace to record 18 sacks, which would break his career high of 17 from the 2009 campaign.

### NFL SACKS LEADERS (2014 Season)

1. Justin Houston (KC) . . . . . 18
2. J.J. Watt (Hou.) . . . . . 17.5
3. **Elvis Dumervil (Bal.)** . . . . . 17
4. Connor Barwin (Phi.) . . . . . 14.5

### RAVENS SACKS LEADERS (Single-Season Records)

1. **Elvis Dumervil (2014)** . . . . . 17
2. Peter Boulware (2001) . . . . . 15
3. Michael McCrary (1998) . . . . . 14.5
4. **Terrell Suggs (2011)** . . . . . 14

## DUAL SACKS FOR DUMERVIL

Though he missed the 2010 campaign due to injury (torn pectoral), **OLB Elvis Dumervil's** 29 games with at least 1.5 sacks are tied for the NFL's second most since 2006. (He has 7 such games in 2014.)

### MULTIPLE-SACK (1.5 OR MORE) GAMES (Since 2006)

Rk.	Player	Multiple Sack Games
1.	Jared Allen	31
2.	<b>Elvis Dumervil</b>	<b>29</b>
	DeMarcus Ware	29
4.	Robert Mathis	23
5.	Julius Peppers	22

### MOST NFL SACKS (Since 2013)

1. Robert Quinn . . . . . 29.5
  2. Justin Houston . . . . . 29
  3. J.J. Watt. . . . . 28
  4. **Elvis Dumervil.** . . . . 26.5
- Mario Williams. . . . . 26.5

## BALTIMORE BOOKENDS

**OLB Elvis Dumervil** (17) and **OLB Terrell Suggs** (11) have combined to produce the most sacks (28) among any NFL duo this season. Dumervil's 17 rank as the league's third most, while Suggs has produced his sixth-career double-digit sack campaign.

### NFL'S TOP SACK DUOS (2014 Season)

Rk.	Team	Player (Sacks)	Player (Sacks)	Cmb. Sacks
1.	Bal.	<b>Elvis Dumervil (17)</b>	<b>Terrell Suggs (11)</b>	<b>28.0</b>
2.	Buf.	Mario Williams (13.5)	Marcell Dareus (10)	23.5
	Phi.	Connor Barwin (14.5)	Vinny Curry (9)	23.5
4.	Den.	Von Miller (13)	DeMarcus Ware (10)	23.0



# RAVENS PLAYER NOTES

## ROOKIE LB SHINES



First-round draft choice **LB C.J. Mosley**, who was named the NFL's Defensive Rookie of the Month for October, has been outstanding this season. In one of his best performances so far, he posted a game-high 14 tackles, 1 QB hit, 1 INT and 1 PD in Week 5 at Indy. Mosley already owns two of the Top 3 tackle performances by a rookie in Ravens history.

### RAVENS TACKLES BY A ROOKIE (Single-Game History)

Player (Game)	Tackles
Ray Lewis (10/27/96 vs. STL)	16
<b>C.J. Mosley (10/5/14 at Ind.)</b>	<b>14</b>
<b>C.J. Mosley (10/26/14 at Cin.)</b>	<b>13</b>
Ray Lewis (9/8/96 at Pit.)	13
Ray Lewis (12/22/96 vs. Hou.)	13

### Mosley Quick Hits:

- Mosley is the NFL's only player to post at least 115 tackles, 3 sacks and 2 INTs this season.
- Mosley's 122 tackles (right chart above) rank first among NFL rookies.

### NFL'S MOST TACKLES (2014 Season)

Rk.	Player	Tackles
1.	Luke Kuechly	145
2.	Lavonte David	141
3.	DeAndre Levy	140
4.	Paul Worrlow	136
5.	Curtis Lofton	135
6.	D'Qwell Jackson	131
<b>7.</b>	<b>C.J. Mosley</b>	<b>122</b>

## NFL'S TOP ILB DUO

Ravens rookie **LB C.J. Mosley** and **LB Daryl Smith** are two of only four NFL defenders to register at least 100 tackles, an INT, a sack, a fumble recovery & a forced fumble this season.

### NFL DEFENDERS W/ AT LEAST 100 TACKLES, 1 INT, 1 SACK, 1 FORCED FUMBLE & 1 FUMBLE RECOVERY (2014 Season)

Player	Tack.	Sacks	Yds	INT	Yds	PD	QBH	FF	FR
<b>C.J. Mosley (Bal.)</b>	<b>122</b>	<b>3</b>	<b>16</b>	<b>2</b>	<b>23</b>	<b>8</b>	<b>11</b>	<b>1</b>	<b>1</b>
<b>Daryl Smith (Bal.)</b>	<b>118</b>	<b>1</b>	<b>7</b>	<b>1</b>	<b>0</b>	<b>9</b>	<b>3</b>	<b>2</b>	<b>1</b>
Luke Kuechly (Car.)	145	3	19	1	0	9	4	1	1
Jamie Collins (NE)	111	3	24	2	0	3	6	3	1

## HERE'S WHAT BROWN DOES



**WR Marlon Brown**, an undrafted rookie free agent in 2013, had 7 TD catches last year, tying **WR Torrey Smith** (7 in 2011) for the franchise rookie record and the most (tied w/ Detroit TE Joseph Fauria) among all NFL RFAs in 2013. In Week 14 vs. Minnesota, Brown led the Ravens by setting career highs in catches (7) and receiving yards (92). Brown scored the game-winning TD (9 yards) for Baltimore with 4 seconds remaining.

### MOST TOUCHDOWNS (All-Time Ravens Rookies)

Rk.	Player (Year)	TD
1.	<b>Marlon Brown (2013)</b>	<b>7</b>
	Torrey Smith (2011)	7
3.	Jamal Lewis (2000)	6

### MOST TOUCHDOWNS (2013 NFL Undrafted Rookies)

Rk.	Player (Team)	TD
1.	<b>Marlon Brown (Bal.)</b>	<b>7</b>
	Joseph Fauria (Det.)	7
3.	Tim Wright (TB)	5

## TANGLED IN THE WEBB



Ravens **CB/RS Lardarius Webb** led the Ravens with 22 passes defended in 2013, a total that ranked second in the NFL (Tennessee's Alterraun Verner had 23). Webb, who missed most of the 2012 campaign with a torn ACL, returned to action in 2013 and helped guide a Ravens' secondary that allowed just 56.9 percent of opponent passes to be completed. In 2014, Webb has 7 PD for the Ravens, fifth most on the team.

## THE DOMINANT DT



One of the NFL's most disruptive forces, **DT Haloti Ngata** was named to his fifth Pro Bowl in 2013. Perhaps the NFL's most athletic defensive tackle, Ngata stops the run (528 career tackles), rushes the passer (25.5 career sacks) and can even drop into coverage (an impressive 5 career INTs).

Baltimore has a history of strong run defense, and with Ngata's help since 2006, has been consistently sturdy on the ground.

### RAVENS RUSHING DEFENSE RANKINGS (Since Ngata Entered NFL in 2006)

Year	Yards Per Game Allowed		Avg. Per Play Allowed	
	Total	Rank	Total	Rank
2014	86.9	4th	3.6	4th
2013	105.4	11th	3.8	5th
2012	122.8	20th	4.0	8th
2011	92.6	2nd	3.5	2nd
2010	93.9	5th	3.9	8th
2009	93.3	5th	3.4	1st
2008	81.4	3rd	3.6	5th
2007	79.3	2nd	2.8	1st
2006	75.9	2nd	3.3	2nd

## "NGATA" ON US

Dating back to 2006, when **DT Haloti Ngata** entered the NFL, the Ravens have allowed the NFL's fewest rushing TDs (70) and the NFL's second-fewest rushing yards per game (92.4 ypg).

### RUSHING TOUCHDOWNS (Fewest Allowed Since 2006)

1.	<b>Baltimore</b>	<b>70</b>
2.	Pittsburgh	77
3.	New England	81

### RUSHING YARDS PER GAME (Fewest Allowed Since 2006)

1.	Pittsburgh	90.6
<b>2.</b>	<b>Baltimore</b>	<b>92.4</b>
3.	Minnesota	94.1

## D-TACKLE DOMINANCE

**DT Haloti Ngata** has 13.5 sacks since 2011, also racking up 199 tackles (sixth among NFL DTs) and posting 16 PD, which rank first among NFL DTs during this span. In 2014, Ngata has 32 total tackles, 2 sacks, 7 PD (most among NFL DTs) and 2 INTs.

### MOST TACKLES BY NFL DTs (Since 2011)

1.	Jurrell Casey (Ten.)	226
2.	Domata Peko (Cin.)	217
3.	Justin Smith (SF)	216
4.	Linval Joseph (Min.)	214
5.	Marcell Dareus (Buf.)	201
<b>6.</b>	<b>Haloti Ngata (Bal.)</b>	<b>199</b>

### MOST INTS BY NFL DTs (Since 1970 Merger)

Rk.	Player	INTs
1.	<b>Haloti Ngata</b>	<b>5</b>
	Dan Wilkinson	5
	Kevin Williams	5
4.	Seven Players	4

### Ngata Quick Hit:

- Dating back to 2011, Ngata is the *only* NFL DT who has posted at least 175 tackles (199), 10 sacks (13.5) and 15 PD (16).
- Ngata ranks fifth on the Ravens' all-time tackles chart (528).
- Ngata is the *only* DT in NFL history with multiple 2+ INT seasons (2008 & 2014).

## RUSH "D" NUMBER TO RAVE ABOUT

18

Consecutive seasons the Baltimore Ravens' defense has held opponents to a 4.0 rushing average or less, the NFL's longest such streak (Minnesota is next at nine seasons).

# RAVENS PLAYER NOTES

## JACOBY'S JAUNTS



Pro Bowler **WR/RS Jacoby Jones** now has 4 regular season KOR-TDs and 1 playoff KOR-TD as a Raven. In 2014's Week 9 game at Pittsburgh, he recorded another 108-yard KOR-TD, the third of his career (2 regular season and 1 in the Super Bowl). With a 30.2 career return mark in Baltimore, Jones is the Ravens' all-time leader in KOR average (listed below).

In 2012, Jones posted 2 KOR-TDs (108 yards and 105 yards) and was the NFL's only player with dual KOR-TDs. He also became the first Raven to ever have multiple KOR-TDs in a single season *and* career.

### RAVENS CAREER KICKOFF RETURN AVERAGE (Franchise History)

Rk.	Player (Years)	KOR	Yards	Avg.	Long	TD
1.	Jacoby Jones (2012-14)	100	3,016	30.2	108t	4
2.	Corey Harris (1998-2001)	123	2,950	24.0	95t	1
3.	Yamon Figurs (2007-08)	75	1,746	23.3	94t	1

#### NFL Record Note:

• Jones is the only player in NFL history to record multiple KOR-TDs of at least 105 yards in a career (he has two 108-yarders & a 105-yarder).

## PRIME PUNT RETURNER



Since entering the NFL in 2007, **WR/RS Jacoby Jones** owns the NFL's second-most PR yards (2,673 on 264 returns). Jones has returned 4 punts for TDs during this time, including his most recent 63-yarder in 2012's Week 11 win at Pit. He also owns 8 PRs of 50-or-more yards, including three 70-plus-yarders that produced TDs.

### ACTIVE NFL PUNT RETURN YARDS (Since 2007)

Rk.	Player	PR	Yards	Avg.	Long	TD
1.	Devin Hester	235	2,881	12.3	89t	11
2.	Jacoby Jones	264	2,673	10.1	79t	4
3.	Josh Cribbs	212	2,279	10.8	84t	3

### KICKOFF RETURN AVERAGE (2014 Season)

1.	Adam Jones	33.2
2.	Jacoby Jones	30.9
3.	Knile Davis	28.7
4.	Jarvis Landry	28.2
5.	Benny Cunningham	27.6

### KICKOFF RETURN AVERAGE (2014 Season)

1.	Baltimore Ravens	29.0
2.	Cincinnati Bengals	28.2
3.	Kansas City Chiefs	28.1
4.	Philadelphia Eagles	27.8
5.	Miami Dolphins	26.7

#### 2014 Return Quick Hit:

• The Ravens' 29.0 KOR average in 2014 ranks first in the NFL (see above). In Week 9 at Pittsburgh, **WR/RS Jacoby Jones** posted his third-career 108-yard KOR-TD (2 regular season & 1 Super Bowl) – all with Baltimore.

## A DIFFERENCE-MAKER

• **WR/RS Jacoby Jones** now has 4 regular season KOR-TDs and 1 playoff KOR-TD as a Raven (5 total). In 2014's Week 9 game at Pittsburgh, he recorded another 108-yard KOR-TD, the third of his career (2 regular season and 1 in the Super Bowl).

• Including playoffs, Jones has 6-career KOR-TDs (5 in three seasons as a Raven, with one especially memorable highlight being his 108-yard Super Bowl XLVII return in New Orleans).

• Jones's 30.9 KOR average in 2014 ranks as the NFL's second-best mark entering Week 17.

### NFL KICKOFF RETURN AVG. (Since 2012 / Min. 30 Ret.)

1.	Jacoby Jones	30.2
2.	Knile Davis	29.6
3.	Cordarrelle Patterson	29.4

### COMBINED KICK RETURN TDs (Since 2012)

1.	Jacoby Jones	5 (4 KOR, 1 PR)
2.	Trindon Holliday	4 (2 KOR, 2 PR)
3.	Darius Reynaud	3 (2 PR, 1 KOR)
	Marcus Thigpen	3 (2 PR, 1 KOR)

## LEAGUE'S LONGEST

### LONGEST KICKOFF RETURNS / NFL HISTORY (Regular Season & Postseason)

Rk.	Player	KOR Long	Game/Date
1.	Cordarrelle Patterson (Min.)	109t	10/27/13 vs. GB
2.	Jacoby Jones (Bal.)	108t	11/2/14 at Pit.
	Jacoby Jones (Bal.)	108t	2/3/13 vs. SF (SB)
	Jacoby Jones (Bal.)	108t	10/14/12 vs. Dal.
	Knile Davis (KC)	108t	12/1/13 vs. Den.
	Randall Cobb (GB)	108t	9/8/11 vs. NO
	Ellis Hobbs (NE)	108t	9/9/07 at NYJ

## JONES ELECTRIFIES

**WR/RS Jacoby Jones** ranked first in the NFL with a 30.7 KOR average and had 3 combined kick return TDs (2 KOR & 1 PR) in the Ravens' 2012 Super Bowl season. Not only is Jones the first Raven to tally 3 total kick return TDs in a season, but he's one of six NFL players since 2008 to score a PR, KOR & receiving TD in a single campaign.

### KICKOFF RETURN AVG. (2012 Season)

1.	Jacoby Jones	30.7
2.	Leon Washington	29.0
3.	Joe McKnight	27.5
4.	Josh Cribbs	27.4
	Marcus Thigpen	27.4

### COMBINED KICK RETURN TDs (2012 Season)

1.	Jacoby Jones	3 (2 KOR, 1 PR)
	Darius Reynaud	3 (2 PR, 1 KOR)
3.	Trindon Holliday	2 (1 KOR, 1 PR)
	Leodis McKelvin	2 (both PR)
	Michael Spurlock	2 (1 PR, 1 KOR)
	Marcus Thigpen	2 (1 KOR, 1 PR)

### PLAYERS W/ KOR, PR & REC. TDs IN A SEASON / SINCE 2008


Player	Season	KR-TD	PR-TD	Rec. TD
Jeremy Ross (Det.)	2013	1	1	1
Jacoby Jones (Bal.)	2012	2	1	1
Michael Spurlock (Chi.)	2012	1	1	1
Randall Cobb (GB)	2011	1	1	1
Devin Hester (Atl.)	2011	1	2	1
Josh Cribbs (Cle.)	2009	3	1	1

## SPECIAL TEAMS UNIT RECEIVES HIGH MARK... AGAIN

In 2013, senior NFL writer Rick Gosselin of *The Dallas Morning News* ranked the Ravens' special teams unit No. 5 in the league in his annual comprehensive ratings system that is based on 22 categories, assigning points according to each standing — 1 for best, 32 for worst. In 2012, Gosselin ranked the Ravens' unit No. 2 in the NFL, just behind the Vikings, who finished first.

# RAVENS PLAYER NOTES

## SOARING WITH SAM



**P Sam Koch**, a 2010 Pro Bowl alternate, owns a 45.0 career gross average and 39.0 career net average, both marks that rank first in Ravens history. In 2012, Koch posted a career-high and Ravens franchise-record 47.1-yard gross average and a 40.8-yard net average, shattering his previous personal bests.

### CAREER GROSS PUNTING AVG. (Ravens History)

Rk.	Player	Avg.
1.	<b>Sam Koch</b>	<b>45.0</b>
2.	Greg Montgomery	43.2
3.	Dave Zastudil	41.6

### CAREER NET PUNTING AVG. (Ravens History)

Rk.	Player	Avg.
1.	<b>Sam Koch</b>	<b>39.0</b>
2.	Greg Montgomery	37.2
3.	Kyle Richardson	35.4

## SENSATIONAL SAMMY

**P Sam Koch** has placed 44.4% (24 of 54) of his boots inside the 20-yard line, producing the NFL's third-best mark this season. He also sports the league's best net average (43.5), while his 47.4 gross average ranks second.

### GROSS PUNTING AVERAGE (2014 Season)

Rk.	Player	Avg.
1.	Tress Way (Was.)	47.71
2.	<b>Sam Koch (Bal.)</b>	<b>47.44</b>
3.	Bryan Anger (Jax.)	47.36

### NET PUNTING AVERAGE (2014 Season)

Rk.	Player	Avg.
1.	<b>Sam Koch (Bal.)</b>	<b>43.5</b>
2.	Pat McAfee (Ind.)	43.2
3.	T. Morstead (NO)	43.1

## PINNING 'EM DEEP

**P Sam Koch** is the Ravens' all-time leader in punts inside the 20 (currently has 249 during his career). In 2010, he posted a career-high 39 boots inside the 20, which were the NFL's second most and tie for eighth best all time in league history.

### PUNTS INSIDE THE 20 (Ravens History)

Rk.	Player	In 20
1.	<b>Sam Koch</b>	<b>249</b>
2.	Kyle Richardson	128
3.	Dave Zastudil	89

### PUNTS INSIDE THE 20 (2010 NFL Season)

Rk.	Player	In 20
1.	Steve Weatherford	42
2.	<b>Sam Koch</b>	<b>39</b>
3.	Andy Lee	34

#### Koch Quick Hit:

• In 2010, Koch (39) tied (Kyle Richardson, 1999) for the most single-season punts inside the 20 in Ravens history.

## KOCH AMONG THE BEST

Since 2006, **P Sam Koch's** 249 punts in the 20 rank fourth in the NFL.

### NFL PUNTS INSIDE THE 20 / SINCE 2006

Rk.	Player	In 20
1.	Dustin Colquitt (KC)	288
2.	Andy Lee (SF)	259
3.	Donnie Jones (Phi.)	252
4.	<b>Sam Koch (Bal.)</b>	<b>249</b>

## SAMS SCORES

In the 2012 Week 10 win over Oakland, **P Sam Koch** scored his first-career TD on a fake FG in the third quarter, scampering 7 yards for the score in the Ravens' 55-20 victory.

## BALTIMORE FOOTBALL IRONMAN

In Week 2 vs. Pittsburgh, **P Sam Koch** passed OLB Jarret Johnson (129 games from 2003-11) for the longest streak (now 143 games) in Ravens history. Koch has not missed a game in his NFL career.

## FORSETT FLYING BY



Seventh-year veteran **RB Justin Forsett** is having a career season. Forsett, who signed with the Ravens this past April, has 1,147 rushing yards and 8 TDs in 15 games. He's set new single-season career highs, breaking his previous bests of 619 yards and 4 TDs from 2009 while playing for Seattle.

### RUSHING YARDS (2014 Season)

1.	DeMarco Murray	1,745
2.	Le'Veon Bell	1,341
3.	Marshawn Lynch	1,246
4.	Arian Foster	1,223
5.	LeSean McCoy	1,220
6.	<b>Justin Forsett</b>	<b>1,147</b>

### RUSHING AVERAGE (2014 Season)

1.	Russell Wilson	7.52
2.	Colin Kaepernick	5.94
3.	<b>Justin Forsett</b>	<b>5.26</b>
4.	Jeremy Hill	5.15
5.	Jamaal Charles	5.07
6.	Cam Newton	5.03

### RUSHES OF 10+ YARDS (2014 Season)

1.	DeMarco Murray	44
2.	<b>Justin Forsett</b>	<b>36</b>
	Eddie Lacy	36

### RUSHES OF 20+ YARDS (2014 Season)

1.	<b>Justin Forsett</b>	<b>14</b>
	DeMarco Murray	14
3.	Arian Foster	9

**RB Justin Forsett** has helped Baltimore average 126.0 rushing yards (seventh in NFL) this season. The Ravens are 8-1 this season when rushing for at least 120 yards (Baltimore is 7-0 when gaining at least 127 ground yards).

## FORSETT HUGE IN NOLA

**RB Justin Forsett** posted a career-high 182 rushing yards and 2 TDs on 22 carries in the 34-27 win at New Orleans. Here are several fast facts about his performance:

- Forsett had 115 first-half rushing yards, tying for the NFL's second most (DeMarco Murray in Week 2) in a first half this season.
- Forsett's 182 stands as the ninth-best single-game rushing output in Ravens history, while his 8.3 average ranks eighth (min. 10 attempts).
- The 182 ranks as the NFL's fourth-best single-game mark in 2014, only trailing a 201-yard game by Jonas Gray and 204-yard and 185-yard performances by Le'Veon Bell.
- Only three times before in Ravens history has a back rushed for at least 180 yards and 2 TDs in a game: Jamal Lewis (295 & 2 on 9/14/03 vs. Cle.), Jamal Lewis (205 & 2 on 12/21/03 at Cle.) and Ray Rice (191 & 2 on 1/1/12 at Cin.)

## TOP TE TARGET



Two-time Pro Bowl **TE Owen Daniels** has made a reception in 102-straight games, tying for the longest active streak among NFL TEs. In Week 2 vs. Pit., he had his 5th-career 2-TD game, finishing with 5 catches for 28 yards. Daniels has been one of the NFL's most productive TEs since his 2006 All-Rookie season. Among active TEs, he ranks fifth in catches (431) and sixth in receiving yards (5,098) and eighth in TDs (33).

### CONSECUTIVE GAMES WITH AT LEAST ONE CATCH (NFL Tight Ends / Active Streaks)

Rk.	Player (Team)	Games	Started
1.	<b>Owen Daniels (Bal.)</b>	<b>102</b>	<b>12/10/06</b>
	Jason Witten (Dal.)	102	11/16/08
3.	Heath Miller (Pit.)	96	11/20/08
4.	Rob Gronkowski (NE)	65	09/12/10
5.	Antonio Gates (SD)	56	10/23/11

#### Daniels Quick Hit:

• Since 2006, Daniels is fourth among NFL TEs in first-down conversions (291) and fourth in first-down conversion pct. (67.5%). He also ranks seventh (among TEs) with 35 receptions of 25-plus yards.

# RAVENS PLAYER NOTES

## JUST FOR KICKS



Pro Bowl K Justin Tucker ranks as the NFL's most accurate kicker of all time. With the career minimum attempts set at 100, he's connected on 95 of 106 FGAs to produce an 89.6 success rate. (See further info in "Tuck's High Marks" in the right column.)

- In 2013, he earned his first Pro Bowl honor by setting team records in FGs made (38) and FGs attempted (41), with both figures tying (Stephen Gostkowski) for the NFL's most. Tucker also had a franchise-record 140 points (tied for sixth in NFL).

- In addition to his 2013 Pro Bowl, Tucker was named Special Teams Player of the Month (November) and AFC Special Teams Player of the Week three times last season. In 2014, he's been named AFC Special Team Player of the Week (Week 3) and Month (November).

- Tucker made 33-straight FGs at one point during the 2013 season, ranking as the NFL's fifth-longest streak of all time.

- His 6 FGs on 12/16/13 at Det. set a team record and were a single-game NFL high in 2013. Against the Lions, he became the first NFL kicker ever to connect from the 20-, 30-, 40-, 50- & 60-yard range in a game.

- Tucker has hit 61 of his past 64 FG attempts from *under* 55 yards.

- He is now 34-of-37 during his career when the Ravens are losing a game, and he's 24-of-25 when Baltimore is down by 7 points or less. The Pro Bowler is 19-of-23 in the last 2 minutes of a half during his career, and he's 35-of-38 in the fourth quarter.

### JUSTIN TUCKER FIELD GOALS / CAREER STATS

Year	1-19	20-29	30-39	40-49	50+	Total	Pct.	LG	PAT	Pts
2012	0-0	8-8	8-8	10-13	4-4	30-33	90.9	56	42-42	132
2013	0-0	10-10	12-13	10-11	6-7	38-41	92.7	61	26-26	140
2014	0-0	8-8	11-11	4-4	4-9	27-32	84.4	55	40-40	121
<b>Totals</b>	<b>0-0</b>	<b>26-26</b>	<b>31-32</b>	<b>24-28</b>	<b>14-20</b>	<b>95-106</b>	<b>89.6</b>	<b>61</b>	<b>108-108</b>	<b>393</b>

## RAVENS CAREER SCORING

Rk.	Player	Games	TD	PAT	FGM	2pt	Points
1.	Matt Stover	207	0	402	354	0	1,464
2.	<b>Justin Tucker</b>	<b>47</b>	<b>0</b>	<b>108</b>	<b>95</b>	<b>0</b>	<b>393</b>
3.	Billy Cundiff	38	0	96	66	0	294
4.	Jamal Lewis	91	47	0	0	1	284
5.	Ray Rice	92	43	0	0	1	260

## TUCKER'S NFL NUMBERS

**7**

Career game-winning FGs by K Justin Tucker:

- 2014: Week 3 vs. Cle., 32-yarder
- 2013: Week 15 at Det., 61-yarder
- 2013: Week 10 vs. Cin., 46-yarder in OT
- 2013: Week 5 at Mia., 44-yarder
- 2012: Div. Playoff at Den., 47-yarder in 2OT
- 2012: Week 12 at SD, 38-yarder in OT
- 2012: Week 3 vs. NE, 27-yarder

**14**

Career 50-plus-yard FGs by Tucker (on 20 attempts). Tucker has had four games where he's connected on dual 50+ FGs (Week 2 at Phi. & Week 7 at Hou. in 2012; Week 15 at Det. in 2013; Week 8 at Cin. in 2014).

**33**

Consecutive FGs Tucker made before finally missing in 2013's Week 16 matchup vs. NE. Tucker's stretch is the fifth-longest streak in NFL history and had ranked as the fourth longest until this season, with Adam Vinatieri hitting 34 straight.

## TUCK'S HIGH MARKS

Pro Bowl K Justin Tucker ranks as the NFL's most accurate kicker of all time. With the career minimum attempts set at 100, he's connected on 95 of 106 FGAs to produce an 89.6 success rate. Impressively, Tucker has hit 61 of his past 64 FG attempts from *under* 55 yards. He is 27-of-32 (84.4%) this year, with his 5 misses coming from 54, 54, 55, 57 & 64 (blocked).

### BEST CAREER FIELD GOAL PERCENTAGE (NFL History / Min. 100 Att.)

Rk.	Player	FGM-FGA	Pct.
1.	<b>Justin Tucker</b>	<b>95-106</b>	<b>89.6</b>
2.	Dan Bailey	111-124	89.5
3.	Stephen Gostkowski	240-277	86.6
4.	Mike Vanderjagt	230-266	86.5
5.	Nate Kaeding	181-210	86.2

## TUCKER IS A STANDOUT

### MOST FIELD GOALS MADE (Since 2012)

Rk.	Player (Team)	FGM
1.	Stephen Gostkowski (NE)	99
2.	<b>Justin Tucker (Bal.)</b>	<b>95</b>
3.	Adam Vinatieri (Ind.)	89
4.	Dan Carpenter (Buf.)	88

### MOST NFL POINTS (Since 2012)

Rk.	Player (Team)	Points
1.	Stephen Gostkowski (NE)	458
2.	<b>Justin Tucker (Bal.)</b>	<b>393</b>
3.	Steven Hauschka (Sea.)	387
4.	Adam Vinatieri (Ind.)	385

### CONSECUTIVE FIELD GOALS MADE (All-Time NFL Streaks)

Rk.	Kicker (Years)	FGs Made
1.	Mike Vanderjagt (2002-04)	42
2.	Gary Anderson (1997-98)	40
3.	Matt Stover (2005-06)	36
4.	Adam Vinatieri (2013-present)	34
5.	<b>Justin Tucker (2013)</b>	<b>33</b>

## TUCK'S SUPERB SEASONS

### BEST NFL FIELD GOAL PERCENTAGE (2013 Season)

Rk.	Player (Team)	FGM-FGA	Pct.
1.	Matt Prater	25-26	96.2
2.	Steven Hauschka	33-35	94.3
3.	Shaun Suisham	30-32	93.8
4.	Dan Bailey	28-30	93.3
5.	Greg Zuerlein	26-28	92.9
6.	<b>Justin Tucker</b>	<b>38-41</b>	<b>92.7</b>
	Stephen Gostkowski	38-41	92.7

### BEST FIELD GOAL PERCENTAGE / ROOKIES (NFL History)

Rk.	Player (Year)	FGM-FGA	Pct.
1.	Blair Walsh (2012)	35-38	92.1
2.	<b>Justin Tucker (2012)</b>	<b>30-33</b>	<b>90.9</b>
3.	Alex Henery (2011)	24-27	88.9
4.	Dan Bailey (2011)	32-37	86.5
5.	Ryan Succop (2009)	25-29	86.2
	Kris Brown (1999)	25-29	86.2

### BEST FIELD GOAL PERCENTAGE (Ravens Single-Season History)

Rk.	Player (Year)	FGM-FGA	Pct.
1.	Matt Stover (2006)	28-30	93.3
2.	<b>Justin Tucker (2013)</b>	<b>38-41</b>	<b>92.7</b>
3.	<b>Justin Tucker (2012)</b>	<b>30-33</b>	<b>90.9</b>
4.	Matt Stover (2004)	29-32	90.6
5.	Matt Stover (2000)	35-39	89.7
	Billy Cundiff (2010)	26-29	89.7

# RAVENS IN OUR COMMUNITY

## MEDSTAR HOSPITAL VISIT

On Monday (12/22), Ravens players **TE Owen Daniels**, **CB Jimmy Smith**, **K Justin Tucker** and **DT Brandon Williams** visited Union Memorial Hospital (Baltimore City) to spread cheer to patients who are unable to be home for the holidays. The players, alongside cheerleaders and official mascot Poe, distributed Ravens gear to patients.



K Justin Tucker, CB Jimmy Smith and TE Owen Daniels

## WEBB'S TOY DRIVE

Ravens **CB Lardarius Webb**, accompanied by **CB Anthony Levine**, hosted his fifth-annual toy drive at the Webster Kendrick Boys & Girls Club (Baltimore City) on Monday (12/22). This year, the Lardarius Webb Foundation partnered with a local Applebee's to collect toys for the center. In addition, Webb funded the center's renovations.



CB Lardarius Webb

## MONROE'S FOOD & TOY DRIVE

In the spirit of holiday giving, Ravens **T Eugene Monroe** hosted his holiday food and toy drive on Monday (12/22). In conjunction with 4th Down Partners, LLC and Monroe's Stadium Square development team, Monroe, alongside Ravens **T James Hurst** and **G/C John Urschel**, granted holiday wishes for members of the Sharp-Leadenhall community by distributing holiday baskets and toys to families.



T Eugene Monroe

## GIANT FOOD DISTRIBUTION

On Monday (12/22), **WR Kamar Aiken**, **CB Jimmy Smith**, **WR Steve Smith Sr.** and **QB Tyrod Taylor** helped distribute holiday dinner baskets to 175 pre-registered Baltimore-area families in need at the Harry & Jeanette Weinberg Family Center Y (Baltimore City). Baskets filled with a turkey and side dishes were donated by Giant Food, the official supermarket of the Baltimore Ravens.



QB Tyrod Taylor, CB Jimmy Smith and WR Steve Smith Sr.

**JOHN HARBAUGH MONDAY PRESS CONFERENCE**

**Opening statement:** “I’d just like to, first of all, take an opportunity to give a shout-out to someone that we care a lot about – maybe you guys can put it out there for him – Jon Dzuray. He’s a 14-year old guy who is in the hospital right now. He’s fighting a soft tissue sarcoma. He was supposed to come over and visit with us a couple of times in the last six months, and he hasn’t been able to make it over because he’s in chemo and those kinds of things. Just a shout-out to Jon; he’s doing a great job. We love you, we care about you, and we’re proud of the fight you’re putting in, the battle that you are waging. God has got you in His hands, man. He has you. He’s holding you close, He’s holding you tight, and it’s going to be a very blessed Christmas for you. And we’re proud that you are a Ravens fan, so we’re with you.”

**Considering the fact that the offense has been mostly successful this year, has any thought ever been given to changing your usual habit of deferring if you win the coin toss and taking the kickoff and getting that offense on the field right away? (Joe Platania)** “We give thought to that every week. We consider all the ramifications of that, and we do what we think is best to win the game. We generally like to start on defense. That’s generally our rule of thumb. If you look at the stats on it, that’s the way to go. You have a little better chance, maybe a percentage-and-a-half better at winning, historically, if you defer and kickoff. We also have a very good defense, so we like doing that. But it could change next week. It’s not to say that it couldn’t change or we have any aversion to taking the ball.”

**Any updates on your two tackles [T Eugene Monroe and T Rick Wagner]? (Aaron Wilson)** “No, we’ll have that on Wednesday for you when the injury report comes out.”

**In terms of the slow starts – when you guys study all the stuff – has there been more of a common thread to it or is it just an anomaly in each game where it is something different? (Aaron Wilson)** “Each game has been different. Every play and every series is different. There are different reasons for it. We’ve also had fast starts, too.”

**John, is there a way you can sum up the mood in the building? Obviously, it is what it is, but are you looking completely forward, not looking back? (David Ginsberg)** “The mood is great. The mood is great. I’m not really into summing up the mood. That’s not really something that I think we have any time for. That would be like ... I don’t even know what that would be. I can’t even fathom it. What we’re doing is we’re going to work. Just like I said last night, we are playing a huge game in our stadium. We need our fans to be fired up, and we need our fans in the seats when we kick off. Whether we defer or take the ball, we need them in there. We need them cheering loud, and we need to go win this game. We need our fans to make it really hard on whoever the quarterback is in their offense, and we need to go play our best game of the year. We’re playing a game for the playoffs. We have a chance to make the playoffs, and it starts with winning the game. That’s what we have to do. So, that’s our focus – completely, totally, 100 percent [that] is our focus – and that’s all we’re thinking about.”

**John, it was just announced that QB Johnny Manziel will not be able to play. That was [Browns head coach] Mike Pettine at his press conference, so ... (Aaron Wilson)** “Ok. Thanks, I didn’t know that. It’s good [information].” *(Reporter: “It’s either Brian Hoyer or Connor Shaw.”)* “It’s Hoyer or Shaw?” *(Reporter: “[Confirmed reports], though, right now [state that] Connor Shaw might have to start. That’s from [Pettine’s] press conference.”)* “Is Hoyer hurt?” *(Reporter: “Brian Hoyer has a shoulder injury.”)* “Oh, does he? OK, good [information]. Not good that he has a shoulder injury, sorry. The NFL police are out there. *(laughter)* I’m not rooting for injuries. I just didn’t know.”

**My question would just be, again, [you have] to kind of prepare for a little bit of an unknown guy [in QB Connor Shaw] that hasn’t maybe played a lot. (Aaron Wilson)** “We’ve had some experience with that, yes, last week. No, I haven’t had any time to digest that actually, so thanks. He played in the preseason; we’ll watch it. I have a feeling [Brian] Hoyer might show up. We’ll be preparing for him as well.”

**John, you kind of mentioned that you went through that similar scenario with a quarterback [in QB Case Keenum]. You probably didn’t have extensive ... Offensive coordinator Gary Kubiak had a history with him, but still, [it was] not as extensive a history as what you would normally have. How do you think you fared with [preparations], as far as ... Do you think that played any factor into it, of having a more inexperienced quarterback that you didn’t really have that much**



[information on], compared to some other quarterbacks like a QB Ryan Fitzpatrick or? (*Jamison Hensley*) “I don’t understand, in what way?”

**Of like game film of them being in that offense that season ... If you were going against QB Ryan Fitzpatrick or even QB Tom Savage, you would have film of them in that system that season. You don’t have any film of QB Case Keenum in that system this year. Do you think just that unfamiliarity, did that have any effect on how the game played or how you attacked on defense?** (*Jamison Hensley*) “No, not at all. I thought we played well on defense. What they did was very much in line with their system. It’s kind of a New England system. It’s absolutely a New England system with some wrinkles that [Texans head] coach [Bill] O’Brien has used this year – some read option things and things like that. But it was very much in line with what they do. It was a very good game plan. I thought our defense did a nice job with it.”

**The job T James Hurst had to do ... After taking a look at it, could he have used more protection in trying to fend off guys like DE J.J. Watt?** (*Jerry Coleman*) “What would you suggest?”

**Having a couple of guys maybe back to chip away or whatever?** (*Jerry Coleman*) “You can’t chip when they have two guys up in the ‘A’ gap – it makes it impossible to chip. Your only option would be max protection, and then you have really one guy out on a route. They did a nice job with the game plan. They did a good job protecting J.J. and making sure he got single blocks. There weren’t opportunities, really, to chip the way out. When we did have an opportunity to do it, we did. We put a tight end over him a couple of times as well. So, the answer to your question really is, ‘No.’ We did everything we could to protect James. But the fact of the matter is in those situations, short of going complete max protection and having both your receivers doubled, we didn’t have an opportunity to do that, because they had both ‘backers up in the ‘A’ gaps, and that uses up a back. It’s either that, where you slide the whole protection the other way, maybe to J.J., which still singles him up, or you put a back on J.J. Watt, or the other end [Jared Crick] who is a pretty good pass rusher on the other side. So, it’s not just as simple as some would claim – [to] just chip your way out – because they don’t always allow you to do that. They know what they are doing when they line their defense up, and we do the same thing with our guys. You wonder why [Elvis] Dumervil and [Terrell] Suggs don’t get chipped as much as they do – it’s because we’re not allowing them to do it. It’s a chess game, and they did a good job with it. And they always do. [Texans defensive coordinator] Romeo Crennel is a great defensive coordinator.”

**John, the last couple games ... Now, you can’t always run the ball successfully, but the running game hasn’t really sparked the last two games. Have teams done anything different to take it away? Is it more what you guys aren’t doing? Why don’t you feel like you’ve been able to get it started?** (*Clifton Brown*) “It’s probably both. They’ve blitzed the run game quite a bit. In some games, we’ve handled that and made them pay for it, and some games we haven’t, and in this game we certainly didn’t hurt them. We missed some throws; they played a quarters coverage – a style of quarters coverage where the safeties were down; it was basically a nine-box type of a deal – and we had a couple posts that we just didn’t quite finish. Those are big plays in the game. If you make a couple of those plays in the game, it’s a whole different scenario and you stop them from doing that stuff. The other thing is we didn’t handle the pressures very well early. They were running linebacker pressures up the middle that we didn’t block for about a quarter-and-a-half. We just didn’t. And some of it had to do with how well they were running it as well. Those are things that you have to put a stop to. If you allow people to keep doing them, they’re going to keep doing them. In this game, we never put a stop to it like we needed to. We know that, [but] we didn’t do a good job with it. They did a better job than us.”

**John, did you just feel like RB Fitzgerald Toussaint was a better matchup than RB Bernard Pierce was? Or has he just been practicing better and [you] thought he deserved an opportunity?** (*Jeff Zrebiec*) “I’m not going to make a comparison like you’re trying to lead me into. We like Fitzgerald Toussaint as a player, [so we] gave him a chance to play. We like [Bernard] Pierce, too. We like all of our guys. You only get so many carries out there and so many opportunities. Fitzgerald does a nice job in pass protection, so we feel comfortable with him in that as well.”

**Do you have plans to watch tonight’s [Cincinnati vs. Denver] game, and how will you deal with next Sunday’s San Diego [at Kansas City] game simultaneously? Will you tell your guys not to look at the scoreboard?** (*Dave Ginsburg*) “Didn’t I just answer that question a minute ago? Our emphasis is completely and squarely on the Cleveland Browns. That’s what we’re going to be doing. I’m sure they’ll flash the score up there; I’m sure we’ll see it. It’ll be a matter of doing this (*turns his head and looks up*), ‘OK, what’s the score?’ But we’re not going to be immersed in any other game. That’s a recipe for disaster. We



will be wholly and fully engaged in the task at hand. We will be very determined. This is a determined football team. It's a football team that has put [in] a great deal of effort [and] has been through a lot of adversity. You learn from adversity. I guess I don't feel as somber about it as you all do. There is no success without failure. You don't improve and grow [without failure]. There's a process to it all, and you come up short sometimes, and we came up short in this game, but that's how you improve and get better. And that's what we plan on doing. We're excited about the opportunity. It gives us an opportunity to do something even greater – surprise everybody even more. That's what we plan on doing. That's what we're going to try to do."

**John, is there some concern about – and I know you've done your best to keep your guys fresh – but you look at the numbers of RB Justin Forsett and WR Steve Smith Sr. of late, they haven't been like they were at the beginning of the year. [Is there] concern over decline from those guys? And again, I know you've done your best to relax them and give them as much time off as possible. (Jerry Coleman)** "The National Football League is a long season. It's tough. Look all around the league; look who people are playing with. It's kind of a battle ... I hate to use the word 'war,' but that's the term – 'war of attrition.' That's what it is. That's what football is. That's what makes it so great and so tough. Really, all pro sports are like that. Over the long haul, one true champion will be determined, and a lot of that is the ability to play through fatigue and to play through injuries and overcome adversity, and those things are all part of it. It's just reality, and you do your best to keep them [rested]. You can't stay fresh – it's impossible. You try to stay strong. You try to be strong from one week to the next, and that's what we try to do."

**The Pro Bowl [announcement] does come out tomorrow. You guys probably have a lot of guys [that are] deserving candidates. Your thoughts on the season that you guys had and some of the recognition some of these guys might get? (Aaron Wilson)** "I haven't thought about that at all. It hasn't crossed my mind. I'm very hopeful for all of our guys that they get an opportunity. Like you said, many of our guys are very deserving about it, and I'll have my fingers crossed for them."

**John, CB Rashaan Melvin's first NFL start, first play [he] gets a big play – debatable on some pushing things, but it seemed like he bounced back. From your perspective, were you pleased with how a player that was on a practice squad for a while makes his NFL start? (Jamison Hensley)** "[I] was very, very pleased. [Rashaan Melvin] played really well. I thought our whole secondary, all in all, played very well, but Rashaan was right there. He shadowed both No. 80 [Andre Johnson] and No. 10 [DeAndre Hopkins] all over the field. I thought [Lardarius] Webb played really well. He's getting his juice back. He's starting to have some bursts and his speed – you saw that out there – and he had a couple plays on fades in the end zone as well. So, those guys – thanks for brining that up – they did a nice job."

**S Darian Stewart as well? (Aaron Wilson)** "Darian [Stewart] did a nice job, and so did Jeromy [Miles]. Both those guys played well in the rotation. Will Hill played well. The secondary played well. Of course, that one play early was a play, but I thought we tackled well as a group. I can't think of another really big pass play that they got on us off the top of my head. Maybe you can think of one for me. And the only really long run play they had was the late-game Wildcat that snuck out, and I thought we had him pretty well surrounded. I'm not sure how he got out of that one. Just credit Arian Foster for being Arian Foster on that one. So, the big plays were down."

**For the past couple weeks, the defense has been pretty good in sudden change, especially at sudden change when you're in the red zone. How much mental toughness do you think determines adjusting to that sudden change and being backed up a little bit? (Jamison Hensley)** "That's being good in the red zone for one thing. We were 6-of-7 [defensively] in the red zone, and we were all kind of ticked off about the halfback pass. But give [Arian Foster] credit; he got it off under great pressure, and it was a trick play basically. That's a tough one to defend sometimes. They caught us on that. To be able to run back on the field when you're back there and not expecting to have to do it, it's why they call it sudden change. And the ability to do it with a positive frame of mind – in the right kind of mood to talk to David's [Ginsburg] point – but they approach in a way that says, 'Hey, you know what, it's OK. It's just another opportunity to do something even better than we expected.' That's the way you have to look at it. To me, it's a metaphor for life. I hate to get philosophical too much, but I think football is a metaphor for life, and it says, 'Hey, sometimes it's not going to be fair. It's not going to be right. It's going to be unexpected. You still better get the job done.' When you do a good job, it's even a little more special. On the flip side of it, we don't want to be putting our defense in that situation, but the defense basically says, 'Get them stopped wherever we get the ball.' That's what you admire about those guys. And they have probably been ... I don't know, they have probably been better at it than anyone in the league this year. I'm not sure, but they're right up there at the top of the league in sudden change defense."



## ALPHABETICAL ROSTER



No.	Name	Pos.	Ht.	Wt.	Birthdate	Exp.	College	Hometown
11	Aiken, Kamar	WR	6-2	215	5/30/89	2	Central Florida	Hollywood, FL
59	Brown, Arthur	ILB	6-0	235	6/17/90	2	Kansas State	Wichita, KS
14	Brown, Marlon	WR	6-5	214	4/22/91	2	Georgia	Memphis, TN
15	Campanaro, Michael	WR/RS	5-9	185	1/25/91	R	Wake Forest	Clarksville, MD
99	Canty, Chris	DE	6-7	317	11/10/82	10	Virginia	Charlotte, NC
23	Cason, Antoine	CB	6-1	195	7/9/86	7	Arizona	Long Beach, CA
62	Cody, Terrence	DT	6-4	345	6/28/88	5	Alabama	Fort Myers, FL
81	Daniels, Owen	TE	6-3	245	11/9/82	9	Wisconsin	Naperville, IL
58	Dumervil, Elvis	OLB	5-11	255	1/19/84	9	Louisville	Miami, FL
26	Elam, Matt	S	5-10	200	9/21/91	2	Florida	West Palm Beach, FL
5	Flacco, Joe	QB	6-6	245	1/16/85	7	Delaware	Audubon, NJ
29	Forsett, Justin	RB	5-8	197	10/14/85	7	California	Lakeland, FL
80	Gillmore, Crockett	TE	6-6	251	11/16/91	R	Colorado State	Bushland, TX
66	Gradkowski, Gino	G/C	6-3	300	11/5/88	3	Delaware	Pittsburgh, PA
42	Greenwood, Chris	CB	6-1	193	7/10/89	3	Albion	Detroit, MI
67	Guy, Lawrence	DE	6-4	318	3/17/90	3	Arizona State	Las Vegas, NV
33	Hill, Will	S	6-1	207	3/7/90	3	Florida	West Orange, NJ
74	Hurst, James	T	6-5	308	12/17/91	R	North Carolina	Plainfield, IN
77	Jensen, Ryan	OL	6-4	306	5/27/91	2	Colorado State-Pueblo	Fort Morgan, CO
97	Jernigan, Timmy	DT	6-2	300	9/24/92	R	Florida State	Lake City, FL
12	Jones, Jacoby	WR/RS	6-2	215	7/11/84	8	Lane	New Orleans, LA
44	Juszczyk, Kyle	FB	6-1	248	4/23/91	2	Harvard	Medina, OH
4	Koch, Sam	P	6-1	222	8/13/82	9	Nebraska	Seward, NE
41	Levine, Anthony	CB	5-11	203	3/27/87	3	Tennessee State	Winston-Salem, NC
50	McClellan, Albert	ILB	6-2	248	6/4/86	4	Marshall	Lakeland, FL
90	McPhee, Pernell	OLB	6-3	280	12/17/88	4	Mississippi State	Pahokee, FL
56	Means, Steven	DE	6-3	260	9/16/90	2	Buffalo	Buffalo, NY
38	Melvin, Rashaan	CB	6-2	193	10/2/89	1	Northern Illinois	Waukegan, IL
36	Miles, Jeremy	S	6-2	211	7/20/87	5	Massachusetts	Sicklerville, NJ
60	Monroe, Eugene	T	6-5	300	4/18/87	6	Virginia	Plainfield, NJ
57	Mosley, C.J.	LB	6-2	235	6/19/92	R	Alabama	Mobile, AL
54	Orr, Zachary	LB	6-0	237	6/9/92	R	North Texas	DeSoto, TX
72	Osemele, Kelechi	G/T	6-5	330	6/24/89	3	Iowa State	Houston, TX
30	Pierce, Bernard	RB	6-0	230	5/10/91	3	Temple	Ardmore, PA
48	Scales, Patrick	LS	6-4	228	2/11/88	1	Utah State	North Ogden, UT
51	Smith, Daryl	ILB	6-2	250	3/14/82	11	Georgia Tech	Albany, GA
89	Smith Sr., Steve	WR	5-9	195	5/12/79	14	Utah	Los Angeles, CA
82	Smith, Torrey	WR	6-0	205	1/26/89	4	Maryland	Falmouth, VA
24	Stewart, Darian	S	5-11	214	8/4/88	5	South Carolina	Huntsville, AL
55	Suggs, Terrell	OLB	6-3	260	10/11/82	12	Arizona State	Chandler, AZ
84	Supernaw, Phillip	TE	6-5	248	1/30/90	1	Ouachita Baptist	Katy, TX
2	Taylor, Tyrod	QB	6-1	208	8/3/89	4	Virginia Tech	Hampton, VA
43	Toussaint, Fitzgerald	RB	5-10	205	5/4/90	R	Michigan	Youngstown, OH
28	Trawick, Brynden	S	6-2	225	10/23/89	2	Troy	Marietta, GA
9	Tucker, Justin	K	6-0	189	11/21/89	3	Texas	Austin, TX
93	Tyson, DeAngelo	DE	6-2	315	4/12/89	3	Georgia	Statesboro, GA
91	Upshaw, Courtney	OLB	6-2	272	12/13/89	3	Alabama	Eufaula, AL
64	Urschel, John	G/C	6-3	308	6/24/91	R	Penn State	Buffalo, NY
79	Walker, Casey	DT	6-1	340	12/6/89	1	Oklahoma	Garland, TX
21	Webb, Lardarius	CB/RS	5-10	182	10/12/85	6	Nicholls State	Opelika, AL
98	Williams, Brandon	DT	6-1	335	2/21/89	2	Missouri Southern St.	Kirkwood, MO
73	Yanda, Marshal	G/T	6-3	305	9/15/84	8	Iowa	Anamosa, IA
53	Zuttah, Jeremy	G/C	6-4	300	6/1/86	7	Rutgers	Edison, NJ

**Practice Squad**

78	Jones, Marcel	G/T	6-7	320	9/4/88	2	Nebraska	Phoenix, AZ
83	Lemon, Alec	WR	6-1	203	7/1/91	1	Syracuse	Crofton, MD
65	Menkin, Nate	TE	6-5	300	10/4/88	1	Mary Hardin-Baylor	Lago Vista, TX
32	Pointer, Quinton	CB	5-9	186	4/16/88	3	UNLV	Cape Coral, FL
45	Poole, Tauren	RB	5-10	210	10/18/89	2	Tennessee	Toccoa, GA
85	Reisner, Allen	TE	6-3	255	9/29/88	3	Iowa	Marion, IA
13	Robinson, Aldrick	WR	5-10	184	9/24/88	3	Southern Methodist	Waxahachie, TX
35	Small, Kiero	FB	5-9	242	3/1/89	R	Arkansas	Baltimore, MD
63	'Unga, J.J.	G/T	6-5	320	1/5/87	1	Midwestern State	Rochester, CA
10	Wenning, Keith	QB	6-3	222	2/14/91	R	Ball State	Coldwater, OH

**Injured Reserve**

68	Bilukidi, Christo (ankle)	DT	6-5	320	12/13/89	3	Georgia State	Ottawa, Ontario
31	Brooks, Terrence (knee)	S	5-11	200	3/2/91	R	Florida State	Dunnellon, FL
17	Butler, Jeremy (shoulder)	WR	6-2	218	4/22/91	R	Tennessee-Martin	Sarasota, FL
46	Cox, Morgan (knee)	LS	6-4	233	4/26/86	5	Tennessee	Collierville, TN
37	Gorrer, Danny (knee)	CB	6-0	180	6/1/86	5	Texas A&M	Port Arthur, TX
25	Jackson, Asa (knee)	CB/RS	5-10	182	12/2/89	3	Cal Poly	Sacramento, CA
39	Jacobs, Tramain (hamstring)	CB	5-11	182	5/20/92	R	Texas A&M	Covington, LA
95	Lewis-Moore, Kapron (Achilles)	DE	6-4	310	1/24/90	2	Notre Dame	Weatherford, TX
88	Pitta, Dennis (hip)	TE	6-4	245	6/29/85	5	BYU	Moorpark, CA
n/a	Rackley, Will (concussion)	G	6-3	318	10/11/89	4	Lehigh	Riverdale, GA
76	Reid, Jah (hand)	G/T	6-7	320	7/21/88	4	Central Florida	Haines City, FL
86	Reuland, Konrad (foot, PS IR)	TE	6-5	260	4/4/87	3	Stanford	Mission Viejo, CA
38	Ross, Aaron (Achilles)	CB	6-0	190	9/15/82	8	Texas	San Antonio, TX
47	McDermott, Kevin (elbow)	LS	6-4	234	1/12/90	2	UCLA	Nashville, TN
22	Smith, Jimmy (foot)	CB	6-2	209	7/26/88	4	Colorado	Colton, CA
34	Taliaferro, Lorenzo (foot)	RB	6-0	226	12/23/91	R	Coastal Carolina	Yorktown, VA
96	Urban, Brent (knee)	DE	6-7	295	5/5/91	R	Virginia	Mississauga, Ontario
71	Wagner, Rick (foot)	G/T	6-6	310	10/21/89	2	Wisconsin	West Allis, WI

**NFL Suspension**

92	Ngata, Haloti (1 game remaining)	DT	6-4	340	1/21/84	9	Oregon	Salt Lake City, UT
----	----------------------------------	----	-----	-----	---------	---	--------	--------------------

## NUMERICAL ROSTER

No.	Name	Pos.	Ht.	Wt.	Birthdate	Exp.	College	How Acq.	P	S	DNP	INA
2	Tyrod Taylor	QB	6-1	208	8/3/89	4	Virginia Tech	D6 '11	1	0	14	0
4	Sam Koch	P	6-1	222	8/13/82	9	Nebraska	D6a '06	15	0	0	0
5	Joe Flacco	QB	6-6	245	1/16/85	7	Delaware	D1 '08	15	15	0	0
9	Justin Tucker	K	6-0	189	11/21/89	3	Texas	FA '12	15	0	0	0
11	Kamar Aiken	WR	6-2	215	5/30/89	2	Central Florida	FA '13	15	0	0	0
12	Jacoby Jones	WR/RS	6-2	215	7/11/84	8	Lane	FA '12	15	0	0	0
14	Marlon Brown	WR	6-5	214	4/22/91	2	Georgia	FA '13	13	1	0	2
15	Michael Campanaro	WR/RS	5-9	185	1/25/91	R	Wake Forest	D7 '14	3	0	0	12
21	Lardarius Webb	CB/RS	5-10	182	10/12/85	6	Nicholls State	D3 '09	12	10	0	3
23	Antoine Cason	CB	6-1	195	7/9/86	7	Arizona	FA '14	12	10	1	1
24	Darian Stewart	S	5-11	214	8/4/88	5	South Carolina	UFA (STL) '14	15	13	0	0
26	Matt Elam	S	5-10	200	9/21/91	2	Florida	D1 '13	15	11	0	0
28	Brynden Trawick	S	6-2	225	10/23/89	2	Troy	FA '13	14	0	0	1
29	Justin Forsett	RB	5-8	197	10/14/85	7	California	FA '14	15	13	0	0
30	Bernard Pierce	RB	6-0	230	5/10/91	3	Temple	D3 '12	12	2	1	2
33	Will Hill	S	6-1	207	3/7/90	3	Florida	FA '14	9	7	0	0
36	Jeromy Miles	S	6-2	211	7/20/87	5	Massachusetts	WAV (Cin.) '13	15	2	0	0
38	Rashaan Melvin	CB	6-2	193	10/2/89	1	Northern Illinois	FA '14	2	1	0	4
41	Anthony Levine	CB	5-11	203	3/27/87	3	Tennessee State	FA '12	15	3	0	0
42	Chris Greenwood	CB	6-1	193	7/10/89	3	Albion	FA '14	0	0	0	1
43	Fitzgerald Toussaint	RB	5-10	205	5/4/90	R	Michigan	FA '14	1	0	2	1
44	Kyle Juszczyk	FB	6-1	248	4/23/91	2	Harvard	D4b '13	15	13	0	0
48	Patrick Scales	LS	6-4	228	2/11/88	1	Utah State	FA '14	1	0	0	0
50	Albert McClellan	ILB	6-2	248	6/4/86	4	Marshall	FA '10	15	0	0	0
51	Daryl Smith	ILB	6-2	250	3/14/82	11	Georgia Tech	UFA (JAX) '13	15	15	0	0
53	Jeremy Zuttah	G/C	6-4	300	6/1/86	7	Rutgers	TR (TB) '14	15	15	0	0
54	Zachary Orr	LB	6-0	237	6/9/92	R	North Texas	FA '14	14	0	0	1
55	Terrell Suggs	OLB	6-3	260	10/11/82	12	Arizona State	D1a '03	15	15	0	0
56	Steven Means	DE	6-3	260	9/16/90	2	Buffalo	FA '14	1	0	0	0
57	C.J. Mosley	LB	6-2	235	6/19/92	R	Alabama	D1 '14	15	15	0	0
58	Elvis Dumervil	OLB	5-11	253	1/19/84	9	Louisville	FA '13	15	2	0	0
59	Arthur Brown	ILB	6-0	235	6/17/90	2	Kansas State	D2 '13	3	0	0	12
60	Eugene Monroe	T	6-5	300	4/18/87	6	Virginia	TR (JAX) '13	11	11	0	4
62	Terrence Cody	DT	6-4	345	6/28/88	5	Alabama	D2b '10	1	0	0	5
64	John Urschel	G/C	6-3	308	6/24/91	R	Penn State	D5 '14	10	2	0	5
66	Gino Gradkowski	G/C	6-3	300	11/5/88	3	Delaware	D4a '12	7	0	0	8
67	Lawrence Guy	DE	6-4	318	3/17/90	3	Arizona State	WAV (SD) '14	13	0	0	2
72	Kelechi Osemele	G/T	6-5	330	6/24/89	3	Iowa State	D2b '12	13	13	0	2
73	Marshal Yanda	G/T	6-3	305	9/15/84	8	Iowa	D3b '07	15	15	0	0
74	James Hurst	T	6-5	308	12/17/91	R	North Carolina	FA '14	15	4	0	0
77	Ryan Jensen	OL	6-4	306	5/27/91	2	Colorado State-Pueblo	D6b '13	0	0	0	1
79	Casey Walker	DT	6-1	340	12/6/89	1	Oklahoma	FA '14	5	1	0	3
80	Crockett Gillmore	TE	6-6	251	11/16/91	R	Colorado State	D3b '14	14	1	0	1
81	Owen Daniels	TE	6-3	245	11/9/82	9	Wisconsin	FA '14	14	12	0	1
82	Torrey Smith	WR	6-0	205	1/26/89	4	Maryland	D2 '11	15	15	0	0
84	Phillip Supernaw	TE	6-5	248	1/30/90	1	Ouachita Baptist	FA '14	7	1	1	1
89	Steve Smith Sr.	WR	5-9	195	5/12/79	14	Utah	FA '14	15	15	0	0
90	Pernell McPhee	OLB	6-3	280	12/17/88	4	Mississippi State	D5b '11	15	0	0	0
91	Courtney Upshaw	OLB	6-2	272	12/13/89	3	Alabama	D2a '12	15	13	0	0
93	DeAngelo Tyson	DE	6-2	315	4/12/89	3	Georgia	D7 '12	10	4	0	5
97	Timmy Jernigan	DT	6-2	300	9/24/92	R	Florida State	D2 '14	11	2	0	4
98	Brandon Williams	DT	6-1	335	2/21/89	2	Missouri Southern St.	D3 '13	15	13	0	0
99	Chris Canty	DE	6-7	317	11/10/82	10	Virginia	FA '13	11	11	0	4
<b>Practice Squad</b>												
10	Keith Wenning	QB	6-3	222	2/14/91	R	Ball State	D6 '14	0	0	0	0
13	Aldrick Robinson	WR	5-10	184	9/24/88	3	Southern Methodist	FA '14	5	0	0	7
32	Quinton Pointer	CB	5-9	186	4/16/88	3	UNLV	FA '14	0	0	0	0
35	Kiero Small	FB	5-9	242	5/1/89	R	Arkansas	FA '14	3	3	0	0
45	Tauren Poole	RB	5-10	210	10/19/89	2	Tennessee	FA '14	0	0	0	0
63	J.J. 'Unga	G/T	6-5	320	1/5/87	1	Midwestern State	FA '14	0	0	0	0
65	Nate Menkin	TE	6-5	300	10/4/88	1	Mary Hardin-Baylor	FA '14	0	0	0	0
78	Marcel Jones	G/T	6-7	320	9/4/88	2	Nebraska	FA '14	0	0	0	0
83	Alec Lemon	WR	6-1	203	7/1/91	1	Syracuse	FA '14	0	0	0	0
85	Allen Reisner	TE	6-3	255	9/29/88	3	Iowa	FA '14	0	0	0	0
<b>Injured Reserve</b>												
17	Jeremy Butler (shoulder)	WR	6-2	218	4/22/91	R	Tennessee-Martin	FA '14	0	0	0	0
22	Jimmy Smith (foot)	CB	6-2	209	7/26/88	4	Colorado	D1 '11	8	8	0	1
25	Asa Jackson (knee)	CB/RS	5-10	182	12/2/89	3	Cal Poly	D5 '12	7	6	0	0
31	Terrence Brooks (knee)	S	5-11	200	3/2/91	R	Florida State	D3a '14	11	0	0	3
34	Lorenzo Taliaferro (foot)	RB	6-0	226	12/23/91	R	Coastal Carolina	D4b '14	13	0	0	1
37	Danny Gorrer (knee)	CB	6-0	180	6/1/86	5	Texas A&M	WAV (Det.) '14	10	0	0	0
38	Aaron Ross (Achilles)	CB	6-0	190	9/15/82	8	Texas	UFA (NYG) '14	0	0	0	0
39	Tramain Jacobs (hamstring)	CB	5-11	182	5/20/92	R	Texas A&M	FA '14	3	0	0	0
46	Morgan Cox (knee)	LS	6-4	233	4/26/86	5	Tennessee	FA '10	7	0	0	0
47	Kevin McDermott (elbow)	LS	6-4	234	1/12/90	2	UCLA	FA '14	7	0	0	0
68	Christo Bilukidi (ankle)	DT	6-5	320	12/13/89	3	Georgia State	WAV (CIN) '14	4	0	0	1
71	Rick Wagner (foot)	G/T	6-6	310	10/21/89	2	Wisconsin	D5 '13	15	15	0	0
76	Jah Reid (hand)	G/T	6-7	320	7/21/88	4	Central Florida	D3 '11	4	0	0	9
86	Konrad Reuland (foot, PS IR)	TE	6-5	260	4/4/87	3	Stanford	FA '14	0	0	0	0
88	Dennis Pitta (hip)	TE	6-4	245	6/29/85	5	BYU	D4 '10	3	3	0	0
95	Kapron Lewis-Moore (Achilles)	DE	6-4	310	1/24/90	2	Notre Dame	D6a '13	0	0	0	0
96	Brent Urban (knee)	DE	6-7	295	5/5/91	R	Virginia	D4a '14	0	0	0	0
n/a	Will Rackley (concussion)	G	6-3	318	10/11/89	4	Lehigh	FA '14	0	0	0	0
<b>NFL Suspension</b>												
92	Haloti Ngata (1 game remains)	DT	6-4	340	1/21/84	9	Oregon	D1 '06	12	12	0	0

# POSITIONAL ROSTER

## QUARTERBACKS

2 Tyrod Taylor . . . . . QB  
5 Joe Flacco . . . . . QB

## WIDE RECEIVERS

11 Kamar Aiken . . . . . WR  
12 Jacoby Jones . . . . . WR/RS  
14 Marlon Brown . . . . . WR  
15 Michael Campanaro . . . . . WR/RS  
82 Torrey Smith . . . . . WR  
89 Steve Smith Sr. . . . . WR

## RUNNING BACKS

29 Justin Forsett . . . . . RB  
30 Bernard Pierce . . . . . RB  
44 Kyle Juszczyk . . . . . FB  
43 Fitzgerald Toussaint . . . . . RB

## TIGHT ENDS

80 Crockett Gillmore . . . . . TE  
81 Owen Daniels . . . . . TE  
84 Phillip Supernaw . . . . . TE

## OFFENSIVE LINE

53 Jeremy Zuttah . . . . . G/C  
60 Eugene Monroe . . . . . T  
64 John Urschel . . . . . G/C  
66 Gino Gradkowski . . . . . G/C  
72 Kelechi Osemele . . . . . G/T  
73 Marshal Yanda . . . . . G/T  
74 James Hurst . . . . . T  
77 Ryan Jensen . . . . . OL

## SPECIALISTS

4 Sam Koch . . . . . P  
9 Justin Tucker . . . . . K  
48 Patrick Scales . . . . . LS

## SECONDARY

21 Lardarius Webb . . . . . CB/RS  
23 Antoine Cason . . . . . CB  
24 Darian Stewart . . . . . S  
26 Matt Elam . . . . . S  
28 Brynden Trawick . . . . . S  
33 Will Hill . . . . . S  
36 Jeromy Miles . . . . . S  
38 Rashaan Melvin . . . . . CB  
41 Anthony Levine . . . . . CB  
42 Chris Greenwood . . . . . CB

## NFL SUSPENSION

92 Haloti Ngata (1 game remaining) . . . . . DT

## LINEBACKERS

50 Albert McClellan . . . . . ILB  
51 Daryl Smith . . . . . ILB  
54 Zachary Orr . . . . . LB  
55 Terrell Suggs . . . . . OLB  
57 C.J. Mosley . . . . . LB  
58 Elvis Dumervil . . . . . OLB  
59 Arthur Brown . . . . . ILB  
90 Pernell McPhee . . . . . OLB  
91 Courtney Upshaw . . . . . OLB

## DEFENSIVE LINE

56 Steven Means . . . . . DE  
62 Terrence Cody . . . . . DT  
67 Lawrence Guy . . . . . DE  
79 Casey Walker . . . . . DT  
93 DeAngelo Tyson . . . . . DE  
97 Timmy Jernigan . . . . . DT  
98 Brandon Williams . . . . . DT  
99 Chris Canty . . . . . DE

## PRACTICE SQUAD

10 Keith Wenning . . . . . QB  
13 Aldrick Robinson . . . . . WR  
32 Quinton Pointer . . . . . CB  
35 Kiero Small . . . . . FB  
45 Tauren Poole . . . . . RB  
63 J.J. 'Unga . . . . . G/T  
65 Nate Menkin . . . . . TE  
78 Marcel Jones . . . . . G/T  
83 Alec Lemon . . . . . WR  
85 Allen Reisner . . . . . TE

## RESERVE/INJURED

17 Jeremy Butler (shoulder) . . . . . WR  
22 Jimmy Smith (foot) . . . . . CB  
25 Asa Jackson (knee) . . . . . CB/RS  
31 Terrence Brooks (knee) . . . . . S  
34 Lorenzo Taliaferro (foot) . . . . . RB  
37 Danny Gorrer (knee) . . . . . CB  
38 Aaron Ross (Achilles) . . . . . CB  
39 Tramain Jacobs (hamstring) . . . . . CB  
46 Morgan Cox (knee) . . . . . LS  
47 Kevin McDermott (elbow) . . . . . LS  
68 Christo Bilukidi (ankle) . . . . . DT  
71 Rick Wagner (foot) . . . . . G/T  
76 Jah Reid (hand) . . . . . G/T  
86 Konrad Reuland (foot, PS IR) . . . . . TE  
88 Dennis Pitta (hip) . . . . . TE  
95 Kapron Lewis-Moore (Achilles) . . . . . DE  
96 Brent Urban (knee) . . . . . DE  
n/a Will Rackley (concussion) . . . . . G

# COACHING STAFF

**John Harbaugh** . . . . . Head Coach  
**Jerry Rosburg** . . . . . Special Teams Coordinator/Associate Head Coach  
**Gary Kubiak** . . . . . Offensive Coordinator  
**Dean Pees** . . . . . Defensive Coordinator  
**Juney Barnett** . . . . . Assistant Strength and Conditioning  
**Clarence Brooks** . . . . . Defensive Line  
**Juan Castillo** . . . . . Offensive Line  
**Bill DeLorbe** . . . . . Cross Training Specialist  
**Rick Dennison** . . . . . Quarterbacks  
**Bobby Engram** . . . . . Wide Receivers  
**Thomas Hammock** . . . . . Running Backs  
**Chris Hewitt** . . . . . Assistant Defensive Backs  
**Don Martindale** . . . . . Inside Linebackers

**Ted Monachino** . . . . . Linebackers  
**Brian Pariani** . . . . . Tight Ends  
**Bob Rogucki** . . . . . Strength and Conditioning  
**Steve Spagnuolo** . . . . . Secondary/Assistant Head Coach  
**Craig Ver Steeg** . . . . . Senior Offensive Assistant  
**Todd Washington** . . . . . Assistant Offensive Line  
**Matt Weiss** . . . . . Defensive Quality Control/Linebackers Assistant  
**Randy Brown** . . . . . Kicking Consultant  
**Jay Harbaugh** . . . . . Offensive Quality Control  
**Megan McLaughlin** . . . . . Executive Assistant/Football Information Manager  
**Dan Parsons** . . . . . Assistant to Head Coach  
**Drew Wilkins** . . . . . Coaching Staff Assistant

# DEPTH CHART

Last updated Dec. 23 by Ravens PR staff.

## OFFENSE

<b>LWR</b>	82	Torrey Smith (15/15)	14	Marlon Brown (13/1)	<u>15</u>	<u>Michael Campanaro (3/0)</u>
<b>RWR</b>	89	Steve Smith Sr. (15/15)	11	Kamar Aiken (15/0)	12	Jacoby Jones (15/0)
<b>LT</b>	60	Eugene Monroe (11/11)	<u>74</u>	<u>James Hurst (15/4)</u>		
<b>LG</b>	72	Kelechi Osemele (13/13)	<u>64</u>	<u>John Urschel (10/2)</u>	77	Ryan Jensen (0/0)
<b>C</b>	53	Jeremy Zuttah (15/15)	66	Gino Gradkowski (7/0)	77	Ryan Jensen (0/0)
<b>RG</b>	73	Marshal Yanda (15/15)	<u>64</u>	<u>John Urschel (10/2)</u>	77	Ryan Jensen (0/0)
<b>RT</b>	<u>74</u>	<u>James Hurst (15/4)</u>	73	Marshal Yanda (15/15)		
<b>TE</b>	81	Owen Daniels (14/12)	<u>80</u>	<u>Crockett Gillmore (14/1)</u>	84	Phillip Supernaw (7/0)
<b>QB</b>	5	Joe Flacco (15/15)	2	Tyrod Taylor (1/0)		
<b>FB</b>	44	Kyle Juszczyk (15/13)				
<b>RB</b>	29	Justin Forsett (15/13)	30	Bernard Pierce (12/2)	<u>43</u>	<u>Fitzgerald Toussaint (1/0)</u>

## DEFENSE

<b>DT</b>	<u>97</u>	<u>Timmy Jernigan (11/2)</u>	79	Casey Walker (5/1)		
<b>NT</b>	98	Brandon Williams (15/13)	62	Terrence Cody (1/0)		
<b>DE</b>	99	Chris Canty (11/11)	67	Lawrence Guy (13/0)	93	DeAngelo Tyson (10/4)
<b>OLB</b>	55	Terrell Suggs (15/15)	90	Pernell McPhee (15/0)		56 Steven Means (0/0)
<b>ILB</b>	<u>57</u>	<u>C.J. Mosley (15/15)</u>	59	Arthur Brown (3/0)		
<b>ILB</b>	51	Daryl Smith (15/15)	50	Albert McClellan (15/0)	<u>54</u>	<u>Zachary Orr (14/0)</u>
<b>Sam</b>	91	Courtney Upshaw (15/13) -OR-	58	Elvis Dumervil (15/2)		
<b>LCB</b>	21	Lardarius Webb (12/10)	23	Antoine Cason (12/10)		
<b>SS</b>	33	Will Hill (9/7) -OR-	26	Matt Elam (15/11)	28	Brynden Trawick (14/0)
<b>FS</b>	24	Darian Stewart (15/13) -OR-	36	Jeromy Miles (15/2)		
<b>RCB</b>	38	Rashaan Melvin (2/1)	41	Anthony Levine (15/3)	42	Chris Greenwood (0/0)

## SPECIAL TEAMS

<b>P</b>	4	Sam Koch (15/0)				
<b>K</b>	9	Justin Tucker (15/0)				
<b>H</b>	4	Sam Koch (15/0)				
<b>LS</b>	48	Patrick Scales (1/0)				
<b>KOR</b>	12	Jacoby Jones (15/0)	<u>15</u>	<u>Michael Campanaro (3/0)</u>	21	Lardarius Webb (12/10)
<b>PR</b>	12	Jacoby Jones (15/0)	<u>15</u>	<u>Michael Campanaro (3/0)</u>	21	Lardarius Webb (12/10)

(2014 Games Played/Games Started)

Rookie Players Underlined

\* Injured Player

## PRONUNCIATION GUIDE

**Players:** Kamar Aiken (kuh-MARR); Christo Bilukidi (bill-oo-KEE-dee); Michael Campanaro (camp-ah-NAIR-oh); Antoine Cason (ann-TWON KAY-sun); Danny Gorrer (GORE-er); Asa Jackson (ACE-uh); Kyle Juszczyk (YOOZ-check); Sam Koch (Cook); Anthony Levine (luh-VEEN); Kapron Lewis-Moore (CAP-rin); Pernell McPhee (purr-NELL); Haloti Ngata (ha-LOW-tee NAH-tah); Kelechi Osemele (kah-LETCHE-ee oh-SEM-uh-lee); Dennis Pitta (PIT-uh); Lorenzo Taliaferro (tal-uh-FARE-o); Fitzgerald Toussaint (TOO-sawnt); Brynden Trawick (BREN-den TRAH-wick); Lardarius Webb (lahr-DARE-ee-us); Marshal Yanda (YAWN-da); Jeremy Zuttah (ZOO-tuh)  
**Coaches:** Juan Castillo (cass-TEE-yo); Ted Monachino (mah-nah-KEY-no); Brian Pariani (pair-ee-ON-ee); Bob Rogucki (ruh-GUS-key); Steve Spagnuolo (spag-NO-low); Craig Ver Steeg (ver-STEGG)



# GAME-BY-GAME STARTERS

## OFFENSE

GAME	WR	LT	LG	C	RG	RT	TE	WR	QB	RB	FB	OTHER
09/07/14	Smith	Monroe	Osemele	Zuttah	Yanda	Wagner	Pitta	Smith Sr.	Flacco	Pierce	Juszczzyk	
09/11/14	Smith	Monroe	Osemele	Zuttah	Yanda	Wagner	Pitta	Smith Sr.	Flacco	Pierce	n/a	Daniels (TE)
09/21/14	Smith	Monroe	Osemele	Zuttah	Yanda	Wagner	Pitta	Smith Sr.	Flacco	Forsett	Juszczzyk	
09/28/14	Smith	<b>Hurst</b>	Osemele	Zuttah	Yanda	Wagner	Daniels	Smith Sr.	Flacco	Forsett	Juszczzyk	
10/05/14	Smith	Hurst	Osemele	Zuttah	Yanda	Wagner	Daniels	Smith Sr.	Flacco	Forsett	Juszczzyk	
10/12/14	Smith	Hurst	<b>Urschel</b>	Zuttah	Yanda	Wagner	Daniels	Smith Sr.	Flacco	Forsett	Juszczzyk	
10/19/14	Smith	Hurst	Urschel	Zuttah	Yanda	Wagner	Daniels	Smith Sr.	Flacco	Forsett	Juszczzyk	
10/26/14	Smith	Monroe	Osemele	Zuttah	Yanda	Wagner	<b>Gillmore</b>	Smith Sr.	Flacco	Forsett	Juszczzyk	
11/02/14	Smith	Monroe	Osemele	Zuttah	Yanda	Wagner	Daniels	Smith Sr.	Flacco	Forsett	Juszczzyk	
11/09/14	Smith	Monroe	Osemele	Zuttah	Yanda	Wagner	Daniels	Smith Sr.	Flacco	Forsett	Juszczzyk	
11/24/14	Smith	Monroe	Osemele	Zuttah	Yanda	Wagner	Daniels	Smith Sr.	Flacco	Forsett	Juszczzyk	
11/30/14	Smith	Monroe	Osemele	Zuttah	Yanda	Wagner	Daniels	Smith Sr.	Flacco	Forsett	n/a	Brown (WR)
12/07/14	Smith	Monroe	Osemele	Zuttah	Yanda	Wagner	Daniels	Smith Sr.	Flacco	Forsett	Juszczzyk	
12/14/14	Smith	Monroe	Osemele	Zuttah	Yanda	Wagner	Daniels	Smith Sr.	Flacco	Forsett	Juszczzyk	
12/21/14	Smith	Monroe	Osemele	Zuttah	Yanda	Wagner	Daniels	Smith Sr.	Flacco	Forsett	Juszczzyk	
12/28/14	Smith	Monroe	Osemele	Zuttah	Yanda	Wagner	Daniels	Smith Sr.	Flacco	Forsett	Juszczzyk	

## DEFENSE

GAME	DT	DE	NT	SAM	MIKE	WILL	RUSH	RCB	LCB	SS	FS	OTHER
09/07/14	Ngata	Canty	Williams	Upshaw	D. Smith	<b>Mosley</b>	Suggs	J. Smith	Brown	Elam	Stewart	
09/11/14	Ngata	Canty	Williams	Upshaw	D. Smith	Mosley	Suggs	J. Smith	<b>Jackson</b>	Elam	Stewart	
09/21/14	Ngata	Canty	Williams	Upshaw	D. Smith	Mosley	Suggs	J. Smith	Jackson	Elam	Stewart	
09/28/14	Ngata	Canty	Williams	Upshaw	D. Smith	Mosley	Suggs	J. Smith	Jackson	Elam	Stewart	
10/05/14	Ngata	Tyson	Williams	Upshaw	D. Smith	Mosley	Suggs	J. Smith	Jackson	Elam	Stewart	
10/12/14	Ngata	Tyson	Williams	Upshaw	D. Smith	Mosley	Suggs	J. Smith	Webb	Elam	Stewart	
10/19/14	Ngata	Tyson	Williams	Upshaw	D. Smith	Mosley	Suggs	J. Smith	Webb	Elam	Stewart	
10/26/14	Ngata	Tyson	Williams	Upshaw	D. Smith	Mosley	Suggs	J. Smith	Webb	Elam	Stewart	
11/02/14	Ngata	Canty	n/a	Upshaw	D. Smith	Mosley	Suggs	Franks	Webb	Hill	Stewart	Elam (DB)
11/09/14	Ngata	Canty	Williams	Upshaw	D. Smith	Mosley	Suggs	<b>Levine</b>	Webb	Hill	Stewart	
11/24/14	Ngata	Canty	Williams	Upshaw	D. Smith	Mosley	Suggs	Levine	Webb	Hill	Stewart	
11/30/14	Ngata	Canty	n/a	Dumervil	D. Smith	Mosley	Suggs	Levine	Webb	Hill	Miles	Elam (DB)
12/07/14	Williams	Canty	n/a	Dumervil	D. Smith	Mosley	Suggs	Levine	Webb	Hill	Miles	Elam (DB)
12/14/14	<b>Jernigan</b>	Canty	Williams	Upshaw	D. Smith	Mosley	Suggs	Jackson	Webb	Hill	Miles	Elam (DB)
12/21/14	Jernigan	Canty	Williams	Upshaw	D. Smith	Mosley	Suggs	Jackson	Webb	Hill	Stewart	
12/28/14	Jernigan	Canty	Williams	Upshaw	D. Smith	Mosley	Suggs	<b>Melvin</b>	Webb	Hill	Stewart	

**Bold denotes first NFL start**

# 2014 TRANSACTIONS

- **Dec. 30, 2013:** Signed WR Kamar Aiken, TE Matt Furstenburg, DT Cody Larsen, T David Mims, TE Nathan Overbay, WR Gerrard Sheppard, QB Nick Stephens and G Reggie Stephens to Reserve/Future Contracts.
- **Jan. 2:** Signed **RB Cierre Wood** to a Reserve/Future contract.
- **Feb. 27:** Terminated the contracts of vested veterans FB Vonta Leach and LB Jameel McClain.
- **March 5:** Re-signed unrestricted free agent TE Dennis Pitta.
- **March 11:** Re-signed restricted free agent LB Albert McClellan.
- **March 12:** Re-signed unrestricted free agent T Eugene Monroe.
- **March 13:** Re-signed unrestricted free agent WR/RS Jacoby Jones.
- **March 14:** Re-signed unrestricted free agent S Jeromy Miles; Signed free agent **WR Steve Smith, Sr.**
- **March 17:** Re-signed unrestricted free agent LB Daryl Smith.
- **March 19:** Re-signed exclusive rights free agent S Brynden Trawick.
- **March 24:** Signed unrestricted free agent **S Darian Stewart.**
- **March 26:** Traded a 2015 draft choice to Tampa Bay in exchange for **G/C Jeremy Zuttah.**
- **April 4:** Signed free agent **TE Owen Daniels** and **RB Justin Forsett**; Re-signed unrestricted free agent NT Terrence Cody.
- **April 16:** Re-signed exclusive rights free agent OLB D.J. Bryant.
- **April 18:** Re-signed exclusive rights free agent LB Josh Bynes.
- **April 21:** Re-signed exclusive rights free agents OLB Adrian Hamilton and S Anthony Levine.
- **April 24:** Signed free agent WR LaQuan Williams.
- **April 29:** Re-signed exclusive rights free agent S Omar Brown.
- **May 12:** Signed rookie free agents **LB Xavius Boyd, DT Levi Brown, WR Jeremy Butler, WR Jace Davis, T Parker Graham, DT Derrick Hopkins, T James Hurst, CB Tramain Jacobs, P Richie Leone, DT Jamie Meder, S Dexter Moody, CB Deji Olatoye, LB Zachary Orr, DT A.J. Pataiali'i, CB Avery Patterson, CB Sammy Seamster and T Brett Van Sloten.**
- **May 13:** Signed rookie free agent **LB Ryan Jones.**
- **May 14:** Signed 2014 draft picks **TE Crockett Gillmore, G/C John Urschel and QB Keith Wenning.**
- **May 15:** Signed 2014 draft pick **WR Michael Campanaro.**
- **May 16:** Signed 2014 draft pick **RB Lorenzo Taliaferro.**
- **May 17:** Signed 2014 draft picks **DT Timmy Jernigan and DE Brent Urban.**
- **May 19:** Waived TE Matt Furstenburg, DL/OL Cody Larsen and LB D.J. Bryant (failed physical); Signed free agents **FB Shaun Chapas, G Will Rackley and TE Phillip Supernaw.**
- **May 27:** Signed 2014 draft pick **LB C.J. Mosley.**
- **May 29:** Waived (injured) LB Ryan Jones; Signed rookie free agent **RB Fitzgerald Toussaint.**
- **May 30:** Waived QB Nick Stephens; Signed 2014 draft pick **S Terrence Brooks** and rookie free agent **LB D.J. Roberts.**
- **June 17:** Waived (failed physicals) OBL Adrian Hamilton and WR Aaron Mellette.
- **June 20:** Waived (failed physical) LB Xavius Boyd; Waived S Dexter Moody and CB Avery Patterson; Signed **OLB Nicholas DiMarco, CB Dominique Franks, CB Aaron Ross, LB Austin Spitler and WR Mike Willie.**
- **July 24:** Placed CB Aaron Ross (Achilles) on Injured Reserve.
- **July 26:** Signed free agent **S Will Hill.**
- **July 29:** Waived WR Gerrard Sheppard; Signed free agent **CB Marrio Norman.**
- **Aug. 25:** Waived S Omar Brown, LB Nicholas DiMarco, P Richie Leone, T David Mims, CB Marrio Norman, CB Deji Olatoye, LB Austin Spitler, WR LaQuan Williams, WR Mike Willie and CB Cierre Wood; Waived (injured) FB Shaun Chapas and T Brett Van Sloten; Placed DE Kapron Lewis-Moore (Achilles), G Will Rackley (concussion) and DE Brent Urban (knee) on Injured Reserve.
- **Aug. 27:** Waived WR Jace Davis; Signed free agent **CB Derek Cox.**
- **Aug. 29:** Waived DT Levi Brown, DT Derrick Hopkins, TE Nathan Overbay, OLB D.J. Roberts and C Reggie Stephens.
- **Aug. 30:** Placed DT Terrence Cody (hip) on the Physically Unable to Perform list; Placed WR Jeremy Butler (shoulder) on Injured Reserve; Terminated the contracts of vested veterans CB Derek Cox and CB Dominique Franks; Waived T Parker Graham, CB Tramain Jacobs, G/C Ryan Jensen, DT Jamie Meder, DT A.J. Pataiali'i, CB Sammy Seamster, G/C A.Q. Shipley, OLB John Simon, TE Phillip Supernaw, RB Fitzgerald Toussaint and QB Keith Wenning.
- **Aug. 31:** Signed the following players to the practice squad: CB Tramain Jacobs, OL Ryan Jensen, DT Jamie Meder, CB Deji Olatoye, DT A.J. Pataiali'i, OLB John Simon, TE Phillip Supernaw, RB Fitzgerald Toussaint and QB Keith Wenning.
- **Sept. 1:** Signed **G/T Marcel Jones** to the practice squad.
- **Sept. 2:** Waived LB Josh Bynes; Re-signed veteran CB Derek Cox.
- **Sept. 3:** Waived CB Deji Olatoye from the practice squad; Signed **CB Jamell Fleming** to the practice squad.
- **Sept. 4:** Waived DT A.J. Pataiali'i from the practice squad; Re-signed LB Josh Bynes to the practice squad.
- **Sept. 6:** Waived CB Derek Cox; Elevated RB Fitzgerald Toussaint from the practice squad to the 53-man roster.
- **Sept. 8:** Terminated the contract of vested veteran **RB Ray Rice**; Waived RB Fitzgerald Toussaint; Claimed from waivers (Cin.) **DT Christo Bilukidi.**
- **Sept. 9:** Re-signed RB Fitzgerald Toussaint to the practice squad.
- **Sept. 15:** Signed **CB Lou Young** to the practice squad after CB Jemell Fleming was signed off the Ravens' practice squad by Kansas City.
- **Sept. 22:** Waived WR/RS Deonte Thompson; Signed RB Fitzgerald Toussaint from the practice squad to the 53-man roster.
- **Sept. 23:** Waived RB Fitzgerald Toussaint; Re-signed WR/RS Deonte Thompson to the 53-man roster; Re-signed DT A.J. Pataiali'i to the practice squad; Placed TE Dennis Pitta (hip) on Injured Reserve; Elevated TE Phillip Supernaw from the practice squad to the 53-man roster; Signed **TE Emmanuel Ogbuehi** to the practice squad.
- **Sept. 24:** Waived WR/RS Deonte Thompson; Claimed from waivers (SD) **DE Lawrence Guy**; Re-signed RB Fitzgerald Toussaint to the practice squad.
- **Sept. 26:** Waived DT A.J. Pataiali'i from the practice squad; Re-signed WR/RS Deonte Thompson to the practice squad.
- **Oct. 7:** Waived TE Phillip Supernaw; Claimed from waivers (GB) **TE Ryan Taylor**; Signed **DE Steven Means** to the practice squad after OLB John Simon was claimed off the practice squad by Houston.
- **Oct. 8:** Placed CB/RS Asa Jackson (toe) on Injured Reserve - Designated for Return; Re-signed CB Dominique Franks to the 53-man roster.
- **Oct. 9:** Waived CB Lou Young from the practice squad; Re-signed TE Phillip Supernaw to the practice squad.
- **Oct. 18:** Placed DT Christo Bilukidi (ankle) on Injured Reserve; Activated S Will Hill, who was suspended for the season's first six games, to the 53-man roster.
- **Oct. 20:** Placed LS Morgan Cox (knee) on Injured Reserve; Signed free agent **LS Kevin McDermott.**
- **Oct. 25:** Waived TE Ryan Taylor; Signed TE Phillip Supernaw from the practice squad to the 53-man roster.
- **Oct. 28:** Signed WR Jace Davis to the practice squad.
- **Nov. 4:** Waived CB Chykie Brown and TE Phillip Supernaw; Activated DT Terrence Cody from the Physically Unable to Perform list and CB Tramain Jacobs from the practice squad to the 53-man roster; Waived vested veteran CB Dominique Franks; Claimed from waivers (Det.) **CB Danny Gorrer.**
- **Nov. 6:** Re-signed TE Phillip Supernaw to the practice squad.
- **Nov. 8:** Placed CB Jimmy Smith (foot) on Injured Reserve; Signed **CB Rashaan Melvin** off Tampa Bay's practice squad to the 53-man roster
- **Nov. 10:** Waived DT Jamie Meder from the practice squad; Signed **T Terren Jones** to the practice squad.
- **Nov. 12:** Signed **TE Konrad Reuland** to the practice squad after TE Phillip Supernaw was claimed off the practice squad by Kansas City.
- **Nov. 13:** Terminated the contract of practice squad player WR Jace Davis; Signed **FB Kiero Small** to the practice squad.
- **Nov. 17:** Terminated the contract of practice squad player TE Emmanuel Ogbuehi; Signed **TE Allen Reisner** to the practice squad.
- **Nov. 26:** Placed TE Konrad Reuland (foot) on Practice Squad Injured Reserve; Re-signed TE Emmanuel Ogbuehi to the practice squad.
- **Dec. 3:** Waived TE Allen Reisner from the practice squad; Re-signed TE Phillip Supernaw and WR LaQuan Williams to the practice squad after T Terren Jones was signed off the practice squad to Tennessee's active roster.
- **Dec. 5:** Activated TE Phillip Supernaw from the practice squad to the 53-man roster.
- **Dec. 6:** Placed CB Tramain Jacobs (hamstring) on Injured Reserve; Activated CB Asa Jackson (toe) from the Injured Reserve - Designated for Return list.
- **Dec. 9:** Placed CB Danny Gorrer (knee) on Injured Reserve; Signed free agent **CB Antoine Cason**; Terminated the practice squad contract of WR LaQuan Williams; Re-signed TE Allen Reisner to the practice squad; Signed **WR Aldrick Robinson** to the practice squad after WR/RS Deonte Thompson was signed off the practice squad to the Bills' active roster. Signed **WR Alec Lemon** to the practice squad.
- **Dec. 13:** Placed G/T Jah Reid (hand) on Injured Reserve; Elevated RB Fitzgerald Toussaint from the practice squad to the 53-man roster.
- **Dec. 16:** Placed S Terrence Brooks (knee), CB Asa Jackson (knee) and RB Lorenzo Taliaferro (foot) on Injured Reserve; Elevated OL Ryan Jensen from the practice squad to the 53-man roster; Signed **DT Casey Walker** off the Patriots' practice squad to the 53-man roster; Signed **DE Zach Thompson** and **CB Quinton Pointer** to the practice squad.
- **Dec. 17:** Signed **CB Chris Greenwood** off the Vikings' practice squad to the 53-man roster.
- **Dec. 18:** Placed LS Kevin McDermott (elbow) on Injured Reserve; Signed **LS Patrick Scales**; Waived TE Emmanuel Ogbuehi from the practice squad; Signed **RB Tauren Poole** to the practice squad.
- **Dec. 23:** Placed T Rick Wagner (foot) on Injured Reserve; Elevated DE Steven Means from the practice squad to the 53-man roster; Waived DE Zach Thompson from the practice squad; Signed **T Nate Menkin** and **G/T J.J. 'Unga** to the practice squad.

(Bold denotes first time player has joined the Ravens.)

# HOW THE RAVENS ARE BUILT

## HOW ACQUIRED

YEAR	PLAYER	ACQ.
2003	OLB Terrell Suggs	D1a
2006	P Sam Koch <i>DT Haloti Ngata [Suspended]</i>	D6a D1
2007	G/T Marshal Yanda	D3b
2008	QB Joe Flacco	D1
2009	CB/RS Lardarius Webb	D3
2010	DT Terrence Cody <i>LS Morgan Cox [Injured Reserve]</i> LB Albert McClellan <i>TE Dennis Pitta [Injured Reserve]</i>	D2b RFA RFA D4
2011	DE Pernell McPhee <i>T Jah Reid [Injured Reserve]</i> <i>CB Jimmy Smith [Injured Reserve]</i> WR Torrey Smith QB Tyrod Taylor	D5b D3 D1 D2 D6
2012	G/C Gino Gradkowski <i>CB/RS Asa Jackson [Injured Reserve]</i> WR/RS Jacoby Jones CB Anthony Levine G/T Kelechi Osemele RB Bernard Pierce K Justin Tucker DE DeAngelo Tyson OLB Courtney Upshaw	D4a D5 FA FA D2b D3 RFA D7 D2a
2013	LB Arthur Brown WR Marlon Brown DE Chris Canty OLB Elvis Dumervil S Matt Elam OL Ryan Jensen FB Kyle Juszczyk <i>DE Kapron Lewis-Moore [Injured Reserve]</i> S Jeromy Miles T Eugene Monroe LB Daryl Smith S Brynden Trawick <i>T Rick Wagner [foot]</i> DT Brandon Williams	D2 RFA FA FA D1 D6b D4b D6a WA (Cin.) TR (Jax.) UFA (Jax.) RFA D5 D3
2014	WR Kamar Aiken <i>DT Christo Bilukidi [Injured Reserve]</i> <i>S Terrence Brooks [Injured Reserve]</i> <i>WR Jeremy Butler [Injured Reserve]</i> WR Michael Campanaro CB Antoine Cason TE Owen Daniels RB Justin Forsett TE Crockett Gillmore <i>CB Danny Gorrer [Injured Reserve]</i> CB Chris Greenwood DE Lawrence Guy S Will Hill T James Hurst <i>CB Tramain Jacobs [Injured Reserve]</i> DT Timmy Jernigan <i>LS Kevin McDermott [Injured Reserve]</i> DE Steven Means CB Rashaan Melvin LB C.J. Mosley LB Zachary Orr <i>G Will Rackley [Injured Reserve]</i> <i>CB Aaron Ross [Injured Reserve]</i> LS Patrick Scales WR Steve Smith Sr. S Darian Stewart TE Phillip Supernaw RB Fitzgerald Toussaint <i>DE Brent Urban [Injured Reserve]</i> <i>RB Lorenzo Taliaferro [Injured Reserve]</i> G/C John Urschel DT Casey Walker C Jeremy Zuttah	FA WA (Cin.) D3 RFA D7 FA FA FA D3b WA (Det.) FA WA (SD) FA RFA RFA D2 FA FA FA D1 RFA FA UFA (NYG) FA FA UFA (STL) FA RFA D4a D4b D5 FA TR (TB)

## RAVENS BY DRAFT ROUND

1st ROUND (9)	TEAM	YEAR
OLB Terrell Suggs	Baltimore	2003 (10th)
<i>DT Haloti Ngata [Suspended]</i>	Baltimore	2006 (12th)
<i>CB Aaron Ross [Injured Reserve]</i>	NY Giants	2007 (20th)
CB Antoine Cason	San Diego	2008 (27th)
QB Joe Flacco	Baltimore	2008 (18th)
T Eugene Monroe	Jacksonville	2009 (8th)
<i>CB Jimmy Smith [Injured Reserve]</i>	Baltimore	2010 (27th)
S Matt Elam	Baltimore	2013 (32nd)
LB C.J. Mosley	Baltimore	2014 (17th)
2nd ROUND (7)		
LB Daryl Smith	Jacksonville	2004
NT Terrence Cody	Baltimore	2010
WR Torrey Smith	Baltimore	2011
G/T Kelechi Osemele	Baltimore	2012
OLB Courtney Upshaw	Baltimore	2012
LB Arthur Brown	Baltimore	2013
DT Timmy Jernigan	Baltimore	2014
3rd ROUND (11)		
WR Steve Smith Sr.	Carolina	2001
WR/RS Jacoby Jones	Houston	2007
G/T Marshal Yanda	Baltimore	2007
C Jeremy Zuttah	Tampa Bay	2008
CB/RS Lardarius Webb	Baltimore	2009
<i>G Will Rackley [Injured Reserve]</i>	Jacksonville	2011
<i>T Jah Reid [Injured Reserve]</i>	Baltimore	2011
RB Bernard Pierce	Baltimore	2012
DT Brandon Williams	Baltimore	2013
<i>S Terrence Brooks [Injured Reserve]</i>	Baltimore	2014
TE Crockett Gillmore	Baltimore	2014
4th ROUND (8)		
DE Chris Canty	Dallas	2005
TE Owen Daniels	Houston	2006
OLB Elvis Dumervil	Denver	2006
<i>TE Dennis Pitta [Injured Reserve]</i>	Baltimore	2010
G/C Gino Gradkowski	Baltimore	2012
FB Kyle Juszczyk	Baltimore	2013
<i>RB Lorenzo Taliaferro [Injured Reserve]</i>	Baltimore	2014
<i>DE Brent Urban [Injured Reserve]</i>	Baltimore	2014
5th ROUND (6)		
DE Pernell McPhee	Baltimore	2011
CB Chris Greenwood	Detroit	2012
<i>CB/RS Asa Jackson [Injured Reserve]</i>	Baltimore	2012
DE Steven Means	Tampa Bay	2013
<i>G/T Rick Wagner [foot]</i>	Baltimore	2013
G/C John Urschel	Baltimore	2014
6th ROUND (5)		
P Sam Koch	Baltimore	2006
QB Tyrod Taylor	Baltimore	2011
<i>DT Christo Bilukidi [Injured Reserve]</i>	Oakland	2012
OL Ryan Jensen	Baltimore	2013
<i>DE Kapron Lewis-Moore [Injured Reserve]</i>	Baltimore	2013
7th ROUND (4)		
RB Justin Forsett	Seattle	2008
DE Lawrence Guy	Green Bay	2011
DE DeAngelo Tyson	Baltimore	2012
WR Michael Campanaro	Baltimore	2014
UNDRAFTED (21)		
<i>CB Danny Gorrer [Injured Reserve]</i>	New Orleans	2009
<i>LS Morgan Cox [Injured Reserve]</i>	Baltimore	2010
CB Anthony Levine	Green Bay	2010
LB Albert McClellan	Baltimore	2010
S Jeromy Miles	Cincinnati	2010
S Darian Stewart	St. Louis	2010
WR Kamar Aiken	Buffalo	2011
LS Patrick Scales	Baltimore	2011
S Will Hill	NY Giants	2012
TE Phillip Supernaw	Houston	2012
K Justin Tucker	Baltimore	2012
WR Marlon Brown	Baltimore	2013
<i>LS Kevin McDermott [Injured Reserve]</i>	San Francisco	2013
CB Rashaan Melvin	Tampa Bay	2013
S Brynden Trawick	Baltimore	2013
DT Casey Walker	Carolina	2013
<i>WR Jeremy Butler [Injured Reserve]</i>	Baltimore	2014
T James Hurst	Baltimore	2014
<i>CB Tramain Jacobs [Injured Reserve]</i>	Baltimore	2014
LB Zachary Orr	Baltimore	2014
RB Fitzgerald Toussaint	Baltimore	2014

[Italics indicates player not on active 53-man roster.]



# 2014 RAVENS STATISTICS

## WON 9, LOST 6

09/07 L 16-23	Cincinnati	70,925
09/11 W 26-6	Pittsburgh	71,181
09/21 W 23-21	at Cleveland	67,407
09/28 W 38-10	Carolina	71,218
10/05 L 13-20	at Indianapolis	65,258
10/12 W 48-17	at Tampa Bay	60,041
10/19 W 29-7	Atlanta	71,184
10/26 L 24-27	at Cincinnati	55,711
11/02 L 23-43	at Pittsburgh	63,971
11/09 W 21-7	Tennessee	70,914
11/24 W 34-27	at New Orleans	73,373
11/30 L 33-34	San Diego	71,060
12/07 W 28-13	at Miami	70,244
12/14 W 20-12	Jacksonville	70,801
12/21 L 13-25	at Houston	71,771
12/28	Cleveland	

	Balt.	Opp.
<b>TOTAL FIRST DOWNS</b>	<b>323</b>	<b>295</b>
Rushing	108	72
Passing	180	195
Penalty	35	28
3rd Down: Made/Att	80/192	86/208
3rd Down Pct.	41.7	41.3
4th Down: Made/Att	9/17	4/13
4th Down Pct.	52.9	30.8
<b>POSSESSION AVG.</b>	<b>29:41</b>	<b>30:19</b>
<b>TOTAL NET YARDS</b>	<b>5419</b>	<b>5132</b>
Avg. Per Game	361.3	342.1
Total Plays	957	973
Avg. Per Play	5.7	5.3
<b>NET YARDS RUSHING</b>	<b>1890</b>	<b>1303</b>
Avg. Per Game	126.0	86.9
Total Rushes	420	361
<b>NET YARDS PASSING</b>	<b>3529</b>	<b>3829</b>
Avg. Per Game	235.3	255.3
Sacked/Yards Lost	18/145	45/335
Gross Yards	3674	4164
Att./Completions	519/322	567/368
Completion Pct.	62.0	64.9
Had Intercepted	12	10
<b>PUNTS/AVERAGE</b>	<b>54/47.4</b>	<b>69/46.1</b>
<b>NET PUNTING AVG.</b>	<b>54/43.5</b>	<b>69/40.1</b>
<b>PENALTIES/YARDS</b>	<b>103/815</b>	<b>103/949</b>
<b>FUMBLES/BALL LOST</b>	<b>14/8</b>	<b>21/10</b>
<b>TOUCHDOWNS</b>	<b>44</b>	<b>29</b>
Rushing	16	7
Passing	25	22
Returns	3	0

* SCORE BY PERIODS	Q1	Q2	Q3	Q4	OT	PTS
<b>TEAM</b>	<b>76</b>	<b>93</b>	<b>91</b>	<b>129</b>	<b>0</b>	<b>389</b>
<b>OPPONENTS</b>	<b>63</b>	<b>76</b>	<b>53</b>	<b>100</b>	<b>0</b>	<b>292</b>

* SCORING	TD-Ru	Pa-Rt	K-PAT	FG	S	PTS		
Tucker	0	0	0	40/40	27/32	0 121		
T. Smith	10	0	10	0	0	60		
Forsett	8	8	0	0	0	50		
S. Smith	6	0	6	0	0	36		
Daniels	4	0	4	0	0	24		
Taliaferro	4	4	0	0	0	24		
Aiken	3	0	2	1	0	18		
Flacco	2	2	0	0	0	12		
Pierce	2	2	0	0	0	12		
Campanaro	1	0	1	0	0	6		
Gillmore	1	0	1	0	0	6		
Hill	1	0	0	1	0	6		
J. Jones	1	0	0	1	0	6		
Juszczyk	1	0	1	0	0	6		
Suggs	0	0	0	0	1	2		
<b>TEAM</b>	<b>44</b>	<b>16</b>	<b>25</b>	<b>3</b>	<b>40/40</b>	<b>27/32</b>	<b>1</b>	<b>389</b>
<b>OPPONENTS</b>	<b>29</b>	<b>7</b>	<b>22</b>	<b>0</b>	<b>27/27</b>	<b>29/35</b>	<b>0</b>	<b>292</b>

2-Pt Conv: Forsett, TM 1-4, OPP 2-2

**SACKS:** Dumervil 17, Suggs 11, McPhee 5.5, Jernigan 4, Mosley 3, Ngata 2, D. Smith 1, Walker LG 1, Canty 0.5, Elam 0.5, B. Williams 0.5, **TEAM 45, OPPONENTS 18**  
**FUM/LOST:** J. Jones 4/2, Flacco 3/0, Juszczyk 2/2, Forsett 1/0, Gradkowski 1/1, Pierce 1/1, Poole(LG) 1/1, S. Smith 1/1, Taliaferro 1/1

* RUSHING	No.	Yds	Avg	Long	TD
Forsett	218	1147	5.3	52	8
Pierce	87	358	4.1	28	2
Taliaferro	68	292	4.3	31	4
Flacco	36	69	1.9	15	2
J. Jones	3	16	5.3	11	0
Toussaint	4	11	2.8	12	0
Poole LG	1	0	0.0	0	0
T. Taylor	4	-3	-0.8	0	0
<b>TEAM</b>	<b>420</b>	<b>1890</b>	<b>4.5</b>	<b>52</b>	<b>16</b>
<b>OPPONENTS</b>	<b>361</b>	<b>1303</b>	<b>3.6</b>	<b>67</b>	<b>7</b>

* RECEIVING	No.	Yds	Avg	Long	TD
S. Smith	71	975	13.7	80t	6
Daniels	46	481	10.5	30	4
T. Smith	45	684	15.2	40	10
Forsett	42	246	5.9	26	0
M. Brown	23	238	10.3	22	0
Aiken	22	254	11.5	24	2
Juszczyk	19	182	9.6	33	1
Pitta	16	125	7.8	24	0
J. Jones	9	131	14.6	31	0
Gillmore	9	99	11.0	20	1
Taliaferro	8	114	14.3	29	0
Campanaro	6	85	14.2	19t	1
Supernaw LG	3	30	10.0	29	0
Supernaw TM	2	27	13.5	29	0
Toussaint	2	20	10.0	15	0
Pierce	2	13	6.5	7	0
Robinson LG	1	6	6.0	6	0
<b>TEAM</b>	<b>322</b>	<b>3674</b>	<b>11.4</b>	<b>80t</b>	<b>25</b>
<b>OPPONENTS</b>	<b>368</b>	<b>4164</b>	<b>11.3</b>	<b>77t</b>	<b>22</b>

* INTERCEPTIONS	No.	Yds	Avg	Long	TD
Cason LG	2	81	40.5	80	0
Mosley	2	23	11.5	18	0
Ngata	2	16	8.0	13	0
Hill	1	44	44.0	44t	1
J. Smith	1	31	31.0	31	0
Gorrer LG	1	15	15.0	15	0
Gorrer TM	1	15	15.0	15	0
Miles	1	6	6.0	6	0
D. Smith	1	0	0.0	0	0
Stewart	1	0	0.0	0	0
<b>TEAM</b>	<b>10</b>	<b>135</b>	<b>13.5</b>	<b>44t</b>	<b>1</b>
<b>OPPONENTS</b>	<b>12</b>	<b>149</b>	<b>12.4</b>	<b>30</b>	<b>0</b>

* PUNTING	No.	Yds	Avg	Net	TB	In	Lg	B
Koch	54	2562	47.4	43.5	3	24	73	0
<b>TEAM</b>	<b>54</b>	<b>2562</b>	<b>47.4</b>	<b>43.5</b>	<b>3</b>	<b>24</b>	<b>73</b>	<b>0</b>
<b>OPPONENTS</b>	<b>69</b>	<b>3182</b>	<b>46.1</b>	<b>40.1</b>	<b>6</b>	<b>17</b>	<b>69</b>	<b>1</b>

* PUNT RETURNS	Ret	FC	Yds	Avg	Long	TD
J. Jones	29	14	275	9.5	45	0
Campanaro	2	1	17	8.5	9	0
Webb	0	5	0	---	---	0
<b>TEAM</b>	<b>31</b>	<b>20</b>	<b>292</b>	<b>9.4</b>	<b>45</b>	<b>0</b>
<b>OPPONENTS</b>	<b>22</b>	<b>13</b>	<b>151</b>	<b>6.9</b>	<b>45</b>	<b>0</b>

* KICKOFF RETURNS	No.	Yds	Avg	Long	TD
J. Jones	31	957	30.9	108t	1
Juszczyk	2	28	14.0	16	0
Gillmore	1	15	15.0	15	0
Taliaferro	1	15	15.0	15	0
<b>TEAM</b>	<b>35</b>	<b>1015</b>	<b>29.0</b>	<b>108t</b>	<b>1</b>
<b>OPPONENTS</b>	<b>24</b>	<b>561</b>	<b>23.4</b>	<b>36</b>	<b>0</b>

* FIELD GOALS	1-19	20-29	30-39	40-49	50+
Tucker	0/0	8/8	11/11	4/4	4/9
<b>TEAM</b>	<b>0/0</b>	<b>8/8</b>	<b>11/11</b>	<b>4/4</b>	<b>4/9</b>
<b>OPPONENTS</b>	<b>0/0</b>	<b>7/7</b>	<b>12/13</b>	<b>7/10</b>	<b>3/5</b>
<b>Tucker:</b>	(55N, 38G) (30G, 23G, 22G, 20G) (38G, 21G, 32G) (57N, 30G) (52G, 27G) (46G, 64B, 49G) (38G, 38G) (45G, 50G, 53G) (46G) (31G, 55G) (33G, 21G, 29G, 31G) (22G, 54N, 54N, 33G) ( )				
<b>OPP:</b>	(49G, 22G, 28G, 46G, 38G, 45B) (25G, 43G) (50N, 36B) (37G) (38G, 34G) (45N, 47G) (57N) (32G, 33G) ( ) ( ) (20G, 34G) (52G, 26G) (46G, 34G) (53G, 45G, 53G, 42N, 45G) (35G, 25G, 30G, 20G, 39G, 33G)				

* PASSING	Att	Cmp	Yds	Cmp%	Yds/Att	TD	TD%	Int	Int%	Long	Sack/Lost	Rating
Flacco	519	322	3674	62.0	7.08	25	4.8	12	2.3	80t	18/145	89.7
<b>TEAM</b>	<b>519</b>	<b>322</b>	<b>3674</b>	<b>62.0</b>	<b>7.08</b>	<b>25</b>	<b>4.8</b>	<b>12</b>	<b>2.3</b>	<b>80t</b>	<b>18/145</b>	<b>89.7</b>
<b>OPPONENTS</b>	<b>567</b>	<b>368</b>	<b>4164</b>	<b>64.9</b>	<b>7.34</b>	<b>22</b>	<b>3.9</b>	<b>10</b>	<b>1.8</b>	<b>77t</b>	<b>45/335</b>	<b>92.4</b>

# 2014 RAVENS DEFENSIVE STATS

from Press Box Stats

Name	Total	Solo	Assists	Sacks	Yds.	INT	Yds.	PD	FF	FR
Mosley, C.J.	122	82	40	3	16	2	23	8	1	1
Smith, Daryl	118	64	54	1	7	1	0	9	2	1
Suggs, Terrell	58	34	24	11	78	0	0	0	0	0
Stewart, Darian	51	36	15	0	0	1	0	4	1	0
Elam, Matt	46	28	18	0.5	3	0	0	4	1	0
Webb, Lardarius	45	35	10	0	0	0	0	7	0	0
Williams, Brandon	44	24	20	0.5	4.5	0	0	0	2	1
Upshaw, Courtney	42	25	17	0	0	0	0	1	0	0
Hill, Will	36	26	10	0	0	1	44	3	0	0
Canty, Chris	33	13	20	0.5	3	0	0	2	1	0
Ngata, Haloti	32	19	13	2	28	2	16	7	2	0
Dumervil, Elvis	30	21	9	17	127.5	0	0	1	2	1
Smith, Jimmy	28	22	6	0	0	1	31	8	0	0
Jackson, Asa	27	22	5	0	0	0	0	3	0	0
Levine, Anthony	23	16	7	0	0	0	0	3	0	0
McPhee, Pernell	22	13	9	5.5	41	0	0	3	1	0
Jernigan, Timmy	21	10	11	4	27	0	0	0	0	0
Miles, Jeromy	21	12	9	0	0	1	6	1	0	1
Brooks, Terrence	19	16	3	0	0	0	0	2	0	1
Tyson, DeAngelo	18	5	13	0	0	0	0	0	0	2
Gorrer, Danny**	16	16	0	0	0	1	15	1	0	0
Franks, Dominique	13	12	1	0	0	0	0	5	0	0
Melvin, Rashaan	13	10	3	0	0	0	0	1	1	0
Guy, Lawrence	10	2	8	0	0	0	0	1	0	1
Brown, Chykie	9	8	1	0	0	0	0	0	0	0
McClellan, Albert	4	1	3	0	0	0	0	0	0	0
Bilukidi, Christo	3	0	3	0	0	0	0	0	0	0
Trawick, Brynden	3	2	1	0	0	0	0	0	0	0
Orr, Zach	1	0	1	0	0	0	0	0	0	0
<b>Totals</b>	<b>908</b>	<b>574</b>	<b>334</b>	<b>45</b>	<b>335</b>	<b>10</b>	<b>135</b>	<b>74</b>	<b>14</b>	<b>9</b>

\*\*Stats with Baltimore

# 2014 RAVENS SPECIAL TEAMS STATS

from Press Box Stats

Name	Total	Solo	Assists	FF	FR	Blocked Kicks
McClellan, Albert	12	10	2	1	1	0
Orr, Zach	7	6	1	0	0	0
Levine, Anthony	5	4	1	0	0	0
Miles, Jeromy	5	5	0	1	0	1
Aiken, Kamar	4	2	2	0	0	0
Mosley, C.J.	4	3	1	0	0	0
Taliaferro, Lorenzo	4	3	1	0	0	0
Trawick, Brynden	4	3	1	0	0	0
Elam, Matt	2	2	0	0	0	0
Hill, Will	2	2	0	0	0	0
Juszczuk, Kyle	2	2	0	0	0	0
Brown, Marlon	1	1	0	0	0	0
Gorrer, Danny	1	1	0	0	0	0
Jackson, Asa	1	0	1	0	0	1
Urschel, John	1	1	0	0	0	0
Webb, Lardarius	1	0	1	0	0	0
Stewart, Darian	0	0	0	0	0	1
<b>Totals</b>	<b>56</b>	<b>45</b>	<b>11</b>	<b>2</b>	<b>1</b>	<b>3</b>

## 2014 SINGLE-GAME BESTS

- Tackles:** 14 by C.J. Mosley at Ind. (10/5)
- Sacks:** 3.5 by Elvis Dumervil at Mia. (12/7)
- Interceptions:** 1 by eight different players
- Passes Defensed:** 3 by Lardarius Webb at Pit. (11/2) and Dominique Franks at Cin. (10/26)
- Forced Fumbles:** 1 by 10 different players
- Fumble Recoveries:** 1 by eight different players
- Special Teams Tackles:** 4 by Albert McClellan at TB (10/12)



## BALTIMORE RAVENS 2014 REGULAR SEASON GAME BY GAME OFFENSIVE STATISTICS

Game	9/7 vs. Cin.	9/11 vs. Pit.	9/21 at Cle.	9/28 vs. Car.	10/5 at Ind.	10/12 at TB	10/19 vs. Atl.	10/26 at Cin.	11/2 at Pit.	11/9 vs. Ten.	11/24 at NO	11/30 vs. SD	12/7 at Mia.	12/14 vs. Jax.	12/21 at Hou.	12/28 vs. Cle.
Points	16	26	23	38	13	48	29	24	23	21	34	33	28	20	13	
1st Qtr	0	7	3	0	0	28	7	0	7	0	7	10	0	7	0	
2nd Qtr	0	3	7	21	3	10	10	6	3	7	7	6	7	3	0	
3rd Qtr	7	7	7	7	0	7	3	8	0	7	10	7	7	7	7	
4th Qtr	9	9	6	10	10	3	9	10	13	7	10	10	14	3	6	
Overtime	0	0	0	0	0	0	0	0	0	0	0	0	0	0	0	
TDs (Ru-P-Ret)	1-1-0	0-2-0	1-1-0	2-3-0	1-0-0	1-5-0	1-2-0	2-0-0	0-2-0	2-1-0	2-1-0	1-2-0	2-2-0	0-1-1	0-2-0	
PATs (M/A)	1-1	2-2	2-2	5-5	1-1	6-6	3-3	1-1	2-2	3-3	4-4	3-3	4-4	2-2	1-1	
2PT Convs (M/A)	0-1	0-0	0-0	0-0	0-0	0-0	0-0	1-1	0-1	0-0	0-0	0-0	0-0	0-0	0-1	
FGs (M/A)	1-2	4-4	3-3	1-2	2-2	2-3	2-2	3-3	1-1	0-0	2-2	4-4	0-0	2-4	0-0	
Safeties	0	0	0	0	0	0	0	0	0	0	0	0	0	0	0	
First Downs	26	25	23	25	15	23	23	18	22	18	23	24	26	17	15	
Rushing	8	9	12	7	4	9	8	8	2	8	12	6	11	3	1	
Passing	16	11	8	15	9	13	12	9	18	10	9	13	15	11	11	
Penalty	2	5	3	3	2	1	3	1	2	0	2	5	0	3	3	
3rd Down Conv (M/A)	8-17	5-12	4-12	10-13	1-11	7-13	4-11	5-13	3-13	4-13	9-13	7-12	5-12	4-12	4-15	
3rd Down Conv Pct	47.1%	41.7%	33.3%	76.9%	9.1%	53.8%	36.4%	38.5%	23.1%	30.8%	69.2%	58.3%	41.7%	33.3%	26.7%	
4th Down Conv (M/A)	1-2	1-1	0-1	0-0	1-3	0-0	1-1	1-3	2-2	1-1	0-0	0-0	1-1	0-0	0-2	
4th Down Conv Pct	50.0%	100.0%	0.0%	0.0%	33.3%	0.0%	100.0%	33.3%	100.0%	100.0%	0.0%	0.0%	100.0%	0.0%	0.0%	
Total Net Yards	423	323	377	454	287	475	371	294	332	312	449	350	447	314	211	
Total Off. Plays	85	65	64	61	57	64	62	61	67	62	57	63	65	56	68	
Avg. Gain Per Play	5.0	5.0	5.9	7.4	5.0	7.4	6.0	4.8	5.0	5.0	7.9	5.6	6.9	5.6	3.1	
Net Yards Rushing	94	157	160	127	90	169	123	107	63	151	215	125	183	93	33	
Total Rushing Plays	20	36	33	30	15	35	36	26	18	34	32	32	31	26	16	
Avg. Gain Per Rush	4.7	4.4	4.8	4.2	6.0	4.8	3.4	4.1	3.5	4.4	6.7	3.9	5.9	3.6	2.1	
Net Yards Passing	329	166	217	327	197	306	248	187	269	161	234	225	264	221	178	
Times Sacked	3	0	0	0	4	0	1	1	4	1	1	0	1	0	2	
Yards Lost on Sacks	16	0	0	0	38	0	10	8	34	8	9	0	5	0	17	
Gross Yards Passing	345	166	217	327	235	306	258	195	303	169	243	225	269	221	195	
Pass Attempts	62	29	31	31	38	29	25	34	45	27	24	31	33	30	50	
Pass Completions	35	21	19	22	22	21	16	17	30	16	18	19	25	20	21	
Completion Pct	56.5%	72.4%	61.3%	71.0%	57.9%	72.4%	64.0%	50.0%	66.7%	59.3%	75.0%	61.3%	75.8%	66.7%	42.0%	
Avg. Gain Per Pass	5.1	5.7	7.0	10.5	4.7	10.6	9.5	5.3	5.5	5.8	9.4	7.3	7.8	7.4	3.4	
Interceptions	1	0	1	0	1	0	2	2	1	0	0	0	1	0	3	
Fumbles / Fum. Lost	2/1	0/0	0/0	0/0	2/2	1/1	1/1	1/0	1/1	1/0	1/1	1/0	0/0	1/1	1/0	
Penalties	3	4	5	4	5	8	9	7	10	5	6	14	7	9	7	
Penalty Yards	29	35	32	40	36	70	72	51	108	40	42	98	36	70	56	
Punts	4	2	3	1	5	2	4	1	6	7	2	1	4	4	8	
Gross Punting Average	42.3	55.0	50.7	39.0	48.4	59.5	39.3	50.0	42.5	45.3	63.0	39.0	45.3	50.8	50.4	
Touchbacks	0	0	1	0	0	1	0	0	0	0	0	0	0	0	1	
Inside20	2	0	1	1	3	1	2	0	5	4	2	0	0	2	1	
Punts Blocked	0	0	0	0	0	0	0	0	0	0	0	0	0	0	0	
Net Punting Average	31.0	48.5	44.0	39.0	47.0	46.0	37.8	44.0	42.5	43.9	59.5	39.0	42.3	47.3	44.9	
Punt Returns	2	2	0	1	1	2	5	2	3	4	2	1	2	3	1	
Punt Return Yards	2	47	0	18	0	15	25	17	32	24	0	10	8	49	45	
Punt Return Avg.	1.0	23.5	0.0	18.0	0.0	7.5	5.0	8.5	10.7	6.0	0.0	10.0	4.0	16.3	45.0	
Fair Catches	2	1	1	2	1	1	0	0	3	2	0	0	2	1	3	
Kickoff Returns	4	0	0	0	2	2	2	5	5	1	2	7	4	1	4	
Kickoff Return Yards	109	0	0	0	51	81	56	122	204	27	52	175	0	16	122	
Kickoff Return Avg.	27.3	0.0	0.0	0.0	25.5	40.5	28.0	24.4	40.8	27.0	26.0	25.0	0.0	16.0	30.5	
Time of Possession	29:30	35:08	30:55	30:24	21:17	32:14	33:13	29:16	28:34	30:47	30:15	30:11	30:18	28:18	25:02	

## BALTIMORE RAVENS 2014 REGULAR SEASON GAME BY GAME DEFENSIVE STATISTICS

Game	9/7 vs. Cin.	9/11 vs. Pit.	9/21 at Cle.	9/28 vs. Car.	10/5 at Ind.	10/12 at TB	10/19 vs. Atl.	10/26 at Cin.	11/2 at Pit.	11/9 vs. Ten.	11/24 at NO	11/30 vs. SD	12/7 at Mia.	12/14 vs. Jax.	12/21 at Hou.	12/28 vs. Cle.
Points	23	6	21	10	20	17	7	27	43	7	27	34	13	12	25	
1st Qtr	6	0	7	0	3	0	0	7	0	7	7	7	10	6	3	
2nd Qtr	9	3	0	7	3	0	0	0	22	0	10	3	0	6	13	
3rd Qtr	0	3	14	3	7	10	0	10	0	0	0	3	0	0	3	
4th Qtr	8	0	0	0	7	7	7	10	21	0	10	21	3	0	6	
Overtime	0	0	0	0	0	0	0	0	0	0	0	0	0	0	0	
TDs (Ru-P-Ret)	0-1-0	0-0-0	2-1-0	0-1-0	1-1-0	0-2-0	0-1-0	3-0-0	0-6-0	0-1-0	0-3-0	1-3-0	0-1-0	0-0-0	0-1-0	
PATs (M/A)	1-1	0-0	3-3	1-1	2-2	2-2	1-1	3-3	5-5	1-1	3-3	4-4	1-1	0-0	1-1	
2PT Convs (M/A)	1-1	0-0	0-0	0-0	0-0	0-0	0-0	0-0	1-1	0-0	0-0	0-0	0-0	0-0	0-0	
FGs (M/A)	5-6	2-2	0-2	1-1	2-2	1-2	0-0	2-2	0-0	0-0	2-2	2-2	2-2	4-5	6-6	
Safeties	0	0	0	0	0	0	1	0	0	0	0	0	0	0	0	
First Downs	16	17	19	20	26	22	16	19	22	14	26	31	16	13	18	
Rushing	4	5	6	2	6	5	4	8	4	3	3	5	5	4	8	
Passing	11	11	11	16	19	14	11	10	13	11	20	20	10	9	9	
Penalty	1	1	2	2	1	3	1	1	5	0	3	6	1	0	1	
3rd Down Conv (M/A)	4-14	6-12	5-11	10-15	7-15	2-12	4-15	8-14	6-14	4-12	5-12	9-11	4-12	5-18	7-21	
3rd Down Conv Pct	28.6%	50.0%	45.5%	66.7%	46.7%	16.7%	26.7%	57.1%	42.9%	33.3%	41.7%	81.8%	33.3%	27.8%	33.3%	
4th Down Conv (M/A)	0-0	0-0	0-0	0-0	0-1	0-2	1-3	1-1	1-1	0-0	0-1	0-0	0-1	1-3	0-0	
4th Down Conv Pct	0.0%	0.0%	0.0%	0.0%	0.0%	0.0%	33.3%	100.0%	100.0%	0.0%	0.0%	0.0%	0.0%	33.3%	0.0%	
Total Net Yards	380	301	375	315	422	364	254	350	376	210	525	440	249	248	313	
Total Off. Plays	64	57	55	62	80	67	65	64	65	54	70	65	55	69	81	
Avg. Gain Per Play	5.9	5.3	6.8	5.1	5.3	5.4	3.9	5.5	5.8	3.9	7.5	6.8	4.5	3.6	3.9	
Net Yards Rushing	79	99	91	67	117	87	68	111	55	67	126	64	63	82	123	
Total Rushing Plays	26	18	29	26	30	18	16	34	25	22	21	18	16	23	38	
Avg. Gain Per Rush	3.0	5.5	3.1	2.6	3.9	4.8	4.3	3.3	2.2	3.0	6.0	3.6	3.9	3.6	3.2	
Net Yards Passing	301	202	284	248	305	277	186	239	321	143	399	376	186	166	190	
Times Sacked	0	2	1	2	1	5	5	2	3	5	4	2	6	8	0	
Yards Lost on Sacks	0	15	6	20	7	37	42	27	19	36	21	7	41	63	0	
Gross Yards Passing	301	217	290	268	312	314	228	266	340	179	420	383	227	229	190	
Pass Attempts	38	37	25	34	49	44	44	28	37	27	45	45	33	38	43	
Pass Completions	25	22	19	20	32	24	29	21	25	16	35	34	23	22	21	
Completion Pct	65.8%	59.5%	76.0%	58.8%	65.3%	54.5%	65.9%	75.0%	67.6%	59.3%	77.8%	75.6%	69.7%	57.9%	48.8%	
Avg. Gain Per Pass	7.9	5.2	10.9	6.9	6.1	5.7	3.8	8.0	8.0	4.5	8.1	8.0	4.8	3.6	4.4	
Interceptions	0	1	0	0	2	1	0	1	0	1	1	1	0	1	1	
Fumbles / Fum. Lost	0-0	2/2	1/0	2/1	3/2	0/0	1/1	2/1	1/1	2/1	1/0	1/1	2/0	0/0	1/0	
Penalties	4	9	12	7	6	5	7	6	7	9	5	8	6	5	7	
Penalty Yards	45	75	94	59	83	43	76	40	67	67	50	91	30	60	69	
Punts	4	4	4	4	3	5	5	3	6	8	3	1	5	5	8	
Gross Punting Average	37.8	45.8	45.0	48.5	47.7	37.2	47.8	52.0	41.8	51.8	48.7	54.0	51.4	53.4	45.1	
Touchbacks	0	0	1	1	0	0	0	0	0	0	0	0	1	1	2	
Inside20	3	1	1	0	2	0	1	1	0	0	1	0	3	1	3	
Punts Blocked	0	0	0	0	0	0	0	0	0	0	0	0	0	1	0	
Net Punting Average	37.3	34.0	40.0	39.0	47.7	34.2	42.8	46.3	36.5	48.8	48.7	44.0	45.8	33.0	34.5	
Punt Returns	1	2	1	0.0	3	1	1	1	0	2	1	1	3	2	4	
Punt Return Yards	45	13	0	0	7	7	6	6	0	10	7	0	12	14	24	
Punt Return Avg.	45.0	6.5	0.0	0.0	2.3	7.0	6.0	6.0	0.0	5.0	7.0	0.0	4.0	7.0	6.0	
Fair Catches	3	0	0	0	2	0	0	0	4	1	0	0	1	1	1	
Kickoff Returns	0	1	1	1	1	3	3	3	1	2	1	2	2	3	0	
Kickoff Return Yards	0	11	31	23	25	72	55	93	29	43	20	48	61	50	0	
Kickoff Return Avg.	0.0	11.0	31.0	23.0	25.0	24.0	18.3	31.0	29.0	21.5	20.0	24.0	30.5	16.7	0.0	
Time of Possession	30:30	24:52	29:05	29:36	38:43	27:46	26:47	30:44	31:26	29:13	29:45	29:49	29:42	31:42	34:58	