



BALTIMORE RAVENS PRESS RELEASE

2000 • WORLD • 2012
CHAMPIONS

UNDER ARMOUR PERFORMANCE CENTER | 1 WINNING DRIVE | OWINGS MILLS, MD 21117
PH: 410-701-4000 | FX: 410-701-4100 | WEBSITE: WWW.BALTIMORERAVENS.COM | TWITTER: @RAVENS



WEEK 13: CHARGERS (7-4) VS. RAVENS (7-4)

Nov. 30, 2014 • 1 P.M. ET • M&T BANK STADIUM (71,008)



JUST THE FACTS

• The Baltimore Ravens return home to host the San Diego Chargers in a battle between 7-4 teams this Sunday, Nov. 30. Kickoff for the Thanksgiving weekend showdown is set for 1 p.m. Baltimore, currently riding a two-game winning streak, is 4-1 at M&T Bank Stadium this season, emerging victorious in its last four games held in Charm City. The Chargers, who have also won two-straight games, are coming off a tight 27-24 win over St. Louis last Sunday. San Diego has not played in Baltimore since 2006, when the Ravens won 16-13.

• Baltimore is in a tight race in the ultra-competitive AFC North, which is the only division in NFL history to boast all four teams at three games above .500 at any point in a season. The Ravens, who have already played five of their six division games this year (a Week 17 home battle with the Browns remains), are a half game behind leader Cincinnati (7-3-1). Pittsburgh and Cleveland are also 7-4, but Baltimore holds tie-breakers over each team.

• Last Monday night, **RB Justin Forsett** rushed for a career-high 182 yards and 2 TDs, leading Baltimore to a 34-27 victory over the host Saints. The Ravens rushed for a season-high 215 yards, while **QB Joe Flacco** was an efficient 18-of-24 for 243 yards and 1 TD (120.7 passer rating). **S Will Hill** had a 44-yard INT return for a go-ahead score in the third quarter, and Baltimore's pass rush racked up 4 sacks on QB Drew Brees, including 2 by **OLB Elvis Dumervil**. The Ravens (4-0) swept the NFC South in 2014, outscoring the four teams by a combined 149-61 margin.

• Following this weekend's game vs. San Diego, the Ravens will travel to Miami (Dec. 7) and then host Jacksonville on Dec. 14.

RAVENS MEDIA SCHEDULE

Wed. Nov. 26 . . . 1:15 p.m. – Practice/Media Viewing
2:45 p.m. – Coach Harbaugh & Key Players at Podium
– Open Locker Room

Thurs. Nov. 27 11:15 a.m. – Practice/Media Viewing
12:30 p.m. – Three Coordinators/Interview Availability
Happy Thanksgiving!

Fri. Nov. 28 11:30 a.m. – Practice/Media Viewing
12:45 p.m. – Coach Harbaugh/Open Locker Room

WEDNESDAY CONFERENCE CALLS

RAVENS: QB Joe Flacco at 2:45 p.m.; John Harbaugh at 3 p.m.
CHARGERS: QB Philip Rivers at 4 p.m.; Mike McCoy at 4:15 p.m.

CALLING THE ACTION

LOCAL RADIO: WBAL RADIO (1090 AM) / 98Rock (97.9 FM)

- Gerry Sandusky (play-by-play)
- Stan White (analyst) - Qadry Ismail (analyst)

NATIONAL RADIO: WESTWOOD ONE SPORTS

- Tom McCarthy (play-by-play) - Rod Woodson (analyst)

TELEVISION: CBS / WJZ CH. 13

- Ian Eagle (play-by-play) - Dan Fouts (analyst)
- Jenny Dell (sideline)
- Mark Wolff (producer) - Bob Fishman (director)

HARBS SAYS

“We need to be the Ravens during this stretch in the season. We can’t turn the ball over. We need to convert on third downs and stop our opponents from converting. In the red zone, we need to continue to be stingy and score touchdowns when we are there. We need to bring that Ravens’ physicality to every play, continue to play with intelligence and use every strength we have. Like every team, we have weaknesses, and we have to work through those. We will.”

INJURY REPORT

WR/RS Michael Campanaro (hamstring) has missed the past three games, while **G/T Jah Reid** (broken hand) has been out for the last two contests. **CB/RS Asa Jackson** (toe) is on Injured Reserve - Designated for Return, but started practicing last week. Key players on Injured Reserve include standout starters **TE Dennis Pitta** (hip) and **CB Jimmy Smith** (foot). Also on IR are **LS Morgan Cox** (knee), **DE Kapron Lewis-Moore** (Achilles), veteran **CB Aaron Ross** (Achilles) and rookie fourth-round draft pick **DE Brent Urban** (knee).

WHAT'S GOING ON?

DUMERVIL & SUGGS REV UP RAVENS' PASS RUSH

Baltimore has registered 29 sacks this season, with 24 of those coming in the past six games (since Oct. 12). That mark ranks as the NFL's third most during this span and has been bolstered by the standout play of **OLB Elvis Dumervil** and **OLB Terrell Suggs**. Dumervil owns 12.5 QB drops this season, tying (Connor Barwin) for second in the NFL, while Suggs has tallied 6 QB drops and now owns 100.5 during his storied Ravens career.

MOST NFL SACKS (2014 Season)	MOST SACKS (Ravens History)	MOST NFL SACKS (Since Oct. 12)
1. Justin Houston 13	1. Terrell Suggs 100.5	1. Buffalo 29
2. Elvis Dumervil 12.5	2. Peter Boulware 70	2. Philadelphia 27
Connor Barwin 12.5	3. Michael McCrary 51	3. Baltimore 24

NOTE THE QUOTE



JOE FLACCO ON OFFENSIVE COORDINATOR

GARY KUBIAK BEING A FORMER QUARTERBACK

“I think it really helps. There’s something in the communication that comes from him having played in the NFL. I can say something about what I’m seeing, and he’s been there and understands what I’m describing more than the other coaches who haven’t been in that pocket. There’s something definitely to that.”

Tweet of the Week I: The Ravens have won 10-straight November home games dating back to 2009.

Tweet of the Week II: The Ravens are 11-0 at home all time against teams from the West Coast (Oak. – 5-0, SD – 2-0, SF – 2-0 and Sea. – 2-0).

Tweet of the Week III: Baltimore has allowed a stingy 10.6 points per game at M&T Bank Stadium this season, the NFL's best home average.

2014 TEAM INFORMATION

SCHEDULE/RESULTS (7-4)

Date	Opponent	Time/Result
Sun. Sept. 7	CINCINNATI BENGALS	L 16-23
Thurs. Sept. 11	PITTSBURGH STEELERS	W 26-6
Sun. Sept. 21	at Cleveland Browns	W 23-21
Sun. Sept. 28	CAROLINA PANTHERS	W 38-10
Sun. Oct. 5	at Indianapolis Colts	L 13-20
Sun. Oct. 12	at Tampa Bay Buccaneers	W 48-17
Sun. Oct. 19	ATLANTA FALCONS	W 29-7
Sun. Oct. 26	at Cincinnati Bengals	L 24-27
Sun. Nov. 2	at Pittsburgh Steelers	L 23-43
Sun. Nov. 9	TENNESSEE TITANS	W 21-7
Sun. Nov. 16	BYE	
Mon. Nov. 24	at New Orleans Saints	W 34-27
Sun. Nov. 30	SAN DIEGO CHARGERS	1:00 p.m.
Sun. Dec. 7*	at Miami Dolphins	1:00 p.m.
Sun. Dec. 14*	JACKSONVILLE JAGUARS	1:00 p.m.
Sun. Dec. 21*	at Houston Texans	1:00 p.m.
Sun. Dec. 28*	CLEVELAND BROWNS	1:00 p.m.

All Game Times Eastern * Flexible Scheduling Games

SPOTLIGHT: SAM KOCH



Pos: K **Ht:** 6-1 **Wt:** 222 **Exp. (NFL/Ravens):** 9/9
College: Nebraska **Hometown:** Seward, NE

Justin Tucker described you as a "salty competitor." How would you describe your competitive nature? "Salty competitor? That's probably a good way to put it, because I'm always striving to just do the best I can each and every day. He's probably pretty close to being right on."

If you could play any other position, what would it be? "It would either have to be quarterback, because I like throwing the ball – I like to spin it – or inside linebacker. I loved playing defense in high school, and I was recruited to Nebraska as a linebacker/punter-type."

How much pride do you put into controlling the battle for field position? "It's been more so this year, and that has been a little more gratifying. Rather than trying to punt the ball as high as you can and trying to angle it properly, we're doing other things this year trying to keep the ball away from the returners. We're keeping the ball low, putting it up high. It just depends on what we're trying to do for that particular game. It just makes it more enjoyable for me. I'm not just out there doing the routine thing every single punt. Even though it does make it a lot easier because you're hitting the same ball every time, this year we're mixing it up, and we're having fun with it."

What is the most underrated part of punting? "Everybody nowadays, with the way stats are going and everything, everybody expects that 50-yard ball. Well, the underrated part is going out there in these cold-weather temperatures and hitting a ball that's cold, or the wind could be blowing right to left, and hitting a moving target every time. It's just being able to go out there and consistently do that every time. A lot of people, I think, feel like it's just easy to punt a ball."

To what or to whom do you credit your longevity and success in the NFL? "I think a lot of it comes from family, wanting to do the right thing to support them. But also being backed by such a great organization as the Ravens and all the guys that we have up front with [president] Dick Cass and [owner] Steve Bisciotti, and then all the coaches. I look forward, and I've always looked forward to going out there and proving my worth every year and doing the things that I can to help our team out. Being able to be here has just been a blessing. This is just a first-class organization."

What's it like being an NFL dad? "It's great. There are a lot of things that my four kids get to do that most kids in the neighborhood don't get to do, and it's fun to give them that opportunity. But it's also a way that we can show them a lot of life lessons through football. It's definitely a blessing."

NOTE OF THE WEEK I

Ravens new offensive coordinator **Gary Kubiak** has either been an OC (Denver Broncos, 1995-2005) or head coach (Houston Texans, 2006-13) for 19 NFL seasons. During these 19 seasons, his offenses have ranked among the NFL's Top 10 scoring units 14 times (the Ravens are No. 7 entering Week 13 this year). Additionally, 14 running backs have topped the 1,000-yard rushing mark under Kubiak. Ravens **RB Justin Forsett**, who needs 97 yards to hit 1,000 this season, is having a career year in Kubiak's offense. Forsett's 903 yards rank third in the NFL, while his 5.83 rushing average stands No. 1 among all RBs. If Forsett can hit 1K this year, he'll notch the 12th such campaign in Ravens history and become the 15th rusher to do so under Kubiak (other RBs detailed below):

1,000-YARD RUSHERS UNDER GARY KUBIAK

Year	Player (Team)	Rushing Yards
1995	Terrell Davis (Den.)	1,117
1996	Terrell Davis (Den.)	1,538
1997	Terrell Davis (Den.)	1,750
1998	Terrell Davis (Den.)	2,008
1999	Olandis Gary (Den.)	1,159
2000	Mike Anderson (Den.)	1,487
2002	Clinton Portis (Den.)	1,508
2003	Clinton Portis (Den.)	1,591
2004	Reuben Droughns (Den.)	1,240
2005	Mike Anderson (Den.)	1,014
2008	Steve Slaton (Hou.)	1,282
2010	Arian Foster (Hou.)	1,616
2011	Arian Foster (Hou.)	1,224
2012	Arian Foster (Hou.)	1,424
2014	Justin Forsett (Bal.)	1,313 (pace)

NOTE OF THE WEEK II

The Ravens are averaging 26.8 points per game during the 2014 campaign. Baltimore is on pace to score 429 points this season, which would break the franchise record of 398 in 2012.

NFL POINTS PER GAME / 2014 SEASON

Rk.	Team	Points	Points/Game
1.	New England Patriots	357	32.5
2.	Green Bay Packers	354	32.2
3.	Philadelphia Eagles	342	31.1
4.	Indianapolis Colts	333	30.3
5.	Denver Broncos	332	30.2
6.	Baltimore Ravens	295	26.8

NUMBERS TO RAVE ABOUT

3

Sacks **OLB Elvis Dumervil** needs to set the Ravens' season record held by Peter Boulware (15 in 2001). "Doom" is on pace to record 18 QB drops, which would be a career high (he had 17 in 2009).

14

Career FGs made of 50-or-more yards by **K Justin Tucker**, including 4 this season. Tucker and Phil Dawson are the only kickers with at least 4 made 50-yard FGs in each of the past three seasons.

56.8

Percentage of punts by **P Sam Koch** that have pinned opponents inside the 20 this season, standing as the NFL's best average. Koch has placed an impressive 21 of his 37 punts inside the 20, ranking as the NFL's seventh most.

80

Career TDs by **WR Steve Smith Sr.**, ranking sixth most among active players. Smith Sr. has 72 receiving (including 5 in 2014), 2 rushing, 4 PR and 2 KOR scores during his career.

QUOTH THE RAVENS

BALTIMORE



FOOTBALL

“I’ll take these guys any day of the week over anybody. They do an outstanding job running the football and finding the holes and running tough. Obviously, we have guys up front that are working really hard for them, but [from] my experience with [offensive coordinator] coach [Gary] Kubiak’s offense – it’s built off the run. It’s built off being physical that way, and then doing what we do with play-action passing and keepers, getting the ball downfield that way.”

- TE Owen Daniels on the Ravens’ success running the football

Offensive coordinator Gary Kubiak on where G Marshal Yanda ranks among the best linemen he’s ever seen:

“He’s as good as any I’ve ever been around, and I’ve been around some great ones. I’m so impressed with the technician that he is, how hard he plays, how tough he is – the things he plays through. He’s a consistent body of work. All those guys that I’ve been around that, to me, achieved that type of status as a player – which, in my opinion, his has got to be as good as it could be – they’re all kind of the same in how they work and how hard they play, and they’re all very smart. I knew he was a good player when I came here, but man, is he impressive – not only as a player, too, but as a person – how he goes about getting ready to play.”

Saints QB Drew Brees on if he views the Ravens as one of the NFL’s top pass-rushing teams:

“I do. I do view them that way, because they’re built that way. [They are] one of the few defenses that is as good against defending the run as they are against rushing the passer. Most teams, they kind of sacrifice one or the other, and these guys are really good at both. I’d say that’s a pretty rare combination.”

OLB Elvis Dumervil on the Ravens’ pass rush and rotation among their outside linebackers:

“It’s not that I don’t feel I can play every down. It’s just when you have a lot of talent that we have, you can just stay fresh throughout the year. It just makes sense. It’s a fortunate situation we have in Baltimore. Not every team has the luxury to do that. We have this type of talent, and it helps to keep guys fresh.”

Special teams coordinator/associate head coach Jerry Rosburg on K Justin Tucker’s success:

“Justin has been effective in the NFL because he took his talent and combined it with a hungry, humble mindset. He’s very coachable, listens carefully and has worked hard. The best way to describe him as a kicker is that he’s consistent, explosive and fearless.”

FB Kyle Juszczyk on the Ravens’ offense’s improvement and striving to be one of the NFL’s best:

“The term that we’ve been saying a lot is, ‘There’s still some meat left on the bone.’ We feel like we still have a lot of room to improve, because we feel like we’ve got a lot of potential here. We really feel like we can be a Top 5 offense.”

RB Justin Forsett on surpassing expectations by having a career year in Baltimore:

“I’m sure there are still some people who are surprised. I’m OK with surprising people. ... There’s always going to be doubters. There’s always going to be people that want to limit me and put me in boxes. It’s my job to go out and try to break them.”

Saints head coach Sean Payton on WR Steve Smith Sr.:

“He has energy. He has juice. He is a guy that obviously looks for the big-play opportunities. I love watching him play – his passion. He’s tough. There is an energy that he brings with him that is very evident just on watching the tape. When you see him in person, you feel that.”

NFL Media’s Gil Brandt on LB C.J. Mosley being among the leaders in Pro Bowl voting:

“It takes exceptional instincts to thrive at inside linebacker. This was true in the days of Lee Roy Jordan, it was true when Ray Lewis was ruling the field, and it’s true now. Mosley does indeed have exceptional instincts. He’s more of a narrow-bodied guy, but this actually makes it easier for him to drop into coverage. Mosley’s an excellent tackler who plays with tons of energy and had a very good first half of the season. ... Mosley has exceeded my expectations for him.”

Head coach John Harbaugh on CB Anthony Levine using special teams performance to earn an opportunity as a defensive starter:

“There are plenty of guys that think they can play offense and defense and aren’t good on special teams and get a rude awakening in this league, and they’re usually out of the league pretty quickly. Anthony is not one of those guys. We have other guys like that: I’d put Jeromy Miles in that category, Brynden Trawick, just to name a few off the top of my head. Those guys are all going to be very good players in the secondary when they get their opportunity. Anthony is getting his opportunity now, and he’s going to make the most of it.”

ESPN.com’s Jamison Hensley on the Ravens hitting the season’s final stretch heading to the playoffs:

“The Ravens are building a physical identity with a bullying ground game and a run defense that doesn’t budge. Their glaring weakness is a secondary that starts a converted safety [Anthony Levine] at cornerback and rotates safeties on almost every series. If this secondary can stay competitive, the Ravens will stay in the thick of the playoff race.”

2014 SEASON / OPPONENT INFO

2014 NFL RANKINGS

OFFENSE

Category	--Ravens--		--Chargers--	
	Stats	Rank	Stats	Rank
Total Offense	372.5	8	337.6	20
Rush Offense	132.4	6	89.5	27
Pass Offense	240.1	16	248.2	13
Points Per Game	26.8	6	22.3	15
3rd-Down Off. %	42.6	14	45.0	5
4th-Down Off. %	57.1	8t	25.0	31
Red Zone Off. (TD%)	53.7	16	54.8	12t

DEFENSE

Category	--Ravens--		--Chargers--	
	Stats	Rank	Stats	Rank
Total Defense	352.9	15	330.1	9
Rush Defense	88.3	5	108.8	15
Pass Defense	264.6	29	221.3	6
Points Per Game	18.9	5	19.6	6
3rd-Down Def. %	41.8	19t	45.1	28
4th-Down Def. %	33.3	8t	22.2	3
Red Zone Def. (TD%)	45.9	3	64.5	26

TEAM

Category	--Ravens--		--Chargers--	
	Stats	Rank	Stats	Rank
Turnover Diff.	+1	13t	+1	13t
Penalties	66	9t	69	13
Penalty Yards	555	10	645	19

SERIES HISTORY

- **Regular season series:** Ravens lead, 5-4.
- **In Baltimore:** Ravens are 2-0. • **In San Diego:** Ravens are 3-4.
- **Under John Harbaugh:** Ravens lead, 2-1.

RAVENS-CHARGERS ALL-TIME SERIES HISTORY

Date	Location	Result	Attendance
9/28/97	San Diego	Chargers, 21-17	54,094
11/15/98	San Diego	Chargers, 14-13	54,388
12/10/00	Baltimore	Ravens, 24-3	68,805
09/21/03	San Diego	Ravens, 24-10	52,028
10/01/06	Baltimore	Ravens, 16-13	70,743
11/25/07	San Diego	Chargers, 32-14	63,337
09/20/09	San Diego	Ravens, 31-26	66,882
12/18/11	San Diego	Chargers, 34-14	67,242
11/25/12	San Diego	Ravens, 16-13 (OT)	57,882

HOT IN NOVEMBER

The Ravens are 22-8 in the month of November under head coach **John Harbaugh** (since his 2008 Baltimore arrival), ranking as the NFL's best such mark.

NFL'S BEST RECORDS IN NOVEMBER (John Harbaugh Era / Since 2008)

Rk.	Team	Record	Pct.
1.	Baltimore Ravens	22-8	.733
2.	Dallas Cowboys	20-8	.714
3.	New Orleans Saints	19-8	.704
4.	New England Patriots	18-8	.692
5.	Indianapolis Colts	19-10	.655

• Home in November Quick Hit:

The Ravens have won 10-straight November home games dating back to 2009.

RAVENS/CHARGERS LEADERS

PASSING YARDS (TDS/INTS)

Joe Flacco 2,764 (18/8) Philip Rivers 2,835 (22/9)

RUSHING YARDS (YPC)

Justin Forsett 903 (5.8) Brandon Oliver 424 (3.6)
Bernard Pierce 257 (3.6) Ryan Matthews 246 (4.8)
Lorenzo Taliaferro . . 257 (4.2) Donald Brown 156 (2.4)

RECEIVING YARDS (CATCHES)

Steve Smith Sr. 817 (53) Kennan Allen641 (61)
Torrey Smith 544 (32) Malcom Floyd604 (36)
Owen Daniels 355 (37) Antonio Gates491 (40)

POINTS

Justin Tucker 93 Nick Novak 81
Justin Forsett 44 Antonio Gates 54
Torrey Smith 36 Eddie Royal 30

INTERCEPTIONS (YARDS)

C.J. Mosley 2 (23) Brandon Flowers 3 (44)
Haloti Ngata 2 (16) Three Players . . 1 (21 total)

SACKS (YARDS)

Elvis Dumervil . . 12.5 (-94.5) Corey Liuget 3.5 (-26.5)
Terrell Suggs 6 (-42) Jerry Attaochu 2 (-13)
Pernell McPhee 4 (-27) Dwight Freeney 2 (-19)

TACKLES (SOLO)

C.J. Mosley96 (64 solo) Eric Weddle72 (56)
Daryl Smith88 (50 solo) Donald Butler65 (44)
Darian Stewart . .41 (31 solo) Marcus Gilchrist48 (39)

LAST WEEK'S RECAP

BALTIMORE RAVENS - 34, NEW ORLEANS - 27

RB Justin Forsett scored 2 TDs while rushing for a career-high 182 yards on 22 carries (8.3 ypc) in the Ravens' 34-27 victory over the Saints last Monday night. The game opened dramatically with the Saints driving to the Ravens' 1-yard line after an end-around, 67-yard sprint by WR Joseph Morgan, who was caught from behind by hustling **CB Lardarius Webb**. After failing to get into the end zone on three plays, Saints RB Mark Ingram tried to penetrate the inside of Baltimore's line and was pushed back by **DT Haloti Ngata** for a 2-yard loss on the fourth-and-goal play. **QB Joe Flacco** then directed a 9-play, 97-yard drive that ended when he hit **WR Steve Smith Sr.** with a 15-yard scoring strike for a 7-0 Ravens' lead. New Orleans made it 7-7 in the first quarter after QB Drew Brees found TE Jimmy Graham for a 10-yard TD. The Ravens then drove to the Saints' 1, but a fumble by **FB Kyle Juszczyk** on the first play of the second quarter stopped the drive. On the Ravens' next possession, Forsett scored his first TD of the contest, a 13-yard scamper that gave the Ravens a 14-7 lead. A 20-yard K Shayne Graham field goal brought the Saints within 4 (14-10). New Orleans then completed the first half with an 8-play, 81-yard series that ended with a Brees-to-WR Marques Colston 26-yard TD to give the Saints a 17-14 advantage. The Ravens came back in the third quarter to grab a 24-17 lead on **K Justin Tucker's** 31-yard FG and a **S Will Hill** 44-yard score off an interception of Brees. Tucker increased that Ravens' lead to 27-17 on an impressive 55-yard FG 4 minutes into the fourth quarter. Graham's 34-yarder with 4:26 left in the game brought the Saints within a TD (27-20). Baltimore then consumed nearly 4 minutes before Forsett's second TD, a 20-yard sprint off the left side, giving the Ravens a 34-20 lead. Brees and Graham did combine for a final Saints' score (2 yards) with 40 seconds left in the contest. Led by Flacco, who completed 18 of 24 for 243 yards, the Ravens were 9-of-13 on third-down conversions. **WR Torrey Smith** caught 5 for 98 yards, while **WR Steve Smith Sr.** added 4 for 89. The Saints exploded for 525 yards with Brees accounting for 420 of those on 35-of-45 passing.

OPPONENT INFO / GAME NOTES

STANDOUTS VS. CHARGERS

TE OWEN DANIELS

G	Rec.	Yds	Avg.	LG	TDs	1st	25+
2	9	102	11.3	28	2	6	1

• While playing for Houston on 9/9/13, Daniels had 67 yards and 2 TDs on 5 catches in a 31-28 win over San Diego.

OLB ELVIS DUMERVIL

G	TT	Solo	AS	INT	TD	FF	FR	Sk-Yds	PD
12	34	26	8	0-0	0	4	0	8-44	2

• While playing for Denver, Dumervil posted 8 career sacks vs. the Chargers. That total ranks as his third most vs. any NFL team.

• "Doom" has 5 sacks in his last three games vs. San Diego, notching at least 1 sack in each contest.

QB JOE FLACCO

Record	Att.	Cmp.	Pct.	Yds	TDs	INT	Rate
2-1	111	70	63.1	771	5	3	87.3

• Flacco was 30-of-51 for 355 yards, 1 TD and 0 INT in the Ravens' last game against San Diego, a 16-13 OT win on 11/25/12.

WR TORREY SMITH

G	Rec.	Yds	Avg.	LG	TDs	1st	25+
2	13	221	17.0	54	1	11	3

• Smith produced 144 yards on 7 catches (20.6 avg.) in the Ravens' 16-13 OT win at San Diego on 11/25/12.

OLB TERRELL SUGGS

G	TT	Solo	AS	INT	TD	FF	FR	Sk-Yds	PD
6	20	18	2	1-11	0	0	0	3.5-30	2

• Suggs had 1 sack (-7 yards) and 4 solo tackles in the Ravens' 16-13 OT win at San Diego on 11/25/12.

• He also posted the first INT of his career and a sack (-11 yards) on 9/21/03 as a rookie in the Ravens' 24-10 victory.

2014 TALE OF THE TAPE

Category	Ravens	Chargers
Record	7-4	7-4
Current Streak	Won 2	Won 2
Points Scored	295	245
TDs Scored	33	27
Rushing TDs Scored	13	4
Passing TDs Scored	18	22
TDs on Returns	2	1
Points Against	208	216
TDs Allowed	23	26
Rushing TDs Allowed	6	7
Passing TDs Allowed	17	18
TDs Allowed by Return	0	1
Time of Possession Avg.	30:08	31:35
KOR Avg. For	30.5	22.0
KOR Avg. Against	23.6	21.5
PR Avg. For	7.5	7.6
PR Avg. Against	7.8	10.3
Sacks	29	18
Sacks Allowed	15	22
Interceptions	7	6
Interceptions Thrown	8	9

AFC NORTH STANDINGS

Teams	W	L	T	Home	Road	Div.	Con.	PF	PA	Streak
Cincinnati	7	3	1	4-1-1	3-2	2-1	5-3	246	234	Won 2
Baltimore	7	4	0	4-1	3-3	2-3	3-4	295	208	Won 2
Pittsburgh	7	4	0	4-1	3-3	2-2	6-3	288	263	Won 1
Cleveland	7	4	0	4-2	3-2	2-2	4-4	242	219	Won 1

KEY CONNECTIONS

PRO CONNECTIONS

• Ravens director of player development **Harry Swayne** spent six seasons playing as an offensive tackle for the Chargers (1991-96), contributing to San Diego's 1994 AFC Championship. From 1991-95, Swayne appeared in 87 games, starting each one.

• Chargers **DE Jarret Johnson** was originally selected by the Ravens in the fourth round (109th) of the 2003 NFL Draft. Johnson spent nine seasons in Baltimore, registering 20 sacks in 143 games played. Johnson's streak of 129-consecutive games played ranks second in Ravens history.

• Ravens **DE Lawrence Guy** joined the Chargers midseason in 2013 and was claimed off waivers by Baltimore after Week 3 in 2014.

• Chargers head coach **Mike McCoy** was the Broncos' offensive coordinator from 2010-12, working alongside Ravens QBs coach **Rick Dennison** (1995-2009) and ILBs coach **Don Martindale** (2009-10). Dennison also coached with Chargers secondary coach **Ron Milus** (2000-02, 2011-12) in Denver, and Martindale worked with assistant special teams coach **Craig Aukerman** (2010) as well. Furthermore, Ravens **OLB Elvis Dumervil** (2006-12) and Chargers **WR Eddie Royal** (2008-11) played for the Broncos during this period.

• Chargers assistant strength and conditioning coach **Rick Lyle** was originally signed by the Browns as an undrafted free agent DE in 1994 and moved with the franchise to Baltimore in 1996, his only season with the Ravens. Lyle appeared in 11 games for Baltimore.

• Chargers special teams coordinator **Kevin Spencer** began his NFL coaching career as a coaching assistant under Bill Belichick in Cleveland from 1991-94. During this time, Ravens general manager and executive VP **Ozzie Newsome** was a special assignment scout (1991-92), assistant to the head coach/offense/pro personnel (1993) and director of pro personnel (1994) with the Browns.

• Chargers LBs coach **Joe Barry** held the same title in Jacksonville when he coached with Ravens LBs coach and former Jaguars DL coach **Ted Monachino** in 2009. Ravens **ILB Daryl Smith** and **T Eugene Monroe** played for Jacksonville that season as well.

• Chargers head coach **Mike McCoy** was the WRs coach (2001), offensive assistant (2002-03), QBs/offensive assistant coach (2004-05), QBs coach (2006) and passing game coordinator/QBs coach (2007-08) in Carolina when Ravens **WR Steve Smith Sr.** (2001-13) was with the Panthers. Chargers WRs coach **Fred Graves** coached Smith Sr. when he was Carolina's WRs coach during the 2011-12 seasons.

COLLEGE CONNECTIONS

• Chargers **K Nick Novak** attended the University of Maryland (2001-04).

• Ravens **LB C.J. Mosley** (2010-13), **OLB Courtney Upshaw** (2008-11), Chargers **T D.J. Fluker** (2010-12) and **NT Damion Square** (2008-12) were members of Alabama's 2011 Alabama BCS National Championship team. Upshaw, Fluker and Square also won the national title with the Crimson Tide in 2009.

• Ravens assistant offensive line coach **Todd Washington** was the "O" line coach (2007-08) and offensive coordinator (2009) at the University of San Diego.

• Ravens **WR Steve Smith Sr.** (1999-2000) was coached by Chargers wide receivers coach **Fred Graves** at Utah. Graves was the assistant head coach and WRs coach (1998-2000).

• Ravens defensive coordinator **Dean Pees** was the head coach of Kent State (1998-2003) at the same time Chargers **TE Antonio Gates** (2001-03) played Division-I basketball for the Golden Flash.

HOMETOWN/HIGH SCHOOL CONNECTIONS

• Chargers special teams coordinator **Kevin Spencer** was the head coach of The Gilman School, located in Baltimore, from 1980-81.

OPPONENT INFORMATION

LAST GAME VS. SAN DIEGO (11/25/12)

Ravens 16, Chargers 13 (OT) • Nov. 25, 2012 • San Diego, CA

Then-rookie **K Justin Tucker** kicked a 38-yard field goal with no time left in regulation to tie the Chargers at 13-13, and he then booted another 38-yarder with 1:07 left in overtime to give Baltimore a 16-13 victory over San Diego at Qualcomm Stadium. The Chargers took a 13-3 lead on **K Nick Novak's** 30-yard FG with 7:39 left in the fourth quarter. Ravens QB Joe Flacco then directed a 9-play, 80-yard drive that ended with a 4-yard TD toss to **TE Dennis Pitta** with 4:19 left in regulation to make the score 13-10. After the Baltimore defense limited the Chargers to a three-and-out, the Ravens had the ball on their own 40 following a 23-yard punt return by **WR/RS Jacoby Jones**. Four plays later, the Ravens faced fourth-and-29 on their own 37 when the play of the game was made. Flacco threw a short pass to RB Ray Rice, who scampered the needed 29 yards to San Diego's 34-yard line for the first down. Four plays later, Tucker tied the game as the fourth quarter ended. The Chargers had the ball twice in the overtime, the second resulting in a three-and-out before Flacco led the winning 12-play, 69-yard drive. After a scoreless first quarter, the Chargers took a 10-0 halftime lead on **QB Philip Rivers' 21-yard strike to WR Malcom Floyd** and a 47-yard Novak FG. The only score in the third period came from a Tucker 43-yard FG to make the deficit 10-3 entering the fourth quarter. Flacco finished with 30 completions on 51 attempts for 355 yards. Rice caught 8 passes for 67 yards, while **WR Torrey Smith** grabbed 7 for a contest-high 144 yards, including a key 31-yarder on the game's final series. Rice added 97 rushing yards (22 carries). Rivers completed 23 of 36 for 228 yards and was sacked 6 times, twice by DE Arthur Jones, who posted 5 total tackles.

BALTIMORE RAVENS (Head Coach: John Harbaugh)

OFFENSE		DEFENSE	
WR 82	T. Smith	DT 92	H. Ngata
WR 81	A. Boldin	NT 96	M. Kemoeatu
LT 74	M. Oher	OLB 91	C. Upshaw
LG 76	J. Reid	RUSH 55	T. Suggs
C 77	M. Birk	WILL 59	D. Ellerbe
RG 73	M. Yanda	MIKE 53	J. McClain
RT 72	K. Osemele	SAM 50	A. McClellan
TE 84	E. Dickson	LCB 24	C. Graham
QB 5	J. Flacco	SS 31	B. Pollard
FB 44	V. Leach	FS 20	E. Reed
RB 27	R. Rice	RCB 29	C. Williams

SAN DIEGO CHARGERS (Head Coach: Norv Turner)

OFFENSE		DEFENSE	
WR 80	M. Floyd	RE 94	C. Liuget
LT 79	M. Harris	DT 93	C. Thomas
LG 67	R. Hadnot	LE 92	V. Martin
C 61	N. Hardwick	OLB 95	S. Phillips
RG 65	L. Vasquez	ILB 51	T. Spikes
RT 66	J. Clary	ILB 56	D. Butler
TE 85	A. Gates	OLB 96	J. Johnson
TE 89	L. Green	RCB 20	A. Cason
WR 84	D. Alexander	LCB 23	Q. Jammer
QB 17	P. Rivers	SS 26	A. Bigby
RB 24	R. Mathews	FS 32	E. Weddle

GAME SUMMARY

	1	2	3	4	OT	TOTAL	FIELD GOALS (MADE) & MISSED
BALTIMORE	0	0	3	10	3	16	J. Tucker (43, 38, 38)
SAN DIEGO	0	10	0	3	-	13	N. Novak (47, 30)

TEAM STATISTICS

	RAVENS	CHARGERS
First Downs	25 (5-19-1)	16 (4-10-2)
Third Downs	12-24 (50%)	3-15 (20%)
Fourth Downs	1-2 (50%)	1-1 (100%)
Total Net Yards	443	280
Plays - Average	91-4.9	65-4.3
Net Yds Rushing	127	91
Rushes - Average	35-3.6	23-4.0
Net Yards Passing	316	189
Att. - Yds Lost - Gross Pass.	5-39-355	6-39-228
Passes Att. - Comp. - INT	51-30-0	36-23-0
Red Zone	1-3 (33%)	0-1 (0%)
Goal-to-Go	1-1 (100%)	0-0 (0%)
Punts - Avg.	8-46.3	9-53.2
Penalties - Yards	6-60	5-37
Fumbles - Lost	1-0	0-0
Time of Possession	39:02	34:51

INDIVIDUAL STATISTICS

RAVENS											CHARGERS										
RUSHING											RUSHING										
	ATT	YDS	AVG	LG	TD																
R. Rice	22	97	4.4	16	0	R. Mathews	19	72	3.8	10	0										
B. Pierce	9	34	3.8	18	0	R. Brown	2	17	8.5	13	0										
J. Flacco	4	-4	-1.0	0	0	J. Battle	2	2	1.0	2	0										
Total	35	127	3.6	18	0	Total	23	91	4.0	13	0										
PASSING											PASSING										
	ATT	CMP	YDS	SK/YD	TD	LG	IN	RT													
J. Flacco	51	30	355	5/39	1	54	0	86.6	P. Rivers	36	23	228	6/39	1	26	0	91.0				
Total	51	30	355	5/39	1	54	0	86.6	Total	36	23	228	6/39	1	26	0	91.0				
RECEIVING											RECEIVING										
	REC	YDS	AVG	LG	TD																
R. Rice	8	67	8.4	29	0	D. Alexander	5	74	14.8	26	0										
T. Smith	7	144	20.6	54	0	M. Floyd	4	65	16.3	21	1										
D. Pitta	6	42	7.0	16	1	R. Brown	4	22	5.5	8	0										
J. Jones	5	50	10.0	24	0	R. Mathews	3	16	5.3	9	0										
A. Boldin	2	42	21.0	23	0	S. Ajitrotutu	2	17	8.5	12	0										
T. Doss	1	9	9.0	9	0	A. Gates	2	13	6.5	11	0										
V. Leach	1	1	1.0	1	0	R. McMichael	2	11	5.5	6	0										
Total	30	355	11.8	54	1	Total	23	228	9.9	26	1										
INTERCEPTIONS											INTERCEPTIONS										
	NO	YDS	AVG	LG	TD																
Total	0	0	0.0	0	0	Total	0	0	0.0	0	0										
SACKS											SACKS										
A. Jones 2-15; D. Ellerbe 1-8; T. Suggs 1-7; P. Kruger 1-5; C. Upshaw 1-4											A. Barnes 2-15; C. Liuget 1-9; S. Phillips 1-5; J. Johnson 0.5-5; T. Spikes 0.5-5										

2014 CHARGERS SNAPSHOT

Week 12 Recap: A fourth-quarter 29-yard scoring strike to **WR Keenan Allen** from **QB Philip Rivers** capped a 21-point second-half effort by San Diego, which held on for a 27-24 victory over St. Louis at Qualcomm Stadium. Backed by Rivers' 291 yards and the 100-yard game by Allen and **RB Ryan Mathews**, the Chargers manufactured an impressive 410 yards in the win.


Mike McCoy: The NFL's youngest active head coach, McCoy, 42, owns a 17-12 career record (.586), now in his second season at San Diego's helm. In 2013, McCoy led the Chargers to a 9-7 showing in his rookie campaign, winning five of their last six games to earn a playoff berth. San Diego defeated Cincinnati in the Wild Card, marking the franchise's first postseason victory since 2008.

Offense: **QB Philip Rivers** is the Chargers' offensive anchor, producing 2,835 yards, 22 TDs and a 101.4 QB rating, while completing 68.3 percent of his passes (third in the NFL) this season. Rivers' top scoring target, Pro Bowl veteran **TE Antonio Gates**, has dominated with 9 TDs, while **WR Keenan Allen**, fresh off a 104-yard performance, leads San Diego's wideouts with 641 yards on 61 receptions.

Defense: The Chargers' defense, which has allowed 14 or fewer points four times in 2014, ranks 15th against the run (108.8), but it is also the NFL's sixth-best passing "D" (221.3 ypg). **CB Brandon Flowers** leads the charge with 3 INTs and 9 PDs. **S Eric Weddle**, San Diego's leading tackler with 72 stops (56 solo), has produced 8 PDs, 1 INT and 1 FF.

RAVENS WINNING WAYS

SUPER BOWL CHAMPIONS



Owner Art Modell - 2000
Super Bowl XXXV

In a magnificent effort showcasing thrilling performances by their defense, offense and special teams units, the Baltimore Ravens win Super Bowl XXXV with a 34-7 victory over the New York Giants. Allowing the Giants a meager 152 total net yards, New York's attack crosses midfield just twice, while Baltimore's "D" posts 4 INTs. LB Ray Lewis is named the game's MVP, capping an accolade-filled season in which he was also tabbed the NFL's Defensive Player of the Year.



Owner Steve Bisciotti - 2012
Super Bowl XLVII

Baltimore defeats San Francisco, 34-31, in Super Bowl XLVII, capturing the franchise's second World Championship. After an amazing first-half performance, the Ravens take a commanding 28-6 lead. But following a bizarre, 34-minute power outage that halts play, the 49ers storm back into contention. Clinging to a 34-29 edge late in the game, the Ravens stand firm on a pivotal goal-line stand, jamming SF on four-straight plays inside the 7-yard line. QB Joe Flacco is named the game's MVP.

BEST POSTSEASON MARK

PLAYOFF WINNING PERCENTAGE / SINCE 1970 MERGER

Rk.	Team	Record	Pct.
1.	Baltimore Ravens**	14-7	.667
2.	New York Giants****	20-11	.645
3.	Pittsburgh Steelers*****	33-20	.623
4.	San Francisco 49ers*****	30-19	.612
5.	Dallas Cowboys*****	32-21	.604

* Number of Super Bowl Titles

JOHN HARBAUGH ERA

(SINCE 2008)

PLAYOFF BERTHS

1. Baltimore Ravens 5
- Green Bay Packers 5
- Indianapolis Colts 5
- New England Patriots . . . 5
5. Atl., Cin., NO, Phi. 4

TOTAL WINS

1. New England Patriots . . 85
2. Baltimore Ravens 78
3. Green Bay Packers 74
4. Pittsburgh Steelers. . . . 73
5. New Orleans Saints . . . 72

PLAYOFF WINS

1. Baltimore Ravens 9
2. Green Bay Packers 5
- New Orleans Saints 5
- Pittsburgh Steelers 5
- San Francisco, Seattle . . . 5

PLAYOFF GAMES

1. Baltimore Ravens 13
2. Green Bay Packers 9
- New England Patriots . . . 9
4. Indianapolis Colts. 8
- New Orleans, San Francisco. . 8

AFC TITLE GAMES

1. Baltimore Ravens 3
- New England Patriots . . . 3
3. New York Jets 2
- Pittsburgh Steelers. 2
5. Denver, Indianapolis 1

PLAYOFF ROAD WINS

1. Baltimore Ravens 6
2. New York Jets 4
3. Green Bay Packers 3
- San Francisco 49ers 3
5. NY Giants, Philadelphia . . 2

REG. SEASON WIN %

1. New England Patriots . . .757
2. Green Bay Packers650
3. Baltimore Ravens645
4. Pittsburgh Steelers. . . .636
5. Indianapolis, New Orleans. .626

REG. SEASON WINS

1. New England Patriots . . . 81
2. Baltimore Ravens 69
- Green Bay Packers 69
4. Pittsburgh Steelers. 68
5. Indianapolis, New Orleans. . 67

SUPER BOWL XXXV & XLVII

The Baltimore Ravens are one of four franchises (New England, NY Giants and Pittsburgh) to win multiple Super Bowls since the year 2000.

NFL'S WINNINGEST FRANCHISES SINCE 2000

TOTAL WINS

1. New England Patriots . . . 190
2. Indianapolis Colts 166
3. Pittsburgh Steelers 162
4. Baltimore Ravens. 155
- Green Bay Packers. 155
6. Philadelphia Eagles 153

SUPER BOWL BERTHS

1. New England Patriots . . . 5
2. New York Giants. 3
- Pittsburgh Steelers. 3
4. Baltimore Ravens. 2
- Indianapolis Colts 2
- Seattle Seahawks 2

SUPER BOWL TITLES

1. New England Patriots . . . 3
2. Baltimore Ravens 2
- New York Giants. 2
- Pittsburgh Steelers. 2
5. GB, Ind., NO, Sea., TB. . . . 1

CONF. TITLE GAMES

1. New England Patriots . . . 8
2. Philadelphia Eagles 5
- Pittsburgh Steelers. 5
4. Baltimore Ravens 4
5. Indianapolis, NY Giants . . 3
- San Francisco 3

WINNING SEASONS

1. New England Patriots . . 13
2. Indianapolis Colts. 12
3. Green Bay Packers 11
4. Baltimore Ravens 10
- Philadelphia, Pittsburgh . . 10

PLAYOFF BERTHS

1. Indianapolis Colts. 12
2. New England Patriots . . 11
3. Green Bay Packers. 10
- Philadelphia Eagles 10
5. Baltimore Ravens 9

PLAYOFF GAMES

1. New England Patriots . . 26
2. Baltimore Ravens 21
- Indianapolis Colts. 21
4. Philadelphia Eagles 20
5. Pittsburgh Steelers. 18

PLAYOFF WINS

1. New England Patriots . . 18
2. Baltimore Ravens 14
3. Pittsburgh Steelers. 12
4. Indianapolis, NY Giants . . 10
- Philadelphia 10

COACH HARBAUGH NOTES

COACH HARBS



John Harbaugh has led Baltimore to a playoff berth in five (2008-12) of his first six full seasons, and in 2012, captured the franchise's second Super Bowl championship. Under his guidance, the Ravens have also secured an appearance in three AFC Championship games (2008, 2011 and 2012).

Here are several Harbaugh quick hits:

HEAD COACH SNAPSHOT (Baltimore Ravens: 2008-14)

- Overall Career Record... 78-42
- Regular Season Record... 69-38
- at Home... 43-10
- on Road... 26-28
- vs. AFC... 50-29
- vs. AFC North... 26-15
- vs. NFC... 19-9
- Playoffs Record... 9-4
- Home Playoff Games... 2-0
- Road Playoff Games... 6-4
- Super Bowl Record... 1-0

- The Ravens are one of only four teams (GB, Ind. and NE) to earn a playoff berth in five of the past six seasons, doing so from 2008-12. Baltimore also won at least one playoff game in each of those years.

- Harbaugh is the only head coach in NFL history to win a playoff game in each of his first four and five seasons. (The Ravens made the playoffs from 2008-12.)

- John and his brother, Jim

of the 49ers, are the only head coaches to advance to three conference title games in the first five years as NFL bosses.

- Harbaugh, George Seifert (49ers) and Mike Holmgren (Packers) own the most playoff victories (9) by an NFL head coach in the first six seasons of a coaching career (since the 1970 merger).

- Harbaugh has guided the Ravens to 69 regular season wins since 2008, ranking as the NFL's second most (tied with GB). Including playoffs (9-4), the Ravens are 78-42 under Harbaugh, posting the NFL's second-most total wins since his Baltimore arrival.

NFL WINS / INCLUDING PLAYOFFS (Since Coach Harbaugh's Arrival in 2008)

Rk.	Team	Total Wins
1.	New England Patriots	85
2.	Baltimore Ravens	78
3.	Green Bay Packers	74

FIVE STRAIGHT

In 2012, **John Harbaugh** became the third coach in NFL history (since 1970 merger) to guide his team to the playoffs in each of his first five seasons. The Ravens own a 9-4 playoff mark under "Harbs."

CONSECUTIVE PLAYOFF BERTHS TO BEGIN A COACHING CAREER (Since 1970 Merger)

Coach (Team)	Berths	Seasons
Bill Cowher (Steelers)	6	1992-97
John Harbaugh (Ravens)	5	2008-12
Chuck Knox (L.A. Rams)	5	1973-77

HEAD COACH CAREER PLAYOFF WINNING PERCENTAGE (NFL History / Min. 10 Games)

Rk.	Coach	Record	Pct.
1.	Vince Lombardi	9-1	.900
2.	Tom Flores	8-3	.727
3.	Bill Walsh	10-4	.714
4.	Joe Gibbs	17-7	.708
5.	John Harbaugh	9-4	.692
	Jimmy Johnson	9-4	.692

MAKING HIS MARK

John Harbaugh owns the fourth-best winning percentage (.650) among active NFL head coaches, compiling a 78-42 overall record (including playoffs). For active head coaches who've coached a minimum of 70 games, "Harbs" is second only to Bill Belichick.

ACTIVE HEAD COACH CAREER WINNING PERCENTAGE (Totals Include Regular Season and Playoff Games)

Rk.	Coach	Team	Seasons	Record	Pct.
1.	Jim Harbaugh	49ers	2011-14	48-18-1	.716
2.	Bill Belichick	Cle./NE	1991-95, 2000-14	227-116	.662
3.	Chuck Pagano	Colts	2012-14	30-16	.652
4.	John Harbaugh	Ravens	2008-14	78-42	.650
5.	Mike McCarthy	Packers	2006-14	96-53-1	.640
6.	Mike Tomlin	Steelers	2007-14	83-48	.634

PLAYOFF RECORDS

(Active Coaches)

Rk.	Coach	Rec.	Pct.
1.	John Harbaugh	9-4	.692
2.	Bill Belichick	19-9	.679
3.	Rex Ryan	4-2	.667
4.	Tom Coughlin	12-7	.632
5.	Jim Harbaugh	5-3	.625
	Mike Tomlin	5-3	.625

SUPER BOWL TITLES

(Active Coaches)

1.	Bill Belichick	3
2.	Tom Coughlin	2
3.	John Harbaugh	1
	Pete Carroll	1
	Mike McCarthy	1
	Sean Payton	1
	Mike Tomlin	1

PLAYOFF MILESTONES

Along with two other coaches, **John Harbaugh** has compiled the most playoff victories (9) by a head coach in his first six seasons (since the 1970 merger).

MOST PLAYOFF WINS BY A HEAD COACH / FIRST SIX SEASONS (Since 1970 Merger)

Coach (Team)	Playoff Wins	Seasons
John Harbaugh (Bal.)	9	2008-13
Mike Holmgren (GB)	9	1992-97
George Seifert (SF)	9	1989-94
Tom Flores (Oak./LA)	8	1979-84
Joe Gibbs (Was.)	8	1981-86

Only in First Five:

- "Harbs" is the only head coach in NFL history to win a playoff game in each of his first four and five seasons. He and his brother, Jim (in three seasons with the 49ers), are also the only coaches to advance to three conference title games in the first five years of a coaching career.

RAVENS COACHING RECORDS

John Harbaugh is the third head coach in Ravens history, producing a 69-38 record (9-4 playoffs) in six-plus seasons with the franchise.

Coach	Seasons	Regular Season Record	Playoffs Record
John Harbaugh	2008-14	69-38	9-4
Brian Billick	1999-2007	80-64	5-3
Ted Marchibroda	1996-98	16-31-1	n/a

JOHN HARBAUGH SEASON-BY-SEASON

Year	Record	Playoffs (Final Result)
2014	7-4	TBD
2013	8-8	No playoff berth
2012	10-6	4-0 (won Super Bowl XLVII)
2011	12-4	1-1 (lost in AFC Champ.)
2010	12-4	1-1 (lost in Divisional)
2009	9-7	1-1 (lost in Divisional)
2008	11-5	2-1 (lost in AFC Champ.)

COACH HARBAUGH / ROSBURG NOTES

HARBAUGH TIMELINE

Team	Position	Years
Baltimore Ravens	Head Coach	2008-14
Philadelphia Eagles	Secondary	2007
Philadelphia Eagles	Special Teams Coord.	1998-2006
Indiana University	DBs/Special Teams Coord.	1997
University of Cincinnati	Assistant Head Coach	1995-96
University of Cincinnati	TEs/OLBs/RBs/Special Teams	1989-94
Morehead State	DBs/ST Coord./S&C Coach	1988
University of Pittsburgh	Tight Ends	1987
Western Michigan	Graduate Assistant	1984-86

RECORDS UNDER HARBAUGH

Regular Season	69-38
vs. AFC North	26-15
vs. AFC	50-29
vs. NFC	19-9
Home	43-10
Away	26-28
On grass	19-14
Artificial turf	50-24
September	17-7
October	13-12
November	22-8
December	14-11
January	3-0
Leading at halftime	57-10
Leading After 3 quarters	63-10
When scoring first	50-11
Positive or even turnover ratio	55-16
Scoring 20 or more points	56-14
Scoring 30 or more points	31-1
Totaling 350 or more net yards	37-10
Rushing for 150 or more yards	23-4
Holding opp. under 250 net yards	23-4
Holding opp. under 21 points	54-11
Holding opp. under 15 points	41-4

AFTER 11 GAMES

On Sunday, the Ravens aim to improve their record to 8-4 for the second time under coach **John Harbaugh** (2008, 2010 – both seasons resulting in a playoff berth). With “Harbs” at the helm, the Ravens are currently 7-4 for the second time during his tenure.

RAVENS RECORDS AFTER 11 GAMES (Under John Harbaugh)

Year	Record After 11	Final Record	Playoffs
2008	7-4	11-5	AFC Title Game
2009	6-5	9-7	Div. Game
2010	8-3	12-4	Div. Game
2011	8-3	12-4	AFC Title Game
2012	9-2	10-6	SB Champs
2013	5-6	8-8	n/a
2014	7-4	?	?

RAVENS' TWO-STRAIGHT TOP 5'S

In 2013, senior NFL writer Rick Gosselin of *The Dallas Morning News* ranked the Ravens' special teams unit No. 5 in the league in his annual comprehensive ratings system that is based on 22 categories, assigning points according to each standing — 1 for best, 32 for worst. In 2012, Gosselin ranked the Ravens' unit No. 2 in the NFL, just behind the Vikings, who finished first.

SPECIAL FORCES



Special teams coordinator/associate head coach **Jerry Rosburg**, a 36-year coaching veteran, has guided a strong special teams group since arriving in Baltimore in 2008.

- Dating back to 2011, Baltimore has 7 total kick return TDs (3 PR & 4 KOR), ranking as the NFL's most.
- In 2012's Super Bowl season, the Ravens' ST units excelled. Led by Pro Bowl **RS Jacoby Jones**, Baltimore ranked first in the NFL in kickoff return average (27.3), also setting a team record. Jones, who became the first player ever to record dual KORs of at least 105 yards in a career, tied for a league-leading 3 kick return TDs (2 KORs & 1 PR) and averaged an NFL-best 30.7 yards per kickoff return. Jones also tied an NFL record for longest KOR in Super Bowl history with his 108-yard KOR-TD. **(In 2014's Week 9 game at Pittsburgh, Jones added another 108-yard KOR-TD to his stellar resume and now has 4 total KOR-TDs over 100 yards during his career.)**

• In 2013, Pro Bowl **K Justin Tucker** set franchise records in FGs made (38) and FGs attempted (41). Going 38-of-41 on FGs, Tucker produced a franchise-record 140 points (tied for sixth in NFL), while his 6 FGs of 50+ yards tied (several players) for the NFL's most. Tucker kicked an impressive 3 game-winning FGs on the season, including a 61-yarder at Detroit.

• Additionally, in 2013, the Ravens' KOR unit averaged 26.4 yards per return, ranking second in the NFL. Baltimore's punt return unit averaged 14.2 yards per return, the NFL's third-best mark. The Ravens posted an NFL-high 20 punt returns of 20+ yards.

• Prior to Baltimore, Rosburg built a successful NFL special teams resume with both the Browns (2001-06) and Falcons (2007). Under his leadership, Cleveland's special teams units were consistently ranked among the NFL's best. Over a five-year span (2002-06), the Browns' special teams were ranked as the top NFL unit in Rick Gosselin's annual comprehensive special teams report.

• Four Ravens players have earned Pro Bowl honors while playing for Rosburg: ST **Brendon Ayanbadejo** (2008), **K Billy Cundiff** (2010), **RS Jacoby Jones** (2012) and **K Justin Tucker** (2013).

A STRONG RETURN

Dating back to 2008 when **Jerry Rosburg** became the Ravens' special teams coordinator, Baltimore has produced the NFL's No. 1 kickoff return average (25.4) and second-most (tied) KOR-TDs (6).

NFL KICKOFF RETURN AVERAGE (Since 2008 / Rosburg's Baltimore Tenure)

Rk.	Team	KOR	Yards	Avg.	Long	TD
1.	Baltimore Ravens	333	8,459	25.4	108t	6
2.	New York Jets	366	8,959	24.5	107t	6
3.	New Orleans Saints	299	7,254	24.3	97t	1

2014 Return Quick Hit:

• The Ravens' 30.5 KOR average in 2014 ranks second in the NFL (see below). In Week 9 at Pittsburgh, **WR/RS Jacoby Jones** posted his third-career 108-yard KOR-TD (2 regular season & 1 Super Bowl) – all with Baltimore.

KICKOFF RETURN AVERAGE (2014 Season)

1.	Adam Jones	31.8
2.	Jacoby Jones	31.2
3.	Jarvis Landry	30.7
4.	Knile Davis	29.0
5.	Benny Cunningham	28.9

KICKOFF RETURN AVERAGE (2014 Season)

1.	Philadelphia Eagles	31.1
2.	Baltimore Ravens	30.5
3.	Kansas City Chiefs	29.5
4.	Miami Dolphins	28.8
5.	Cincinnati Bengals	27.4

COORDINATORS NOTES

THE KUBIAK ATTACK



Gary Kubiak, a 21-year NFL coaching veteran who spent the past eight seasons (2006-13) as head coach of the Houston Texans, was hired as the Ravens' offensive coordinator on Jan. 27. Under his guidance, Houston earned back-to-back AFC South crowns from 2011-12 and two playoff berths.

Kubiak owns a Texans' franchise-record 63 total wins, posting a 63-66 overall mark (61-64 regular season, 2-2 postseason). Prior to his time with the Texans, Kubiak spent 11 seasons (1995-2005) as the Denver Broncos' offensive coordinator, also coaching the quarterbacks during his first eight seasons. Under his guidance, Denver's offense reached new heights behind the likes of QB John Elway, TE Shannon Sharpe and RB Terrell Davis, with the team earning seven postseason trips and back-to-back Super Bowl titles (1997-98) during that span. As Denver's offensive coordinator, the Broncos averaged NFL bests in yards per game (365.0) and points per game (25.2) from 1995-2005.

TEXANS SUCCESS

Under **Gary Kubiak**, the Texans earned their Top 6 all-time offensive outputs in scoring, total offense and passing yards from 2007-12. During this time, the Texans also boasted the franchise's Top 3 rushing outputs, including the NFL's No. 2 ground attack in 2011 when they posted a franchise-record 153.0 yards per game. From 2008-12, Kubiak's offense was one of only two teams (Denver) to have its total offense, passing offense and rushing offense each rank in the Top 5 at least once during that span.

HOUSTON TEXANS OFFENSIVE RANKINGS (2006-13 Under Gary Kubiak)

Year	Total	Rk.	Rush	Rk.	Pass	Rk.
2006	279.1	28	105.4	21	173.6	27
2007	333.6	14	99.1	22	234.4	11
2008	382.1	3	115.4	13	266.7	4
2009	383.1	4	92.2	30	290.9	1
2010	386.6	3	127.6	7	259.0	4
2011	372.1	13	153.0	2	219.1	18
2012	372.1	7	132.7	8	239.4	11
2013	347.3	11	108.9	20t	238.3	15

KUBIAK TRACK RECORD

Ravens new offensive coordinator **Gary Kubiak** has either been an OC (Denver Broncos, 1995-2005) or head coach (Houston Texans, 2006-13) for 19 NFL seasons. During these 19 seasons...

- Kubiak's offenses have ranked among the NFL's Top 10 scoring units 14 times during his career. Additionally, a Kubiak-led attack has ranked in the NFL's Top 10 in yards per game on 13 separate occasions. (Impressively, Kubiak's offensive units have finished in the Top 5 in yards per game 11 times during his 19 seasons as an OC or HC.)

"O" RECORDS SET IN WEEK 6

The Ravens' 48-17 victory at Tampa in Week 6 was a record-breaking (or tying) offensive affair. Here are the notable franchise marks from the game:

- **Points in a Road Game:** 48 – Ravens record
- **First-Half Points:** 38 – Ravens record
- **First-Quarter Points:** 28 – Ravens record
- **Points in a Quarter on Road:** 28 (first quarter) – Ravens record
- **Passer Rating:** 146.0, Joe Flacco – Ravens record
- **Passing TDs in a Quarter:** 4 (first quarter), Joe Flacco – Ravens record
- **First Quarter Passing TDs:** 4, Joe Flacco – *ties NFL record*
- **Passing TDs:** 5, Joe Flacco – Ravens record (tied Tony Banks, 9/10/00 vs. Jax.)
- **Total Points in a Half:** 38 (first half) – Ravens 2nd most
- **Total Points:** 48 – Ravens 2nd most (tied with two other occasions)
- **Total TDs:** 6 – Ravens 2nd most (tied with two other occasions)



PEES LEADS THE "D"



Dean Pees, an 11-year NFL-coaching veteran, was promoted to defensive coordinator on Jan. 27, 2012, after guiding the Ravens' LBs for two seasons. He is the sixth "D" coordinator in franchise history. Pees, who was New England's "D" coordinator from 2006-09, leads a Baltimore unit that in 2014 has allowed the NFL's fifth-fewest points per game (18.9) and boasts the league's No. 3 red zone defense (45.9 TD success rate by opponents).

Pees leads a unit that during the John Harbaugh Era (2008-14)...

- Has allowed the NFL's fewest points (18.2) and the third-fewest net yards (313.8) per game during this span.

POINTS PER GAME ALLOWED (Since 2008)

1. Baltimore **18.2**
2. Pittsburgh 18.3
3. San Francisco . . . 18.8

TOUCHDOWNS ALLOWED (Since 2008)

1. Baltimore **199**
2. Pittsburgh 205
3. San Francisco 213

TOTAL NET YARDS ALLOWED (Since 2008)

1. Pittsburgh 290.2
2. NY Jets 309.1
3. Baltimore **313.8**

OPPONENT PASSER RATING (Since 2008)

1. Baltimore **76.0**
2. Green Bay 77.4
- Pittsburgh 77.4

"D" NUMBERS TO RAVE ABOUT

23

TDs allowed by the Ravens in 2014, the NFL's fifth-best mark. Baltimore has allowed no more than 1 TD in five of its 11 games this season.

18.9

Points per game the Ravens have allowed this season, ranking as the NFL's fifth-best defensive mark.

45.9

Red zone TD percentage for Ravens' opponents this season, ranking as the NFL's third-best defensive mark. The Ravens have yielded just 17 red zone TDs on 37 trips by foes inside the 20.

57.1

Goal-to-goal TD percentage success rate by Ravens opponents this season, ranking as the NFL's fourth-best defensive mark (12 TDs allowed on 21 G-to-G situations).

"D" COORD. BREAKDOWN

Four "D" coordinators in Ravens history have gone on to become NFL head coaches: Marvin Lewis (1996-2001), Mike Nolan (2002-04), Rex Ryan (2005-08) and Chuck Pagano (2011). Former Jaguars head coach Jack Del Rio was the Ravens' LBs coach from 1999-2001, while Atlanta's Mike Smith also coached on the "D" from 1999-2002.

RAVENS DEFENSIVE COORDINATOR BREAKDOWN

D Coord. (Years)	G	Avg. PPG	Net YPG	Rush YPG	Pass YPG
Dean Pees (2012-14)	43	21.0*	345.7^	107.5	238.2
Chuck Pagano (2011)	16	16.6	288.9	92.6	196.3
Greg Mattison (2009-10)	32	16.6	309.7	93.6	216.1
Rex Ryan (2005-08)	64	17.6	277.8	84.0	193.8
Mike Nolan (2002-04)	48	18.8	302.0	103.7	198.3
Marvin Lewis (1996-2001)	96	19.0	304.0	93.0	211.0

*Ranks 7th in the NFL since 2012. ^Ranks 13th in the NFL since 2012.

OZZIE NEWSOME / PERSONNEL NOTES

WIZARD OF OZ



Ozzie Newsome's legacy is unlike any the game has seen. Known throughout all of sports as a premier leader, Newsome is a Hall of Fame player, the architect of Baltimore's 2000 and 2012 Super Bowl championship teams and an elite personnel evaluator who became the NFL's first African American GM.

"Ozzie's credibility is what stands out the most," head coach **John Harbaugh** states. "And it's not just about what he has accomplished. To me, it's his commitment and focus while striving to do more."

OZZIE NEWSOME CAREER SNAPSHOT

- NFL's first African American General Manager (promoted in 2002)
- Architect of Ravens 2000 & 2012 Super Bowl Championship Teams
- NFL Executive of the Year (2000)
- Pro Football Hall of Fame (class of 1999)
- State of Alabama Hall of Fame (class of 1995)
- National Football Foundation College Hall of Fame and NCAA Hall of Fame (class of 1994)
- 13-Year NFL Tight End with Cleveland Browns (1978-90)
- Three-Time Pro Bowler (1981, 1984-85)
- Four-Time Cleveland Touchdown Club Offensive Player of the Year
- Current Member of Three Major NFL Policy-Making Committees: Competition, Diversity and Player Care Foundation Committees

FIRST-ROUND FINDS

Since moving to Baltimore in 1996, the Ravens, led by **Ozzie Newsome**, have had 19 drafts and selected 19 players in the first round. These picks have earned an amazing 55 combined Pro Bowls, several All-Rookie honors, multiple Defensive Player of the Year Awards and two Super Bowl MVP honors.

RAVENS FIRST-ROUND DRAFT PICKS

Year	Name	Pick	Pro Bowls
1996	T Jonathan Ogden*	4	11
1996	LB Ray Lewis* ++ ~	26	13
1997	LB Peter Boulware*	4	4
1998	CB Duane Starks*	10	
1999	CB Chris McAlister*	10	3
2000	RB Jamal Lewis*=	5	1
2000	WR Travis Taylor	10	
2001	TE Todd Heap*	31	2
2002	S Ed Reed* +	24	9
2003	OLB Terrell Suggs* +	10	6
2003	QB Kyle Boller	19	
2005	WR Mark Clayton*	22	
2006	DT Haloti Ngata*	12	5
2007	G Ben Grubbs*	29	1
2008	QB Joe Flacco^ ~	18	
2009	T Michael Oher*	23	
2011	CB Jimmy Smith	27	
2013	S Matt Elam	32	
2014	LB C.J. Mosley	17	

* All-Rookie Team ^ Rookie of the Year (NFL.com Fan Vote) ~ Super Bowl MVP
+ Defensive Player of the Year Awards = Offensive Player of the Year Award

Top 10 Quick Hit:

• Of the seven players chosen in the Top 10 by Baltimore, five have earned Pro Bowl status. Two of those players – Peter Boulware and Terrell Suggs – also earned Defensive Rookie of the Year honors.

Late-Round Success Quick Hit:

• The Ravens have found gems late in the first round, including LB Ray Lewis (26th), TE Todd Heap (31st), S Ed Reed (24th), G Ben Grubbs (29th), QB Joe Flacco (18th), CB Jimmy Smith (27th) and S Matt Elam (32nd).

NEWSOME'S NFL TREE

GM **Ozzie Newsome** also fosters a working environment that breeds standout coaches. By bringing in individuals who embrace the "Raven way," Newsome aims to create a synergy that manufactures success among scouts, coaches and players. As a result, Baltimore has had many assistants move on to become head coaches on the collegiate and NFL levels.

CURRENT HEAD COACHES ROOTED IN RAVENS ORGANIZATION

Head Coach (Team)	Last Position Held w/ Ravens (Years)
Jim Caldwell (Lions)	Offensive Coordinator (2012-13)
Kirk Ferentz (Iowa)	Asst. Head Coach/Offense (1996-98)
Marvin Lewis (Bengals)	Def. Coordinator (1996-2001)
Chuck Pagano (Colts)	Def. Coordinator (2008-11)
Mike Pettine (Browns)	Outside Linebackers (2002-08)
Rex Ryan (Jets)	Asst. Head Coach/Def. Coord. (1999-2008)
David Shaw (Stanford)	Wide Receivers (2002-05)
Mike Smith (Falcons)	Linebackers (1999-2002)
Ken Whisenhunt (Titans)	Tight Ends (1997-98)

• Other former Ravens assistants who became head coaches include Jack Del Rio (Jacksonville), Pat Hill (Fresno State), Hue Jackson (Oakland), Eric Mangini (NY Jets and Cleveland), Mike Nolan and Mike Singletary (San Francisco), Rick Neuheisel (UCLA) and Jim Schwartz (Detroit).

HOMEGROWN

The Ravens have had 31 different players earn Pro Bowl honors since the team's inception in 1996. Of those, 17 are homegrown players – 15 drafted and two signed as a rookie free agent:

RAVENS HOMEGROWN PRO BOWLERS

Year Drafted (Rd.)	Name	Pro Bowls
1996 (1st)	LB Ray Lewis	13
1996 (1st)	T Jonathan Ogden	11
2002 (1st)	S Ed Reed	9
2003 (1st)	OLB Terrell Suggs	6
2006 (1st)	DT Haloti Ngata	5
1997 (1st)	OLB Peter Boulware	4
1999 (1st)	CB Chris McAlister	3
2008 (2nd)	RB Ray Rice	3
2007 (3rd)	G Marshal Yanda	3
2001 (1st)	TE Todd Heap	2
1996 (5th)	WR/RS Jermaine Lewis	2
2007 (4th)	FB Le'Ron McClain	2
2000 (6th)	OLB Adalius Thomas	2
2007 (1st)	G Ben Grubbs	1
2000 (1st)	RB Jamal Lewis	1
2002 (RFA)	LB Bart Scott #	1
2012 (RFA)	K Justin Tucker #	1

Undrafted rookie free agent

Bold indicates 2013 Pro Bowler

PRO BOWLERS DRAFTED



Most Pro Bowlers Drafted: 1996-2013

Rk.	Team	Players
1.	Green Bay Packers	21
2.	San Francisco 49ers	20
3.	Kansas City Chiefs	19
	New England Patriots	19
5.	Baltimore Ravens	17
	Chicago, Dallas, Denver	17
	Pittsburgh, Philadelphia	17

Totals include players who have earned Pro Bowl honors with any team (not just their original draft club) during a respective career.

RAVENS TEAM / PERSONNEL NOTES

ROOKIE FREE AGENT GEMS

The Ravens have a history of unearthing rookie free agent gems. On their 2014 Week 13 53-man roster, Baltimore has 15 players who entered the NFL as rookie free agents. Of those 15, seven were originally signed by the Ravens (listed below):

ORIGINAL RAVENS ROOKIE FREE AGENT SIGNINGS (On Week 13 Active Roster)

2010: LB Albert McClellan	2014: T James Hurst
2012: K Justin Tucker	2014: CB Tramain Jacobs
2013: WR Marlon Brown	2014: LB Zachary Orr
2013: S Brynden Trawick	

RAVENS RFAS ROSTER STREAK

Rookie free agents **T James Hurst**, **LB Zachary Orr** and **RB Fitzgerald Toussaint** (now on practice squad) made the Ravens' 53-man Week 1 roster. Their statuses mark the 11th-straight season a RFA has made Baltimore's roster, tying for the NFL's third-longest streak.

CONSECUTIVE SEASONS W/ ROOKIE UFA ON WEEK 1 ROSTER (Current NFL Streaks)

Rk.	Team	Seasons
1.	Indianapolis Colts	15
2.	Kansas City Chiefs	12
3.	Baltimore Ravens	11
	Denver Broncos	11
	New England Patriots	11

(Stat credit: Broncos PR)

AFC NORTH CROWNS

The Ravens have produced four AFC North titles since 2002 division realignment, including back-to-back division crowns from 2011-12 under head coach **John Harbaugh**.

MOST AFC NORTH TITLES (Since 2002 Division Realignment)

Rk.	Team	AFC North Titles
1.	Pittsburgh Steelers	5
2.	Baltimore Ravens	4
3.	Cincinnati Bengals	3
4.	Cleveland Browns	0

RAVENS AFC NORTH TITLE SEASONS (Franchise History)

Season	Coach	Final Record	Postseason (Rec.)
2012	John Harbaugh	10-6	SB Champs (4-0)
2011	John Harbaugh	12-4	AFC Champ. (1-1)
2006	Brian Billick	13-3	Div. Game (0-1)
2003	Brian Billick	10-6	WC Game (0-1)

FIVE OF PAST SIX

The Ravens are one of only four teams to earn a playoff berth in five of the past six seasons, doing so from 2008-12. In each of those seasons, Baltimore won at least one playoff game.

MOST NFL PLAYOFF BERTHS (Past Six Seasons)

Berths	Team	Seasons
5	Baltimore Ravens	2008-12
5	Green Bay Packers	2009-13
5	Indianapolis Colts	2008-10, 2012-13
5	New England Patriots	2009-13

20/20 CLUB

The Ravens' "20/20 Club" includes members of the team's personnel staff who started with the Ravens as young assistants and grew into evaluators with more input. The term "20/20" refers to hiring 20-year-olds for \$20,000. According to **Ozzie Newsome**: "The guys actually started when they were a little older than 20 and for more than \$20,000, but that's what we call them."

RAVENS "20/20 CLUB" GRADUATES (Current Personnel Staff)

Name	Joined Ravens	Current Title
George Kokinis (Cle.)	1991	Senior Personnel Asst.
Eric DeCosta	1996	Assistant General Manager
Joe Hortiz	1998	Director of College Scouting
Chad Alexander	1999	Asst. Dir. of Pro Personnel
Joe Douglas	2000	National Scout
Mark Azevedo	2005	Northeast Area Scout
David Blackburn	2007	West Area Scout
Ian Cunningham	2008	Southeast Area Scout

ELITE AFTER FIVE

TEAMS TO WIN AT LEAST ONE PLAYOFF GAME IN FIVE-CONSECUTIVE POSTSEASONS (Since 1970 Merger)

Team	Cons. Seasons	Years	Wins
Dallas Cowboys	6	1991-96	12
Baltimore Ravens	5	2008-12	9
New England Patriots	5	2003-07	11
Philadelphia Eagles	5	2000-04	7
Green Bay Packers	5	1993-97	9
Oakland Raiders	5	1973-77	7

PLAYOFF PERFORMERS


The Ravens have earned nine playoff berths in their history (2012, 2011, 2010, 2009, 2008, 2006, 2003, 2001, 2000). Baltimore's nine berths since 2000 rank third in the AFC and tie for fifth in the NFL.

MOST NFL PLAYOFF BERTHS (2000-13)

AFC	NFC
12 - Indianapolis	10 - GB/Phi.
11 - New England	8 - Seattle
9 - Baltimore	7 - NY Giants
8 - Pittsburgh	6 - Atl., NO
7 - Denver	5 - SF, TB, Min.
6 - NYJ, SD	4 - Dal., STL

SUPER BOWLS SINCE 2000

The Baltimore Ravens have won two Super Bowl titles during their 18-year history, capturing the Lombardi Trophy in 2000 and 2012. Baltimore is just one of four NFL franchises to win multiple World Championships since 2000.



MOST SUPER BOWL CHAMPIONSHIPS (Since 2000 Season)

Titles	Team	Seasons
3	New England Patriots	2001, 2003-04
2	Baltimore Ravens	2000, 2012
2	New York Giants	2007, 2011
2	Pittsburgh Steelers	2005, 2008

MILESTONES / TURNOVER NOTES

NFL IRONMEN

Among NFL players, **QB Joe Flacco** (107) & **WR Torrey Smith** (57) each rank third at their respective positions for consecutive games started.

CONSECUTIVE GAMES STARTED / CURRENT NFL STREAKS

QUARTERBACKS	WIDE RECEIVERS
1. Eli Manning (NYG)162	1. Vincent Jackson (TB) 63
2. Philip Rivers (SD)139	Brandon Marshall (Chi.).. 63
3. Joe Flacco (Bal.) 107	3. Torrey Smith (Bal.) 57

BALTIMORE'S IRONMEN

P Sam Koch (139-straight contests) has not missed a game in his NFL career, a streak that ranks first in Ravens franchise history.

RAVENS CONSECUTIVE GAMES PLAYED / CURRENT STREAKS

Rk.	Player	Games
1.	Sam Koch	139
2.	Joe Flacco	107
3.	Torrey Smith	59

RAVENS CONSECUTIVE GAMES PLAYED / ALL-TIME STREAKS

Rk.	Player	Games	Years
1.	Sam Koch	139	2006-present
2.	Jarret Johnson	129	2003-11
3.	Peter Boulware	111	1997-2003
4.	Matt Stover	110	2002-08
5.	Joe Flacco	107	2008-present

MILESTONES

BALTIMORE RAVENS

- This Sunday marks the Ravens' 300th regular season game played.

TE OWEN DANIELS

- With 28 more receiving yards, Daniels (4,972 on 422 catches) will hit the 5,000 career milestone, becoming the 35th TE ever to do so.

OLB ELVIS DUMERVIL

- With 3 more sacks, Dumervil (12.5 in 2014) will break the Ravens' single-season record held by Peter Boulware (15 in 2001).
- With 26.5 more sack yards, "Doom" (-94.5 in 2014) will break the Ravens' single-season record by Michael McCrary (-120.5 in 1998).

RB JUSTIN FORSETT

- Forsett (903 rushing yards) needs 97 more to hit the 1,000 mark for the first time in his career and the 12th time in Ravens history.

WR STEVE SMITH SR.

- Smith Sr. (four in 2014) needs just one game with 100-or-more receiving yards to break the Ravens' single-season record of four held by himself, Mark Clayton (2006) and Michael Jackson (1996).
- With one more 100-yard game, Smith Sr. (47) will take over sole possession of seventh for the most such games in NFL history (he's currently tied with Torry Holt and Michael Irvin).
- Smith Sr. (13,014) needs 76 more receiving yards to pass Steve Largent for 15th on the NFL's all-time list. Smith Sr. also needs 11 catches to hit 900.
- Smith Sr. (817 in 2014) needs 183 more receiving yards to hit 1,000 for the eighth time in his career and become the 11th Raven to do so.

WR TORREY SMITH

- With one more 100-yard receiving game, Smith will tie Derrick Mason and Derrick Alexander for the second-most such games in team history (7). Mark Clayton holds the team record with 9.
- With 4 more TD catches, Smith (25) will tie Derrick Mason (29) for the second most in Ravens history (Todd Heap is first with 41).

OLB TERRELL SUGGS

- Suggs (29) is just 1 FF shy of 30. He (6 in 2014) also needs 4 more sacks to reach double-digit figures for the sixth time in his career.

LITTLE GIVE, PLENTY TAKE

Since head coach **John Harbaugh** took over the Ravens in 2008, Baltimore has compiled a +37 turnover margin, ranking as the NFL's fourth-best mark. (The Ravens are +1 in 2014.)

NFL'S TOP TURNOVER MARGIN / SINCE 2008

Rk.	Team	Turnover Diff.	Take-Aways	Give-Aways
1.	New England	+97	212	115
2.	Green Bay	+84	206	122
3.	San Francisco	+48	188	140
4.	Baltimore	+37	184	147

MOST TAKE-AWAYS (Since 2008)

1.	Chicago	216
2.	New England	212
3.	Green Bay	206
4.	NY Giants	198
5.	Arizona	191

FEWEST GIVE-AWAYS (Since 2008)

1.	New England	115
2.	Green Bay	122
3.	San Francisco	140
4.	Baltimore	147
	Atlanta	147

PROTECT THAT PIGSKIN

During the **John Harbaugh** Era (since 2008), the Ravens have produced 31 games without turning the ball over, a mark that ranks fourth best in the NFL. Baltimore's record is 28-3 in those contests.

ZERO-TURNOVER GAMES (Since 2008)

Rk.	Team	Zero-Turnover Games
1.	New England Patriots	41
2.	Green Bay Packers	34
3.	San Francisco 49ers	33
4.	Baltimore Ravens	31
5.	Indianapolis/San Diego	29

TURNOVER TABLE SINCE 2000

Year	TA/TO	Plus/Minus	Record
2014	16/15	+1	7-4
2013	24/29	-5	8-8
2012	25/16	+9	10-6
2011	25/23	+2	12-4
2010	27/20	+7	12-4
2009	32/22	+10	9-7
2008	34/21	+13	11-5
2007	23/40	-17	5-11
2006	40/23	+17	13-3
2005	26/36	-10	6-10
2004	34/23	+11	9-7
2003	41/38	+3	10-6
2002	31/32	-1	7-9
2001	28/36	-8	10-6
2000	49/26	+23	12-4
Total	455/396	+59	141-94

Since 2000, here are the Ravens' records in a game:

When turnover ratio is +2 or better.66-2
 When turnover ratio is +1 or better.94-10
 When turnover ratio is even.24-18
 When turnover ratio is negative.22-66

66-2

Since 2000, the Ravens own a 66-2 record when posting at least a +2 turnover margin in a game, with the only losses coming in 2010 in a 23-20 OT thriller at New England (10/17) and in Week 2 of 2012 in a 24-23 dramatic game at Philadelphia (9/16).

2014 HONORS / TEAM INFO / RANKINGS

2014 HONORS

QB JOE FLACCO

AFC Offensive Player of the Week (Week 6 at Tampa Bay)

FedEx Air NFL Player of the Week (Week 6 at Tampa Bay)

• Earned AFC Offensive Player of the Week honors after throwing a franchise-record-tying 5 TDs, becoming the fastest player in NFL history (since 1970 merger) to toss 5 TDs (16 minutes and 3 seconds into the game) in Baltimore's 48-17 victory.

• Flacco finished the game 21-of-29 (72.4%) for 306 yards, 5 TDs and no INTs for a franchise-record 146.0 QB rating. The Ravens' offense gained 475 yards and racked up 6 TDs against the Buccaneers, while the 48 points scored are the most in Ravens road game history.

RB JUSTIN FORSETT

AFC Offensive Player of the Week (Week 10 vs. Tennessee)

• Forsett rushed for 112 yards and 2 TDs on 20 carries (5.6 avg.), helping the Ravens produce 151 ground yards in the 21-7 win.

LB C.J. MOSLEY

NFL Defensive Rookie of the Month (October)

• Mosley was named NFL Defensive Rookie of the Month after totaling 40 tackles (26 solo), 2 INTs and 4 QB hits in October.

MMQB.si.com Midseason Second-Team All-Pro

• In the first two months of the season (Sept.-Oct.) Mosley was the only NFL defender to post at least 70 tackles, an INT (2), a fumble recovery and a forced fumble.

CB JIMMY SMITH

MMQB.si.com Midseason First-Team All-Pro

• In the first eight games, Smith had 28 tackles, a team-high 8 PD and 1 INT as the Ravens' top cornerback.

K JUSTIN TUCKER

AFC Special Teams Player of the Week (Week 3 at Cleveland)

• Tucker hit a 32-yard game-winning field goal in windy Cleveland conditions and went 3-for-3 on the day, also connecting on 38- and 21-yard field goals. The honor marked his fourth-career AFC Special Teams Player of the Week Award.

G MARSHAL YANDA

MMQB.si.com Midseason First-Team All-Pro

• In the season's first four games, Yanda helped QB Joe Flacco throw for 2,049 yards and 14 TDs to produce a 90.6 passer rating. Yanda also served as a key blocker for RB Justin Forsett, who posted 571 rushing yards (fourth most in the NFL) and 3 TDs.

RAVENS VS. THE REST SINCE '10

NFL'S BEST RECORDS VS. OWN CONFERENCE / SINCE 2010

Rk.	Team	Record	Pct.
1.	New England Patriots (AFC)	46-10	.821
2.	Green Bay Packers (NFC)	40-16-1	.711
3.	New Orleans Saints (NFC)	36-20	.643
4.	San Francisco 49ers (NFC)	36-20-1	.640
5.	Baltimore Ravens (AFC)	35-20	.636
	Seattle Seahawks (NFC)	35-20	.636

NFL'S BEST NON-CONFERENCE RECORDS / SINCE 2010

Rk.	Team	Record	Pct.
1.	Kansas City Chiefs (vs. NFC)	15-4	.789
2.	New England Patriots (vs. NFC)	14-5	.737
3.	San Francisco 49ers (vs. AFC)	13-5	.722
4.	Baltimore Ravens (vs. NFC)	14-6	.700

2014 TOP PLAYER RANKINGS

Player	Category	No.	AFC Rank	NFL Rank
Elvis Dumervil	Sack Yards	94.5	1	2
Elvis Dumervil	Sacks	12.5	2	2t
Justin Forsett	20 + Yard Rushes	12	1	1
Justin Forsett	10 + Yard Rushes	32	1	2
Justin Forsett	Rushing Yards	903	2	3
Justin Forsett	Rushing Touchdowns	7	2t	3t
Justin Forsett	Scrimmage Yards	1,113	4	7
Jacoby Jones	Longest KOR	108t	1	1
Jacoby Jones	Single-Game KOR Yards	188	1	2
Jacoby Jones	KOR Average	31.2	2	2
Sam Koch	Longest Punt	73	1	2
Sam Koch	Net Punting Average	43.1	3	3
Sam Koch	Gross Punting Average	46.9	4	6
C.J. Mosley	Total Tackles	96	1	6
Daryl Smith	Total Tackles	88	5	11
Torrey Smith	Receiving Average	17.0	5	9
Justin Tucker	KO Touchbacks	44	3	3
Justin Tucker	Leading Scorers (Ks)	93	3t	3t
Justin Tucker	Field Goals Made	21	4t	4t
Justin Tucker	Field Goals Attempted	24	7t	7t
Justin Tucker	Field Goal %	87.5	8	8
DeAngelo Tyson	Defensive FRs	2	3t	7t

2014 COACHING STAFF

Coach	Position	NFL Exp.	Ravens Exp.
John Harbaugh	Head Coach	17	7
Jerry Rosburg	Special Teams Coord./Assoc. Head Coach	14	7
Gary Kubiak	Offensive Coordinator	21	1
Dean Pees	Defensive Coordinator	11	5
Juney Barnett	Asst. Strength and Conditioning	9	3
Clarence Brooks	Defensive Line	22	10
Juan Castillo	Offensive Line	20	2
Bill DeLorbe	Cross Training Specialist	1	1
Rick Dennison	Quarterbacks	20	1
Bobby Engram	Wide Receivers	2	1
Thomas Hammock	Running Backs	1	1
Jay Harbaugh	Offensive Quality Control	3	3
Chris Hewitt	Assistant Defensive Backs	3	3
Don Martindale	Inside Linebackers	10	3
Ted Monachino	Linebackers	9	5
Brian Pariani	Tight Ends	24	1
Bob Rogucki	Strength and Conditioning	24	7
Steve Spagnuolo	Secondary/Assistant Head Coach	16	2
Craig Ver Steeg	Senior Offensive Assistant	9	7
Todd Washington	Assistant Offensive Line	4	4
Matt Weiss	Def. Quality Control/LBs Assistant	6	6
Randy Brown	Kicking Consultant	11	7
Drew Wilkins	Coaching Staff Assistant	5	5
Megan McLaughlin	Exec. Asst./Football Info. Manager	13	10
Dan Parsons	Assistant to Head Coach	4	4

THAT M&T MAGIC

THE M&T ADVANTAGE

Under **John Harbaugh**, the Ravens have won 34 of their last 40 regular season home games and are 43-10 in games played in Baltimore, ranking as the NFL's second-best home mark since the 2008 NFL campaign began.

NFL'S BEST REGULAR SEASON HOME RECORDS (John Harbaugh Era / Since 2008)

Rk.	Team	Record	Pct.
1.	New England Patriots	48-6	.889
2.	Baltimore Ravens	43-10	.811
3.	Green Bay Packers	41-11-1	.783
4.	New Orleans Saints	40-14	.741

HISTORY OF DOMINANCE

Simply put, the Ravens have been dominant at home since the day they arrived in Baltimore. Below are the Ravens' respective home records and corresponding NFL rankings during several periods.

RAVENS HOME RECORDS / NFL RANKINGS

Time Period (Milestone)	Record	NFL Rank
Since 2010 (Past Four-Plus Seasons)	31-6	3
Since 2008 (John Harbaugh Arrival)	43-10	2
Since 2000 (Super Bowl Season)	89-28	2
Since 1998 (M&T Bank Stadium Opened)	97-36	2
Since 1996 (Team's Inception)	104-44-1	4t

THE BANK'S LARGE RETURNS

Dating back to 2012, the Ravens' return game has flourished at M&T Bank Stadium. Led by **WR/RS Jacoby Jones**, who owns an NFL-high 33.1-yard KOR average at home during this time, Baltimore has produced the NFL's most KOR-TDs (3) and best team KOR avg. (28.6).

NFL KICKOFF RETURN AVERAGE AT HOME (Since 2012)

Rk.	Team	KOR	Yards	Avg.	Long	TD
1.	Baltimore Ravens	54	1,547	28.6	108t	3
2.	Kansas City Chiefs	60	1,663	27.7	108t	2
3.	Denver Broncos	29	792	27.3	105t	1

NOT IN OUR HOUSE

FEWEST POINTS/GAME ALLOWED AT HOME (2014 Season)

1.	Baltimore	10.6
2.	San Diego	14.7
3.	Arizona	15.2

- This season Baltimore has held foes to 10 points or less in four home games (6 vs. Pit. in Week 2, 10 vs. Car. in Week 4, 7 vs. Atl. in Week 7 and 7 vs. Ten. in Week 10), contributing to a 10.6 overall home average (the NFL's best mark).

- The Ravens have allowed an NFL-best

15.1 points per game at home during the **John Harbaugh** Era. Under "Harbs," the Ravens are 23-0 at home when allowing 10 points or less.

THE M&T QB CRUSH

MOST SACKS AT HOME / SINCE 2011

Rk.	Team	Sacks	Yards
1.	Buffalo Bills	97	614
2.	Minnesota Vikings	92	601
3.	Arizona Cardinals	88	615
	Philadelphia Eagles	88	668
5.	Baltimore Ravens	86	584

- The Ravens have tallied 5 sacks in two home games this season (10/19 vs. Atl. and 11/9 vs. Ten.). Since 2011, Baltimore has at least 5 sacks in six different home games.

M&T BANK SECURITY

The Ravens' "D" has been stout at home for many seasons. Since 2003, Baltimore ranks first in fewest points allowed per game among NFL home teams. The Ravens have also registered the most INTs (124) and most sacks (255, tied with Min.) among home teams.

BEST NFL DEFENSES AT HOME (Since 2003)

TOTAL DEFENSE (Fewest Yards Allowed)

1.	Pittsburgh	281.9
2.	Baltimore	287.1
3.	NY Jets	303.1

POINTS PER GAME (Fewest Allowed)

1.	Baltimore	15.5
2.	New England	16.9
3.	Pittsburgh	17.1

INTERCEPTIONS (Most in NFL)

1.	Baltimore	124
2.	Chicago	122
3.	New England	121

SACKS (Most in NFL)

1.	Baltimore	255
	Minnesota	255
3.	NY Giants	251

HOME FAST FACTS

- Under **John Harbaugh**, the Ravens are 12-1 in November home games, producing the NFL's best such mark since 2008. The Ravens have won 10-straight home games in November.
- The Ravens are 11-0 at home all time against teams from the West Coast (Oak. - 5-0, SD - 2-0, SF - 2-0 and Sea. - 2-0).
- In the Ravens' 18-year history, Baltimore has hosted 17 games when the temperature was below 40 degrees. Impressively, the Ravens are 15-2 in these contests, winning 15 of the past 16.
- Baltimore has won seven of its past eight October home games.
- Baltimore has won 16 of its last 17 home games vs. NFC teams.
- Under coach Harbaugh (since 2008), the Ravens are 15-5 in overall home games played against AFC North foes.
- Baltimore has won 10 of its last 12 home games vs. AFC North foes.
- Under coach Harbaugh, the Ravens are 13-1 in September home games, ranking as the NFL's best such mark since 2008. The Ravens have won 16 of their past 17 home games in September.

AT HOME UNDER HARBAUGH

15.1

Points per game Baltimore has permitted at home since 2008, the NFL's best defensive mark (SF. is next at 16.7).

64

Interceptions by the Ravens at home since 2008, the NFL's seventh most.

69.6

Passer rating the Ravens have forced for opposing QBs at M&T Bank Stadium since 2008, the NFL's top defensive mark.

292.1

Yards per game the Ravens' defense has permitted at home since 2008, tying (NYJ) for the NFL's second-stingiest average during that span (Pit. is first at 282.9).

1,359-799

Ratio the Ravens have outscored opponents at home since 2008, limiting foes to 15.1 points per game. In their 43 wins during this span, the margin of victory has been 13.0 ppg.

DEFENSIVE NOTES

STRONG SCORING "D" IN '14

Baltimore's defense ranks in the Top 5 in several scoring categories, including fifth in points allowed per game (18.9). Below is a look at the Ravens' top defensive scoring rankings entering Week 13:

POINTS PER GAME ALLOWED

1. Detroit 17.3
2. Ari., KC 17.7
4. Buffalo 18.8
5. **Baltimore** **18.9**

RED ZONE TAKE-AWAYS

1. **Baltimore** **5**
- Houston 5
3. Five Teams 4
4. Four Teams 3

OPP. GOAL-TO-GOAL TD EFFICIENCY

1. Green Bay 52.4
2. Jacksonville 54.5
- Oakland 54.5
4. **Baltimore** **57.1**

OPP. RED ZONE TD PCT.

1. Jacksonville 39.0
2. Kansas City 45.5
3. **Baltimore** **45.9**
4. Arizona 46.4

RAVENS IN THE RED

Baltimore is the only team to rank among the NFL's Top 5 in red zone defense in nine of the past 10 seasons, including a streak of nine straight from 2004-12. Baltimore is also the NFL's only team to rank in the Top 7 in each of the past 10 years. The next best active stretch of Top 7 rankings in opp. red zone TD% belongs to Miami (four straight).

CONSECUTIVE SEASONS WITH A TOP 7 RED ZONE DEFENSE (Current NFL Streaks)

Rk.	Team	Seasons
1.	Baltimore Ravens	10
2.	Miami Dolphins	4
3.	Seattle Seahawks	2
4.	Buf., Car., Det., NYJ	1

Ravens Red Zone History:

• The Ravens have ranked in the NFL's Top 5 in red zone "D" for nine of the past 10 seasons: 2004 (second), 2005 (fifth), 2006 (first), 2007 (third), 2008 (second), 2009 (fourth), 2010 (fifth), 2011 (first), 2012 (second) & 2013 (seventh).

GET 'EM OUT

Since **Dean Pees** was named the Ravens' "D" coordinator in 2012, Baltimore has forced the NFL's third-most three-&-outs (137). The Ravens produced the league's second-most three-and-outs (54) in 2013, and this season has 27 (ranking 12th in the NFL).

DEFENSIVE THREE-AND-OUTS (Since 2012)

Rk.	Team	3-&-Out Drives
1.	Denver Broncos	144
2.	Arizona Cardinals	138
3.	Baltimore Ravens	137
4.	New York Jets	132
5.	Detroit Lions	131

NO 100s HERE

The Ravens haven't allowed a 100-yard rusher in 21-straight games, tying for the NFL's longest active streak. The last player to gain "100" was Green Bay's Eddie Lacy (120) on 10/13/13.

LONGEST CURRENT STREAKS / CONSECUTIVE GAMES WITHOUT ALLOWING 100-YARD RUSHER

Rk.	Team	Games
1.	Baltimore Ravens	21
	Arizona Cardinals	21

Rush "D" Quick Hits:

• From 2006-09, the Ravens produced a 39-game streak of not allowing a 100-yard rusher.
 • The Ravens have allowed 3.65 yards per carry, the NFL's sixth-best mark entering Week 13. Baltimore's 88.3 permitted rushing yards per game is fifth.

"D" NUMBERS TO RAVE ABOUT

8-0

The Ravens' record since 2010 when producing a defensive TD. Only Kansas City (11-0) and Seattle (14-0) have also gone undefeated during this span when posting a D-TD.

14

Games the Ravens have not allowed an opponent to score a TD, ranking as the NFL's second-best mark (SF, 18) since 2008.

18

Consecutive seasons the Ravens' defense has held opponents to a 4.0 rushing average or less, the NFL's longest such streak (Minnesota is next at nine seasons).

83

Goal-to-go TDs allowed by the Ravens since 2008, ranking as the NFL's fewest (Pittsburgh is next with 89).

SHUTOUT CITY

Since 2000, Baltimore's "D" has tied (Seattle) to produce the NFL's most shutouts, blanking opponents nine times. The Ravens' last shutout came on 11/16/09 in a 16-0 Monday night win at Cleveland.

NFL SHUTOUT LEADERS (Since 2000)

Rk.	Team	Shutouts
1.	Baltimore / Seattle	9
2.	New England / Pittsburgh	8

AN OFFENSIVE DEFENSE

Since 1996, the Ravens own 54 defensive TDs, scoring at least one in each season of the franchise's existence, including **S Will Hill's** 44-yard INT-TD in Week 12 at NO. Baltimore is 43-7 all time when tallying a D-TD, and since 2003, owns the NFL's third most (41), going 32-5.

NFL DEFENSIVE TOUCHDOWNS (Since 2003)

Rk.	Team	D-TDs
1.	Green Bay Packers	46
2.	Chicago Bears	42
3.	Baltimore Ravens	41

INTERCEPTION TDs (Since 2003)

1.	Chicago	33
2.	Baltimore	31
	Green Bay	31

15 YEARS OF DOMINANCE

Dating back to their 2000 Super Bowl-winning season, the Ravens' "D" ranks in the Top 3 in most significant categories.

TOTAL DEFENSE (Yards Allowed Since 2000)

1.	Pittsburgh	286.2
2.	Baltimore	298.2
3.	NY Jets	316.0

TAKE-AWAYS (Most Since 2000)

1.	Chicago	461
2.	New England	460
3.	Baltimore	456

3RD-DOWN CONV. PCT. (Pct. Since 2000)

1.	Baltimore	34.7
2.	Philadelphia	35.4
3.	Chicago	35.7

INTERCEPTIONS (Most Since 2000)

1.	Green Bay	297
2.	Tampa Bay	285
3.	Baltimore	283

POINTS PER GAME (Fewest Allowed Since 2000)

1.	Baltimore	17.7
2.	Pittsburgh	17.8
3.	New England	18.9

RUSHING YARDS/GAME (Fewest Allowed Since 2000)

1.	Pittsburgh	90.5
2.	Baltimore	92.9
3.	San Diego	103.4

4TH-DOWN CONV. PCT. (Pct. Since 2000)

1.	Baltimore	41.5
2.	New England	42.6
3.	Philadelphia	44.0

OPPONENT QB RATING (Lowest Since 2000)

1.	Baltimore	73.6
2.	Pittsburgh	75.9
3.	Green Bay	77.2

OFFENSIVE NOTES

“O” RECORDS SET IN WEEK 6

The Ravens' 48-17 victory at Tampa in Week 6 was a record-breaking (or tying) offensive affair. Here are the notable franchise marks from the game:

- **Points in a Road Game:** 48 – Ravens record
- **First-Half Points:** 38 – Ravens record
- **First-Quarter Points:** 28 – Ravens record
- **Points in a Quarter on Road:** 28 (first quarter) – Ravens record
- **Passer Rating:** 146.0, Joe Flacco – Ravens record
- **Passing TDs in a Quarter:** 4 (first quarter), Joe Flacco – Ravens record
- **First Quarter Passing TDs:** 4, Joe Flacco – *ties NFL record*
- **Passing TDs:** 5, Joe Flacco – Ravens record (tied Tony Banks, 9/10/00 vs. Jax.)
- **Total Points in a Half:** 38 (first half) – Ravens 2nd most
- **Total Points:** 48 – Ravens 2nd most (tied with two other occasions)
- **Total TDs:** 6 – Ravens 2nd most (tied with two other occasions)



PLENTY OF POINTS

In Week 6's win at Tampa Bay, Baltimore scored 48 points, tying the franchise's No. 2 single-game mark and setting a new road game standard. The 48 also rank as the NFL's most road points in 2014.

RAVENS SINGLE-GAME POINTS (Franchise History)

Pts.	Game	Result
55	11/11/12 vs. Oak.	W, 55-20
48	10/12/14 at TB	W, 48-17
48	12/13/09 vs. Det.	W, 48-3
48	12/19/05 vs. GB	W, 48-3

MOST POINTS ON THE ROAD (2014 NFL Season)

Rk.	Team	Pts.	Game
1.	Baltimore	48	10/12 at TB
2.	NY Giants	45	9/25 at Was.
3.	Indianapolis	44	9/21 at Jax.
4.	Buffalo	43	10/26 at NYJ

POINTS ON THE ROAD

The Ravens are averaging an impressive 27.5 points per game *on the road* during the 2014 campaign. Baltimore has scored at least 23 points in five of its six road games.

NFL POINTS PER GAME ON THE ROAD / 2014 SEASON

Rk.	Team	Points	Points/Game
1.	Indianapolis Colts	175	35.0
2.	Dallas Cowboys	152	30.4
3.	New England Patriots	143	28.6
4.	Baltimore Ravens	165	27.5
5.	Miami Dolphins	154	25.7

LIMITING THE ERRORS

The Ravens committed just 16 turnovers in their 2012 Super Bowl-winning campaign, producing a franchise single-season low. In team history, Baltimore's fewest penalties committed occurred during the 2001 season, a mark that the Ravens could break in 2014.

FEWEST PENALTIES

(Ravens Single-Season History)

Year	Penalties
2001	89
2010	90
2011	92
1996/2004	94

Ravens on pace for 96 pen. in 2014

FEWEST TURNOVERS

(Ravens Single-Season History)

Year	TO
2012	16
2010	20
2008	21
2009	22

Ravens on pace for 22 TOs in '14

MAKE 'EM COUNT

Baltimore has produced just 16 three-and-outs (the NFL's third fewest, tied with GB) on 122 offensive series, yielding a 13.1% mark, which also ranks as the league's third-best rate.

FEWEST THREE-AND-OUTS / OFFENSIVE DRIVES (2014 Season)

Rk.	Team	Series	3&O Drives	3&O Pct.
1.	New Orleans Saints	116	14	12.1
2.	Miami Dolphins	124	15	12.1
3.	Baltimore Ravens	122	16	13.1

OFF TO THE RACES IN '14

Through 11 games this year, the Ravens own an NFL-best 16 runs of 20+ yards, led by RB Justin Forsett's league-high 12. Entering Week 13, Baltimore's run game (132.4 ypg - sixth in the NFL) ranks in the Top 3 in several key statistical rushing categories.

RUSHING FIRST DOWNS (2014 Season)

1. Seattle	102
2. Baltimore	87
3. NO/NYJ	79

RUSHES OF 10+ YARDS (2014 Season)

1. Seattle	57
2. Baltimore	47
Dallas	47

4TH QTR. RUSHING YARDS (2014 Season)

1. Seattle	563
2. Baltimore	453
3. New Orleans	451

RUSHES OF 20+ YARDS (2014 Season)

1. Baltimore	16
2. Dallas	13
3. Mia./Sea.	11

OFFENSE UNDER HARBS

The Ravens' Top 5 all-time single-game offensive outputs have come during the John Harbaugh/QB Joe Flacco Era. In Week 6's win at Tampa Bay, Baltimore posted the ninth-most total net yards in team history (475), a figure that stands as a season high and the seventh most during the Harbaugh/Flacco tenure.

RAVENS TOP TOTAL NET YARDS (Single-Game History)

Yards	Game/Date	Results
553	9/25/11 at STL	W, 37-7
548	12/13/09 vs. Det.	W, 48-3
533	12/23/12 vs. NYG	W, 33-14
503	9/23/12 vs. NE	W, 31-30
501	9/13/09 vs. KC	W, 38-24

RAVENS TOP 6 TOTAL YARDS / 2014

10/12 at TB	475	W
09/28 vs. Car.	454	W
11/24 at NO	449	W
09/07 vs. Cin.	423	L
09/21 at Cle.	377	W
10/19 vs. Atl.	371	W

THIRDTASTIC

In Week 4's 38-10 win vs. Carolina, the Ravens set a franchise record by converting 76.9 percent of their third downs; Baltimore was 10-of-13 on third down. The 76.9 mark ranks as the NFL's second-best single-game figure this season, bested only by New England's 81.8% on 11/16/14 at Indy.

RAVENS THIRD-DOWN CONVERSIONS (Single-Game Franchise Records)

Rk.	Game	Con.-Att.	Pct.
1.	09/28/14 vs. Car.	10-13	76.9*
2.	09/24/00 vs. Cin.	12-17	70.6
3.	11/24/14 at NO	9-13	69.2

* Ranks as the NFL's second-best single-game mark in 2014.

CONVINCING FASHION

The Ravens average 26.8 points per game (the NFL's sixth-best figure). On defense, Baltimore has permitted just 18.9 points per contest, ranking as the league's fifth-best mark. Entering Week 13, Baltimore's +87 differential stands No. 3 in the NFL.

NFL TOTAL POINTS DIFFERENTIAL (2014 Season)

Rk. Team	Points For	Points Against	Differential
1. New England	357	227	+130
2. Green Bay	354	246	+108
3. Baltimore	295	208	+87

Points Quick Hit:

• The Ravens own a +45 points differential in the first half this season, ranking as the NFL's fourth-best mark.

ALL-TIME RESULTS / TRENDS

REGULAR SEASON RECORDS

	<u>Overall Record</u>	<u>Home</u>	<u>Away</u>
Overall	165-133-1	104-44-1	61-89
In M&T Bank Stadium (since 1998)	97-36	97-36	n/a
Coached by Ted Marchibroda	16-31-1	11-12-1	5-19
Coached by Brian Billick	80-64	50-22	30-42
Coached by John Harbaugh	69-38	43-10	26-28
vs. AFC Teams	126-105	80-41	46-64
vs. AFC North	44-33	27-11	17-22
vs. AFC Central (1996-2001)	26-28	13-14	13-14
vs. AFC East	18-18	13-5	5-13
vs. AFC South	13-13	9-4	4-9
vs. AFC West	21-13	14-4	7-9
vs. NFC Teams	44-29-1	29-6-1	15-23
vs. NFC North	6-6	5-1	1-5
vs. NFC Central (1996-2001)	3-5	3-1	0-4
vs. NFC East	12-6-1	7-1-1	5-5
vs. NFC South	10-6	5-3	5-3
vs. NFC West	13-6	9-0	4-6
On Monday Night Football - ABC/ESPN	10-9	4-2	6-7
On NBC/ESPN - Sunday Night or Thursday Night	15-13	11-5	4-8
On NFL Network	4-2	3-0	1-2
In Overtime	11-9-1	7-2-1	4-7
Ravens Shutout Wins	10-0	5-0	5-0
In Season Openers	9-10	6-4	3-6
Indoors	6-11	n/a	6-11

Note: Baltimore has played in Houston's Reliant Stadium three times (2-1), Indy's Lucas Oil Stadium twice (0-2) and Dallas' Texas Stadium once (1-0). Two of those games at Reliant Stadium (12/13/10 and 10/21/12) came when the roof was closed, meaning those games were "indoors," while the other games are considered "outdoors" due to open roofs.


In August	0-1	0-1	0-0
In September	40-25	27-6	13-19
In October	32-39	18-14	14-25
In November	47-34-1	27-10-1	20-24
In December	41-32	29-12	12-20
In January	5-2	3-0	2-2

RAVENS REGULAR SEASON TRENDS

<u>Team</u>	<u>Since 2000</u>	<u>Since 2008</u>	<u>2014</u>	<u>Offense</u>	<u>Since 2000</u>	<u>Since 2008</u>	<u>2014</u>
Record	141-94	69-38	7-4	Scoring 20 or more points	107-29	56-14	7-2
vs. AFC North (since 2002)	44-33	26-15	2-3	Scoring 30 or more points	50-3	30-1	3-0
vs. AFC	104-72	50-29	3-4	Having 20 or more first downs	61-32	39-13	6-2
vs. NFC	37-22	19-9	4-0	Totaling 350 or more net yards	62-25	37-10	5-1
Home	89-28	43-10	4-1	At least 35 minutes time of poss.	37-5	17-3	1-0
Away	52-66	26-28	3-3	Rushing for 150 or more yards	48-12	23-4	5-0
On grass	57-50	19-14	2-1	When not throwing an INT	81-13	43-6	5-0
Artificial turf	84-44	50-24	5-3	With a 100-yard rusher	49-17	21-4	3-0
Outdoors	136-86	63-34	6-4	Without a 100-yard rusher	92-77	48-34	4-4
Indoors	5-8	6-4	1-0	With a 100-yard receiver	32-15	19-8	3-1
September	32-18	17-7	3-1	Without a 100-yard receiver	109-79	50-30	4-3
October	29-28	13-12	2-2	With a 300-yard passer	17-11	14-6	2-2
November	42-22	22-8	2-1	Without a 300-yard passer	124-83	55-32	5-2
December	33-25	14-11	0-0	<u>Defense</u>	<u>Since 2000</u>	<u>Since 2008</u>	<u>2014</u>
January	5-1	3-0	0-0	When scoring a defensive TD	37-5	14-2	1-0
Leading at halftime	112-16	57-10	5-0	When returning an INT for a TD	31-2	13-1	1-0
Trailing at halftime	21-67	8-25	1-4	When returning a fumble for a TD	7-3	2-1	0-0
Tied at halftime	8-11	4-3	1-0	Recording 3 or more sacks	75-28	29-14	4-1
Tied after 3 quarters	3-6	1-2	0-0	Holding opp. under 250 net yards	39-4	23-4	1-0
Leading After 3 quarters	121-12	63-10	6-0	Holding opp. under 21 points	111-32	54-11	5-1
Trailing after 3 quarters	18-75	5-29	1-4	Holding opp. under 15 points	90-14	42-4	4-0
Decided by 7 points or less	57-50	26-26	2-3	Allowing a 100-yard rusher	13-19	6-8	0-0
Decided by 3 points or less	33-30	17-16	1-2	Not allowing a 100-yard rusher	127-76	63-30	7-4
When scoring first	95-26	50-11	6-1	Allowing a 100-yard receiver	30-30	13-14	1-3
When not scoring first	46-68	19-27	1-3	Not allowing a 100-yard receiver	112-63	56-24	6-1
Positive or even turnover ratio	119-29	55-16	5-2	Allowing a 300-yard passer	21-16	13-8	2-3
Negative turnover ratio	22-66	14-22	2-2	Not allowing a 300-yard passer	119-78	56-30	5-1
Winning penalty ratio	66-40	35-14	4-2				
Losing penalty ratio	65-47	28-19	3-2				
Overtime	8-7	5-4	0-0				
When returning a KOR for a TD	5-2	5-1	0-1				
When returning a PR for a TD	7-2	3-0	0-0				

OFFENSIVE PLAYER NOTES

JOE COOL



In Week 6's 48-17 win at Tampa Bay, QB Joe Flacco tied a franchise record by throwing 5 TD passes (all occurring in the first 16:03 of the game). Flacco became the fastest QB in NFL history to throw 5 scores in a game. This season, the seven-year veteran is 237-of-375 for 2,764 yards, 18 TDs and 8 INTs.

RAVENS ALL-TIME PASSING LEADERS (Franchise History)

Rk.	Player	G	Att	Cmp	Pct	Yards	TD	INT	Rate
1.	Joe Flacco	107	3,478	2,106	60.6	24,309	139	86	84.7
2.	Kyle Boller	53	1,311	746	56.9	7,846	45	44	71.9
3.	V. Testaverde	29	1,019	596	58.5	7,148	51	34	82.8

CAREER DAYS

QB Joe Flacco owns two of the NFL's Top 18 passer ratings this season (the Top 10 are listed below), posting a 146.0 mark at Tampa (10/12) and 137.4 clip vs. Atlanta (10/19). His marks also rank as the Top 2 in Ravens single-game history.

NFL'S TOP PASSER RATINGS / 2014 SINGLE-GAME HIGHS

Rk.	QB/Game	Att.	Cmp.	Pct.	Yards	TD	INT	Rate
1.	P. Manning 10/19 vs. SF	26	22	84.6	318	4	0	157.2
2.	M. Ryan 9/18 vs. TB	24	21	87.5	286	3	0	155.9
3.	A. Rodgers 10/19 vs. Car.	22	19	86.4	255	3	0	154.5
4.	A. Rodgers 9/28 vs. Chi.	28	22	78.6	302	4	0	151.2
5.	Roethlisberger 10/26 vs. Ind.	49	40	81.6	522	6	0	150.6
6.	T. Brady 10/26 vs. Chi.	35	30	85.7	354	5	0	148.4
7.	J. Flacco 10/12 at TB	29	21	72.4	306	5	0	146.0
8.	A. Rodgers 11/9 vs. Chi.	27	18	66.7	315	6	0	145.8
9.	A. Smith 9/29 vs. NE	26	20	76.9	248	3	0	144.4
10.	A. Dalton 11/16 at NO	22	16	72.7	220	3	0	143.9

QB Rating Quick Hits:

- Flacco owns a franchise-record 36 100-plus single-game QB ratings.

FLACCO HOT AT HOME

QB Joe Flacco has been stout at M&T Bank Stadium over the past four-plus seasons, helping lead the Ravens to a 31-6 record.

JOE FLACCO AT HOME / SINCE 2010

Player (Record)	Att	Cmp	Pct	Yards	TD	INT	Rate
Joe Flacco (31-6)	1,203	737	61.3	9,165	57	24	92.4

RAVENS RECORDS

QB Joe Flacco has also posted three of the Top 4 passing games and five of the Top 6 passing seasons in team history.

RAVENS SINGLE-GAME PASSING YARDS

Yards	Player	Opp./Date
429	Vinny Testaverde	vs. STL, 10/27/96
389	Joe Flacco	at STL, 9/25/11
385	Joe Flacco	at Min., 10/18/09
382	Joe Flacco	vs. NE, 9/23/12

RAVENS SINGLE-SEASON PASSING YARDS

Rk.	Player (Year)	Cmp-Att	Pct.	Yards	TD	INT	Rate
1.	V. Testaverde ('96)	325-549	59.2	4,177	33	19	88.7
2.	Joe Flacco ('13)	362-614	59.0	3,912	19	22	73.1
3.	Joe Flacco ('12)	317-531	59.7	3,817	22	10	87.7
4.	Joe Flacco ('10)	306-489	62.6	3,622	25	10	93.6
5.	Joe Flacco ('09)	315-499	63.1	3,613	21	12	88.9
6.	Joe Flacco ('11)	312-542	57.6	3,610	20	12	80.9

FLACCO #WINNING

- Joe Flacco's 69 regular season wins are third most (behind T. Brady - 71 & P. Manning - 70) among starting QBs since 2008.

- Flacco has 43 career regular season wins at home, second to Tom Brady (44) for the most among starting QBs since Flacco entered the league in 2008.

- Flacco is 31-6 in home games dating back to 2010.

- Baltimore is 32-4 when Flacco produces at least a 100.0 passer rating.

- Baltimore is 21-3 when Flacco is at 110.0 or better.

- Flacco's 62 regular season wins from 2008-13 are the most by a starting QB in his first six seasons in NFL history.

MOST TOTAL WINS BY QBs (Includes Playoffs / Since 2008)

Rk.	Player	Record
1.	Joe Flacco	78-42
2.	Tom Brady	75-26
3.	Peyton Manning	74-26
4.	Drew Brees	72-42
5.	Aaron Rodgers	71-36

MOST CONSECUTIVE STARTS BY QUARTERBACKS (Active Streaks / Regular Season)

Rk.	Player	Starts
1.	Eli Manning	162
2.	Philip Rivers	139
3.	Joe Flacco	107

MOST REG. SEASON WINS BY QUARTERBACKS (First Six Seasons / NFL History)

Rk.	Player	Wins
1.	Joe Flacco (2008-13)	62
2.	Matt Ryan (2008-13)	61
3.	Ben Roethlisberger (2004-09)	60
4.	Tom Brady (2000-05)	58

SUPER BOWL MVP

Super Bowl XLVII MVP QB Joe Flacco was masterful during the Ravens' 2012 playoff run, completing 73 of 126 passes for 1,140 yards, 11 TDs and 0 INTs to produce a 117.2 passer rating. Flacco joined Hall of Fame QB Joe Montana (1989) as the only players to produce 11 TDs and 0 INTs during an NFL postseason.

JOE FLACCO STATISTICS / 2012 PLAYOFFS

Game (Opp./Rd.)	Cmp-Att	Pct.	Yards	TD	INT	Rate
1/06/13 vs. Ind. (WC)	12-23	52.2	282	2	0	125.6
1/12/13 at Den. (Div.)	18-34	52.9	331	3	0	116.2
1/20/13 at NE (AFC)	21-36	58.3	240	3	0	106.3
2/03/13 at SF (SB)	22-33	66.6	287	3	0	124.2
Totals (Record: 4-0)	73-126	57.9	1,140	11	0	117.2

Flacco Quick Hits:

- In his final six games of 2012 (including playoffs and dating back to 12/23 of the regular season), Flacco was 102-of-170 for 1,483 yards, 13 TDs and 0 INTs, producing a 113.9 passer rating.
- Flacco, Joe Montana (1989) and Kurt Warner (2008) are the only QBs in NFL history to throw 11 TDs in a single postseason. Neither Flacco nor Montana threw an INT in their postseasons.
- In the Ravens' last eight playoff games (since the 2010 season), Flacco is 150-of-253 for 2,012 yards, 18 TDs and 2 INTs (105.0 rating).

NFL POSTSEASON RECORDS

PASSING YARDS (Single-Season Playoff History)

1.	Eli Manning (2011)	1,219
2.	Kurt Warner (2008)	1,147
3.	Joe Flacco (2012)	1,140

PASSING TOUCHDOWNS (Single-Season Playoff History)

1.	Joe Flacco (2012)	11
	Joe Montana (1989)	11
	Kurt Warner (2008)	11

PASSING FIRST DOWNS (Single-Season Playoff History)

1.	Eli Manning (2011)	61
2.	Peyton Manning (2006)	55
3.	Joe Flacco (2012)	53
	Aaron Rodgers (2010)	53

PASSER RATING (Min. 80 Att.) (Single-Season Playoff History)

1.	Joe Montana (1989)	146.4
2.	Troy Aikman (1992)	126.4
3.	Joe Flacco (2012)	117.2
	Steve Young (1994)	117.2

OFFENSIVE PLAYER NOTES

AIR IT OUT

PASSING YARDS (2014 Season)

1. Andrew Luck	3,641
2. Peyton Manning	3,558
3. Drew Brees	3,491
4. B. Roethlisberger	3,270
5. Matt Ryan	3,066
6. Tom Brady	2,998
7. Aaron Rodgers	2,957
8. Matt Stafford	2,943
9. Brian Hoyer	2,864
10. Philip Rivers	2,835
11. Eli Manning	2,833
12. Jay Cutler	2,825
13. Joe Flacco	2,764

PASSING YARDS (Since 2010)

1. Drew Brees	23,926
2. Tom Brady	21,303
3. Philip Rivers	20,253
4. Matt Ryan	20,182
5. Eli Manning	19,534
6. Peyton Manning	18,394
7. Aaron Rodgers	18,353
8. Matt Stafford	18,133
9. B. Roethlisberger	18,073
10. Joe Flacco	17,725

TOUCHDOWN PASSES (2014 Season)

1. Peyton Manning	34
2. Aaron Rodgers	30
3. Andrew Luck	29
4. Tom Brady	26
5. B. Roethlisberger	24
6. Drew Brees	22
Jay Cutler	22
Philip Rivers	22
Tony Romo	22
10. Eli Manning	21
11. Ryan Tannehill	20
12. Matt Ryan	19
13. Joe Flacco	18

“O” RECORDS SET IN WEEK 6

The Ravens' 48-17 victory at Tampa in Week 6 was a record-breaking (or tying) offensive affair. Here are the notable franchise marks from the game:

- **Points in a Road Game:** 48 – Ravens record
- **First-Half Points:** 38 – Ravens record
- **First-Quarter Points:** 28 – Ravens record
- **Points in a Quarter on Road:** 28 (first quarter) – Ravens record
- **Passer Rating:** 146.0, Joe Flacco – Ravens record
- **Passing TDs in a Quarter:** 4 (first quarter), Joe Flacco – Ravens record
- **First Quarter Passing TDs:** 4, Joe Flacco – *ties NFL record*
- **Passing TDs:** 5, Joe Flacco – Ravens record (tied Tony Banks, 9/10/00 vs. Jax.)
- **Total Points in a Half:** 38 (first half) – Ravens 2nd most
- **Total Points:** 48 – Ravens 2nd most (tied with two other occasions)
- **Total TDs:** 6 – Ravens 2nd most (tied with two other occasions)



LEADER OF THE 300S

QB Joe Flacco owns a team-record 20 300-yard passing games, including four this season (vs. Cin., vs. Car., at TB and at Pit.).

300-YARD PASSING GAMES (Ravens Single Season)

1. Joe Flacco (2012)	5
V. Testaverde (1996)	5
3. Joe Flacco (2014)	4
Joe Flacco (2011)	4
5. Joe Flacco (2013)	3
Joe Flacco (2009)	3

300-YARD PASSING GAMES (Ravens History)

1. Joe Flacco (2008-14)	20
2. V. Testaverde (1996-97)	8
3. Steve McNair (2006-07)	2
Jeff Blake (2002)	2
Eric Zeier (1996-97)	2

FLACCO TRENDS

Here are Baltimore's regular season records since 2008 when **QB Joe Flacco** hits a certain milestone or plays in a particular game:

With 300 passing yards	14-6	On Grass	19-14
With 3-or-more TD passes	11-2	vs. AFC North	26-15
When not throwing an INT	44-7	vs. AFC	50-29
With at least 4 comps. of 25+ yards	9-3	vs. NFC	19-9
With at least a 100 QB rating	32-4	In September	17-7
With at least a 110 QB rating	21-3	In October	13-12
When not sacked	13-2	In November	22-8
Playing in < 40 degree weather	10-5	In December/January	17-11
On Turf	50-24	In season's final four games	16-8

FASTEST TO FIVE

QB Joe Flacco threw 5 TD passes in Week 6's 48-17 win at TB, becoming the fastest QB since the 1970 AFL-NFL merger to reach the 5-passing TD mark in a game. Flacco more than doubled the next quickest time, set by Ben Roethlisberger in 2007. (Source: Elias Sports Bureau)

FASTEST QUARTERBACKS TO REACH 5 TDs IN GAME (Since 1970 Merger)

Quarterback	Time	Date/Game
Joe Flacco (Bal.)	16:03	10/12/14 at TB
Ben Roethlisberger (Pit.)	28:09	11/5/07 vs. Bal.
Donovan McNabb (Phi.)	28:12	12/5/04 vs. GB
Tommy Kramer (Min.)	28:55	9/28/86 vs. GB
Peyton Manning (Ind.)	29:03	9/26/04 vs. GB

More about the 5-TD performance at Tampa Bay:

- Flacco became the first NFL QB since Tommy Kramer (in 1986) to throw 4 TDs in a first quarter
- Flacco's 4 passing TDs in the first quarter are the most in *any* quarter in Ravens franchise history.
- Flacco's 5 total passing TDs tie (Tony Banks, 9/10/00 vs. Jax) for the most in Ravens single-game history.
- Flacco's 146.0 passer rating set a franchise record and is the NFL's seventh-best mark in 2014. He was 21-of-29 (72.4%) for 306 yards and 0 INTs.
- Flacco connected with four different receivers on his 5 TDs (**Torrey Smith - 2, Kamar Aiken, Michael Campanaro and Steve Smith Sr.**).

FLACCO COMEBACK WINS: 20 (18 REGULAR SEASON, 2 PLAYOFFS)

GAME-WINNING DRIVES IN FOURTH QUARTER OR OVERTIME (20 TOTAL)

Date/Opp.	Drive Length	Scoring Play	Time Left	Score
11/2/08 at Cle.	5 plays, 59 yards in 1:54	Stover 22-yard field goal	5:36	30-27
1/10/09 at Ten. (Div.)	9 plays, 51 yards in 3:30	Stover 43-yard field goal	0:53	13-10
9/13/09 vs. KC	8 plays, 74 yards in 3:15	Clayton 31-yard pass from Flacco	2:06	38-24
11/29/09 vs. Pit.	6 plays, 17 yards in 3:23	Cundiff 29-yard field goal	6:42 (OT)	20-17
9/26/10 vs. Cle.	10 plays, 69 yards in 5:41	Boldin 27-yard pass from Flacco	9:13	21-17
10/3/10 at Pit.	4 plays, 40 yards in 0:36	Houshmandzadeh 18-yard pass from Flacco	0:32	17-14
10/24/10 vs. Buf.	4 plays, 9 yards in 1:58	Cundiff 38-yard field goal	10:54 (OT)	37-34
12/19/10 vs. NO	5 plays, 66 yards in 1:31	Cundiff 32-yard field goal	10:03	27-24 (30-24 final)
10/30/11 vs. Ari.	5 plays, 37 yards in 0:52	Cundiff 25-yard field goal	0:00	30-27
11/6/11 at Pit.	13 plays, 92 yards in 2:16	T. Smith 26-yard pass from Flacco	0:08	23-20
11/24/11 vs. SF	16 plays, 76 yards in 7:34	Pitta 8-yard pass from Flacco	14:56	13-6 (16-6 final)
9/23/12 vs. NE	7 plays, 70 yards in 1:55	Tucker 27-yard field goal	0:00	31-30
11/04/12 at Cle.	9 plays, 81 yards in 4:22	T. Smith 19-yard pass from Flacco	4:26	22-15 (25-15 final)
11/25/12 at SD	12 plays, 40 yards in 3:09	Tucker 38-yard field goal	0:00	13-13
	12 plays, 69 yards in 3:49	Tucker 38-yard field goal	1:07 (OT)	16-13
1/12/13 at Den. (Div.)	3 plays, 77 yards in :38	J. Jones 70-yard pass from Flacco	0:31	35-35
	6 plays, 16 yards in 2:33	Tucker 47-yard field goal	13:18 (2OT)	38-35
10/06/13 at Mia.	7 plays, 34 yards in 2:25	Tucker 44-yard field goal	1:42	26-23
11/10/13 vs. Cin.	8 plays, 28 yards in 4:34	Tucker 46-yard field goal	5:27 (OT)	20-17
12/8/13 vs. Min.	5 plays, 80 yards in 0:41	M. Brown 9-yard pass from Flacco	0:04	29-26
12/16/13 at Det.	7 plays, 24 yards in 1:43	Tucker 61-yard field goal	0:38	18-16
09/21/14 at Cle.	6 plays, 37 yards in 1:58	Tucker 32-yard field goal	0:00	23-21

OFFENSIVE PLAYER NOTES

DEEP THREAT



WR Torrey Smith ranks first in Ravens franchise history in yards-per-catch average, posting a 17.2 mark over the four seasons in which he's caught 196 passes for 3,368 yards and 25 TDs (including a team-high 6 in 2014). Dating back to his rookie campaign (2011), Smith's 17.2 average ties for second in the NFL.

ACTIVE NFL AVERAGE YARDS-PER-CATCH LEADERS (Since 2011)


Rk.	Player	Rec.	Yards	Avg.	LG	TD
1.	Josh Gordon	145	2,571	17.7	95t	14
2.	Torrey Smith	196	3,368	17.2	74t	25
	Malcom Floyd	141	2,423	17.2	52t	14
4.	Vincent Jackson	258	4,392	17.0	95	26
	DeSean Jackson	227	3,851	17.0	81t	19

SMITH WAS SCINTILLATING

WR Torrey Smith excelled in 2013. With 6 receptions for 121 yards in Week 5 at Miami, Smith became the first Raven since Qadry Ismail in 1999 to post back-to-back 100-yard receiving games. (Ismail had three straight that year.)

- In Week 15 at Detroit, Smith (now 42) moved past Derrick Mason (35) to produce a franchise record in receptions of 25-or-more yards.
- Smith had 13 catches gaining 25-plus yards in 2013, just 1 shy of the franchise single-season record set by WR Michael Jackson (14) in 1996.
- Smith's 1,128 receiving yards in 2013 were the second most in Ravens single-season franchise history (Jackson – 1,201 in 1996).
- Smith, who produced a 17.4-yard receiving average in 2013, pulled in a 42-yard bomb in Week 16 vs. NE, marking his eighth catch of 40-or-more yards in 2013.

NOTE THE SMITH QUOTE



Head Coach John Harbaugh on Torrey Smith:
"In my opinion, he's a premier player in the National Football League. ... He works his rear end off. He has a great attitude. You have to pull the guy back. You have to grab him and say, 'Hey, man. Take a blow!' You have to do that, because he's like a horse – he'll run himself until his heart explodes. He'll do it. He's just a great, great young man."

TORREY'S COURAGEOUS NIGHT

WR Torrey Smith played in the 2012 Week 3 Sunday night victory over New England after his brother, 19-year-old Tevin Jones, passed away in a motorcycle accident that morning. Smith posted 6 catches for 127 yards and 2 TDs in the come-from-behind win, producing the third 100-yard game of his young career.

SMITH BIG IN SUPER BOWL RUN

In the 2012 thrilling, double-overtime Divisional Playoff win at Denver (38-35 on 1/12/13), **WR Torrey Smith** caught 59-yard and 32-yard TD passes, helping mark the first game in NFL playoff history that a QB (**Joe Flacco**) threw 2 TDs of 59-plus yards (the other being to **WR Jacoby Jones** on a 70-yarder). In the 2012 postseason, Smith recorded a 21.2 yards-per-catch average, reeling in 11 passes for 233 yards.

LONG BALL LOVE

No doubt, **WR Torrey Smith** is a big-play threat. The fourth-year wideout has 25 career TD catches (including a team-high 6 in 2014). Those career scoring strikes have gained 599 yards for an average of 23.96 yards per touchdown. Here is a breakdown of Smith's career touchdowns:

TORREY SMITH'S CAREER TOUCHDOWNS (24)

Yards Per TD

599 yards on 25 TDs = 23.96-yard scoring average

TD Distance Breakdown

1-9 yards: 7	10-19 yards: 5	20-29 yards: 5
30-39 yards: 5	40-49 yards: 2	50+ yards: 1

MOST RECEIVING YARDS (RAVENS SINGLE-GAME HISTORY)

Yds.	Player/Game (Catches)
258	Qadry Ismail @ Pit., 12/12/99 (6 rec.)
198	Derrick Alexander vs. Pit., 12/1/96 (7 rec.)
166	Torrey Smith at Buf., 9/29/13 (5 rec.)
165	Torrey Smith vs. Cin., 11/20/11 (6 rec.)
164	Mark Clayton @ Cin., 11/30/08 (5 rec.)
152	Torrey Smith at STL, 9/25/11 (5 rec.)

25+ YARD CATCHES (SINCE 2011)

Rk.	Player	No.
1.	Calvin Johnson	52
	Demaryius Thomas	52
3.	Jordy Nelson	49
4.	DeSean Jackson	47
5.	Vincent Jackson	46
6.	Torrey Smith	43
	Dez Bryant	43
8.	A.J. Green	42

SMITH IN FINE COMPANY

WR Torrey Smith ranks third in Ravens history with 3,368 receiving yards. Impressively, he has posted that total on just 196 catches, producing a franchise-record 17.2 yards-per-catch average.

RAVENS CAREER RECEIVING YARDS LEADERS

Rk.	Player	Rec.	Yards	Avg.	LG	TD
1.	Derrick Mason	471	5,777	12.3	79t	29
2.	Todd Heap	467	5,492	11.8	65t	41
3.	Torrey Smith	196	3,368	17.2	74t	25

SMITH NEARS TEAM RECORD

WR Torrey Smith's 1,128 receiving yards (on 65 catches) in 2013 rank second in Ravens single-season history. Smith was just shy of the team mark set by Michael Jackson (1,201 on 76 catches) in 1996.

MOST RECEIVING YARDS (Ravens Single-Season History)

Yards	Catches	Player (Season)
1,201	76	Michael Jackson (1996)
1,128	65	Torrey Smith (2013)
1,105	68	Qadry Ismail (1999)
1,099	62	Derrick Alexander (1996)

IMPRESSIVE SINCE DAY ONE

In 2011's Week 11 game vs. Cin., **WR Torrey Smith** set a Ravens' single-season and single-game record for receiving yards by a rookie, totaling 165 yards on 6 catches (27.5 avg.). In 2011, he had 50 catches for 841 yards and a Ravens' rookie-record 7 TDs.

Smith Quick Hits:

- Smith's 26-yard TD catch with 8 seconds remaining in 2011's Week 9 at Pit. capped a 92-yard drive and sealed the Ravens' 23-20 win.
- Impressively, 5 of his 7 TD receptions in 2011 covered at least 25 yards (74, 41, 38, 36, 26, 18 and 8 yards), and he averaged a sensational 34.4 yards-per-TD catch.
- Never before has a Ravens' wideout registered dual 150-yard receiving games in a season (165 vs. Cin. and 152 at STL). Smith also posted the Top 2 receiving yards outputs by a rookie in the NFL in 2011.

OFFENSIVE PLAYER NOTES

SEVEN FOR STEVE



In his 14th NFL campaign, **WR Steve Smith Sr.** is adding to an already illustrious career while playing his first season in Baltimore. The five-time Pro Bowler has recorded seven 1,000-yard campaigns dating back to 2001, which ties for the second-highest active total in the league.

MULTIPLE SEASONS WITH 1,000 RECEIVING YARDS (Active NFL Wide Receivers)

Rk.	Player (Team)	Seasons
1.	Reggie Wayne (Ind.)	8
2.	Steve Smith Sr. (Bal.)	7
	Andre Johnson (Hou.)	7
	Brandon Marshall (Chi.)	7
5.	Anquan Boldin (SF)	6
	Marques Colston (NO)	6
	Larry Fitzgerald (Ari.)	6
	Roddy White (Atl.)	6

AERIAL ACCLAIM

WR Steve Smith Sr. ranks 16th all-time in NFL receiving yards, producing 13,014 during his career. That mark also currently places third among active NFL WRs.

Rk.	Player (Years)	Rec.	Yards	TDs
10.	Cris Carter (1987-2002)	1,101	13,899	130
11.	Henry Ellard (1983-98)	814	13,777	65
12.	Torry Holt (1999-2009)	920	13,382	74
13.	Andre Johnson (2003-14)*	985	13,328	62
14.	Andre Reed (1985-2000)	951	13,198	87
15.	Steve Largent (1976-89)	819	13,089	100
16.	Steve Smith Sr. (2001-14)*	889	13,014	71
17.	Irving Fryar (1984-2000)	851	12,785	84
18.	Art Monk (1980-95)	940	12,721	68

* Active players

BUYING IN BULK

WR Steve Smith Sr. ranks second among active WRs with 47 career 100-yard receiving games (and ties for seventh in NFL history).

CAREER 100-YARD RECEIVING GAMES / NFL HISTORY

Rk.	Player (Career)	Total
1.	Jerry Rice (1985-2006)	76
2.	Randy Moss (1998-2010, 2012)	64
3.	Marvin Harrison (1996-2008)	59
4.	Terrell Owens (1996-2011)	51
5.	Andre Johnson (2003-14)*	50
	Don Maynard (1958-73)	50
7.	Steve Smith Sr. (2001-14)*	47
	Torry Holt (1999-2009)	47
	Michael Irvin (1988-99)	47
10.	Jimmy Smith (1992-2005)	46
11.	Isaac Bruce (1994-2009)	45
12.	Tim Brown (1988-2004)	43
	James Lofton (1978-93)	43
	Reggie Wayne (2001-14)*	43

Smith Sr. 100 Quick Hit:

• Smith Sr. has 4 100-yard receiving games in 2014, posting a team-best 817 yards on 53 catches (he has 5 TDs, too, second for the Ravens). Smith Sr.'s 4 100-yard receiving games tie Mark Clayton (2006) & Michael Jackson (1996) for the most in a Ravens' single season.

THE EXTRA MILE

WR Steve Smith Sr. leads all active NFL passing targets with 128-career 25-plus-yard catches. Smith Sr. bodes well in that category over the past 20 years, too, ranking fifth overall. With his 56-yard TD reception in Week 6's win at Tampa Bay, Smith Sr. now has 30-career catches of 50-or-more yards, also the most among active players. Of those 30, 18 have produced TDs.

25-PLUS-YARD RECEPTION LEADERS

(Active NFL WRs)			(NFL WRs / Since 1995)		
Rk.	Players	Rec.	Rk.	Players	Rec.
1.	Steve Smith Sr.	128	1.	Randy Moss	161
2.	Reggie Wayne	110	2.	Terrell Owens	158
3.	Andre Johnson	103	3.	Isaac Bruce	137
4.	Larry Fitzgerald	101	4.	Marvin Harrison	134
5.	Anquan Boldin	97	5.	Steve Smith Sr.	128

TOP 5 SINCE '05

WR Steve Smith Sr. has posted the NFL's fourth-most receiving yards (10,818) dating back to the 2005 campaign. During that time, he's also tallied 731 receptions (which rank 10th most) and 62 TDs.

NFL RECEIVING YARDS LEADERS (Since 2005)

Rk.	Player	Rec.	Yards	Avg.	LG	TD
1.	Larry Fitzgerald	834	11,245	13.5	80t	81
2.	Andre Johnson	840	11,210	13.3	77t	52
3.	Reggie Wayne	835	11,062	13.2	66t	59
4.	Steve Smith Sr.	731	10,818	14.8	80t	62

STILL GOING LONG

In **WR Steve Smith Sr.**'s debut as a Raven (Sept. 7 vs. Cin.), he posted an 80-yard TD catch that tied a career high (10/16/05 at Det.). The long bomb also ranks as the fifth-longest passing play in Ravens history and the fourth-longest TD reception.

RAVENS LONGEST RECEPTIONS / FRANCHISE HISTORY

Yards	Player	Game/Opponent
92	Derrick Alexander	12/7/97 vs. Sea.
87t	Mark Clayton	12/10/06 at KC
86t	Michael Jackson	12/22/96 vs. Hou.
83t	Derrick Alexander	12/21/97 at Cin.
80t	Steve Smith Sr.	9/7/14 vs. Cin.

Big Strike Quick Hit - NFL History:

• Smith Sr. has TD catches of 80, 61 and 56 yards in 2014, becoming the fourth player in NFL history with 3 TD catches of 50+ yards in a season at age 35-plus. He joins James Lofton (1991), Jerry Rice (1998) and Joey Galloway (2007) in the select group.

ACTIVE TD LEADERS




ACTIVE TOUCHDOWN LEADERS

Rk.	Player	Total TDs
1.	Antonio Gates	96
2.	Adrian Peterson	91
3.	Larry Fitzgerald	89
4.	Reggie Wayne	82
5.	Maurice Jones-Drew	81
6.	Steve Smith Sr.	80

Note: Smith Sr. has 72 receiving (including 5 in 2014), 2 rushing, 4 PR and 2 KOR scores during his career.

DEFENSIVE PLAYER NOTES

T-SIZZLE



OLB Terrell Suggs, the 2011 Defensive Player of the Year, owns a franchise-record 100.5 sacks, including 6 in 2014. "Sizzle" posted a team-high 10 sacks in 2013, marking his fifth-career double-digit sack campaign. In Week 5 at Miami, he tied a Ravens' record by notching a sack in his fifth-straight contest. (Paul Kruger - 2012 & Adalius Thomas - 2005 & 2006 also had five-game-sack stretches.)

RAVENS ALL-TIME SACKS (Career Leaders)

Rk.	Player (Years)	Sacks
1.	Terrell Suggs (2003-present)	100.5
2.	Peter Boulware (1997-2005)	70.0
3.	Michael McCrary (1997-2002)	51.0
4.	Ray Lewis (1996-2012)	41.5

RAVENS ALL-TIME TACKLES (Career Leaders)

Rk.	Player (Years)	Tackles
1.	Ray Lewis (1996-2012)	2,643
2.	Terrell Suggs (2003-present)	800
3.	Kelly Gregg (2001-2010)	721

SUGGS' CAREER SACKS (Most vs. a Single Team)

- Cleveland Browns15
- Pittsburgh Steelers.14.5
- Cincinnati Bengals8.5
- Miami Dolphins7
- Houston Texans6

Note: Including playoffs, Suggs has totaled 19.5 sacks vs. Pittsburgh.

RAVENS SACKS LEADERS (Single-Season Records)

- Peter Boulware (2001)15
- Michael McCrary (1998)14.5
- Terrell Suggs (2011)14**
- Trevor Pryce (2006)13
- Elvis Dumervil (2014)12.5**
- Terrell Suggs (2003)12**

SACKS OF "DOOM"



In 2013, the Ravens signed free agent **OLB Elvis Dumervil**, who spent his first seven seasons with Denver. Dumervil has now totaled 319 tackles (228 solo), 85.5 sacks, 20 FFs, 10 FRs, 1 INT and 14 passes defended during his career. He has a team-high 12.5 QB drops in 2014, which also tie (Connor Barwin) for second in the NFL going into Week 13. Since entering the NFL in 2006, Dumervil's 85.5 sacks tie for fourth most among active players.

NFL ACTIVE SACKS LEADERS (Since 2006)

Rk.	Player	Sacks	Yards
1.	DeMarcus Ware	118	755.5
2.	Jared Allen	111	712.5
3.	Mario Williams	88.5	509
4.	Elvis Dumervil	85.5	547
	Robert Mathis	85.5	547.5
6.	Julius Peppers	83	502.5

"Doom" Quick Hits:

- Doom has at least 1.5 sacks in a league-high six games this season. He owns 12.5 QB drops (tied for second in the NFL) and a league-high 94.5 sack yards.
- With 3 more sacks, Dumervil (12.5) will break the Ravens' single-season record held by Peter Boulware (15 in 2001).

NFL SACKS LEADERS (2014 Season)

- Justin Houston13
- Elvis Dumervil.12.5**
- Connor Barwin12.5
- Mario Williams.12
- Marcell Dareus.10
- Von Miller10

RAVENS SACKS LEADERS (2014 Season)

- Elvis Dumervil.12.5***
 - Terrell Suggs6
 - Pernell McPhee4
 - Haloti Ngata2
 - Three Players1
- * fifth most in a Ravens' single season

HOT OFF THE EDGE

Since entering the NFL in 2003, **OLB Terrell Suggs'** 100.5 sacks rank sixth among active players, while his 715 yards lost also stand sixth. Suggs had a team-, career- and AFC-high 14 sacks in 2011 and had an impressive 10 QB drops during the 2013 campaign.

NFL ACTIVE SACKS LEADERS (Since 2003)

Rk.	Player	Sacks	Yards
1.	Jared Allen	131	824.5
2.	DeMarcus Ware	126	802.5
3.	Julius Peppers	111.5	674
4.	Robert Mathis	111	777.5
5.	John Abraham	106	735.5
6.	Terrell Suggs	100.5	715
7.	Dwight Freeny	97	715.5

Suggs Quick Hits:

- The Ravens are 60-23 all time when Suggs records at least a half-sack. Baltimore is 14-1 when he tallies 2 or more sacks and 5-0 when he posts 3 sacks.
- Suggs has 6 sacks this season, 1 of which produced a safety in the Week 7 win over Atlanta. Suggs' safety is the eighth in franchise history and the first since Jameel McClain produced one on 11/23/08 vs. Philly.

RAVENS FORCED FUMBLES (Career Leaders)

- Terrell Suggs29**
- Ray Lewis20
- Adalius Thomas15

RAVENS FUMBLE RECOVERIES (Career Leaders)

- Ray Lewis20
- Terrell Suggs12**
- Ed Reed10

DUAL SACKS FOR DUMERVIL

Though he missed the entire 2010 campaign due to injury (torn pectoral), **OLB Elvis Dumervil's** 28 games with at least 1.5 sacks are the NFL's third most since 2006. (He has six such games in 2014.)

MULTIPLE-SACK (1.5 OR MORE) GAMES (Since 2006)

Rk.	Player	Multiple Sack Games
1.	Jared Allen	30
2.	DeMarcus Ware	29
3.	Elvis Dumervil	28
4.	Robert Mathis	23
5.	Julius Peppers/Mario Williams	21

MOST NFL SACKS (Since 2013)

- Robert Quinn25
- Mario Williams.25
- Justin Houston24
- Elvis Dumervil.22**
- J.J. Watt.20

BALTIMORE BOOKENDS

OLB Terrell Suggs and **OLB Elvis Dumervil**, who team to form one of the NFL's top pass-rushing duos, have combined to produce 521 QB hurries/knockdowns and 186 sacks in their careers. (QB hurries/knockdowns are compiled by STATS.)

CAREER PASS-RUSHING STATS (Terrell Suggs & Elvis Dumervil)

Player	QB Hurries/ Knockdowns	Sacks	Yards
Terrell Suggs	321.5	100.5	715
Elvis Dumervil	199.5	85.5	547
Totals	521	186	1,262

DEFENSIVE PLAYER NOTES

ROOKIE LB SHINES



First-round draft choice **LB C.J. Mosley**, who was named the NFL's Defensive Rookie of the Month for October, has been outstanding. The 17th-overall pick is constantly all over the field, and in Week 5 at Indy, posted a game-high 14 tackles, 1 QB hit, 1 INT and 1 PD. Mosley already owns two of the Top 3 tackle performances by a rookie in Ravens history.

RAVENS TACKLES BY A ROOKIE (Single-Game History)

Player (Game)	Tackles
Ray Lewis (10/27/96 vs. STL)	16
C.J. Mosley (10/5/14 at Ind.)	14
C.J. Mosley (10/26/14 at Cin.)	13
Ray Lewis (9/8/96 at Pit.)	13
Ray Lewis (12/22/96 vs. Hou.)	13

* Mosley's 96 tackles (right chart) rank first among NFL rookies in 2014.

NFL'S MOST TACKLES / 2014

Rk.	Player	Tackles
1.	Lavonte David	116
	Luke Kuechly	116
3.	DeAndre Levy	106
4.	Paul Worrilow	103
5.	Curtis Lofton	100
6.	C.J. Mosley*	96
7.	D'Qwell Jackson	94
	Lawrence Timmons	94

ROOKIE OF THE YEAR CANDIDATE

Rookie **LB C.J. Mosley** is second (tied with Emmanuel Lamur) among all NFL LBs with 7 passes defended (including 2 INTs) this season. Most impressively, Mosley is the *only* NFL defender with at least 80 tackles, an INT, a sack, a fumble recovery & a forced fumble.

C.J. MOSLEY / 2014 STAT LINE

Total Tackles	Solo	Sacks	Yds	INT	Yds	PD	QBH	FF	FR
96	64	1	6	2	23	7	7	1	1

J. SMITH OUT FOR SEASON



CB Jimmy Smith, one of the NFL's top cornerbacks and the Ravens' 2011 first-round pick, suffered a foot injury in Week 8 at Cincy and has been placed on Injured Reserve for the rest of the season. Even though he missed the past three games, Smith is still first on the team with 8 PD, also racking up 28 tackles.

- In Week 6's 48-17 win at Tampa Bay, Smith had 5 tackles and 1 INT, which he returned 31 yards to help set up a Ravens' TD.
- Smith has been outstanding over the past couple seasons. In 2013, he had 16 passes defended (third on the team), adding 2 INTs, 2 FFs and 58 tackles in his first year as a regular starter for the club.

TANGLED IN THE WEBB



Ravens **CB/RS Lardarius Webb** led the Ravens with 22 passes defended in 2013, a total that ranked second in the NFL (Tennessee's Alterraun Verner had 23). Webb, who missed most of the 2012 campaign with a torn ACL, returned to action in 2013 and helped guide a Ravens' secondary that allowed just 56.9 percent of opponent passes to be completed. In 2014, Webb has 6 PD for the Ravens, fourth most on the team.

NFL'S MOST PASSES DEFENSED (2013 Season)

Rk.	Player (Team)	PD	INTs
1.	Alterraun Verner (Ten.)	23	5
2.	Lardarius Webb (Bal.)	22	2
3.	Leodis McKelvin (Buf.)	21	1

THE DOMINANT DT



One of the NFL's most disruptive forces, **DT Haloti Ngata** was named to his fifth Pro Bowl in 2013. Perhaps the NFL's most athletic defensive tackle, Ngata stops the run (526 career tackles), rushes the passer (25.5 career sacks) and can even drop into coverage (an impressive 5 career INTs).

Baltimore has a history of strong run defense, and with Ngata's help since 2006, has been consistently sturdy on the ground.

RAVENS RUSHING DEFENSE RANKINGS (Since Ngata Entered NFL in 2006)

Year	Yards Per Game Allowed		Avg. Per Play Allowed	
	Total	Rank	Total	Rank
2014	88.3	5th	3.7	6th
2013	105.4	11th	3.8	5th
2012	122.8	20th	4.0	8th
2011	92.6	2nd	3.5	2nd
2010	93.9	5th	3.9	8th
2009	93.3	5th	3.4	1st
2008	81.4	3rd	3.6	5th
2007	79.3	2nd	2.8	1st
2006	75.9	2nd	3.3	2nd

"NGATA" ON US

Dating back to 2006, when **DT Haloti Ngata** entered the NFL, the Ravens have allowed the NFL's fewest rushing TDs (69) and the NFL's second-fewest rushing yards per game (92.7 ypg).

RUSHING TOUCHDOWNS (Fewest Allowed Since 2006)

1. Baltimore **69**
2. Pittsburgh 76
3. New England 81

RUSHING YARDS PER GAME (Fewest Allowed Since 2006)

1. Pittsburgh 90.6
- 2. Baltimore 92.7**
3. Minnesota 92.9

D-TACKLE DOMINANCE

DT Haloti Ngata has 13.5 sacks since 2011, also racking up 197 tackles (fifth among NFL DTs) and posting 16 PD, which rank first among NFL DTs during this span. In 2014, Ngata has 30 total tackles, 2 sacks, 7 PD (most among NFL DTs) and 2 INTs.

MOST TACKLES BY NFL DTs (Since 2011)

1. Domata Peko (Cin.) . . . 212
2. Jurrell Casey (Ten.) . . . 209
3. Justin Smith (SF) 206
4. Linval Joseph (Min.) . . . 200
- 5. Haloti Ngata (Bal.) . . . 197**

MOST INTS BY NFL DTs (Since 1970 Merger)

Rk.	Player	INTs
1.	Haloti Ngata	5
	Dan Wilkinson	5
	Kevin Williams	5
4.	Seven Players	4

Ngata Quick Hit:

- Dating back to 2011, Ngata is the *only* NFL DT who has posted at least 195 tackles (197), 10 sacks (13.5) and 10 PD (16).
- Ngata ranks fifth on the Ravens' all-time tackles chart (526).
- Ngata is the *only* DT in NFL history with multiple 2+ INT seasons (2008 & 2014).

RUSH "D" NUMBER TO RAVE ABOUT

18

Consecutive seasons the Ravens' defense has held opponents to a 4.0 rushing average or less, the NFL's longest such streak (Minnesota is next at nine seasons).

SPECIAL TEAMS PLAYER NOTES

JACOBY'S JAUNTS



Pro Bowler **WR/RS Jacoby Jones** now has 4 regular season KOR-TDs and 1 playoff KOR-TD as a Raven. In 2014's Week 9 game at Pittsburgh, he recorded another 108-yard KOR-TD, the third of his career (2 regular season and 1 in the Super Bowl). With a 30.2 career return mark in Baltimore, Jones is the Ravens' all-time leader in KOR average (listed below).

In 2012, Jones posted 2 KOR-TDs (108 yards and 105 yards) and was the NFL's only player with dual KOR-TDs. He also became the first Raven to ever have multiple KOR-TDs in a single season *and* career.

RAVENS CAREER KICKOFF RETURN AVERAGE (Franchise History)

Rk.	Player (Years)	KOR	Yards	Avg.	Long	TD
1.	Jacoby Jones (2012-14)	91	2,745	30.2	108t	4
2.	Corey Harris (1998-2001)	123	2,950	24.0	95t	1
3.	Yamon Figurs (2007-08)	75	1,746	23.3	94t	1

NFL Record Note:

• Jones is the only player in NFL history to record multiple KOR-TDs of at least 105 yards in a career (he has two 108-yarders & a 105-yarder).

PRIME PUNT RETURNER

Since entering the NFL in 2007, **WR/RS Jacoby Jones** has registered the NFL's second-most PR yards (2,561 on 257 returns). Jones has returned 4 punts for TDs during this time, including his most recent 63-yarder in 2012's Week 11 win at Pit. He also owns 8 punt returns of 50-or-more yards, including three 70-plus-yarders that produced TDs.

ACTIVE NFL PUNT RETURN YARDS (Since 2007)

Rk.	Player	PR	Yards	Avg.	Long	TD
1.	Devin Hester	230	2,804	12.2	89t	11
2.	Jacoby Jones	257	2,561	10.0	79t	4
3.	Josh Cribbs	201	2,242	11.2	84t	3



A DIFFERENCE-MAKER

• **WR/RS Jacoby Jones** now has 4 regular season KOR-TDs and 1 playoff KOR-TD as a Raven (5 total). In 2014's Week 9 game at Pittsburgh, he recorded another 108-yard KOR-TD, the third of his career (2 regular season and 1 in the Super Bowl).

• Including playoffs, Jones has 6-career KOR-TDs (5 in three seasons as a Raven, with one especially memorable highlight being his 108-yard Super Bowl XLVII return in New Orleans).

• Jones's 31.2 KOR average in 2014 ranks as the NFL's second-best mark entering Week 13 (Adam Jones, 31.8).

NFL KICKOFF RETURN AVG. (Since 2012 / Min. 30 Ret.)

1.	Jacoby Jones	30.2
2.	Cordarrelle Patterson . . .	29.8
3.	Percy Harvin	29.0

COMBINED KICK RETURN TDs (Since 2012)

1.	Jacoby Jones	5 (4 KOR, 1 PR)
2.	Trindon Holliday	4 (2 KOR, 2 PR)
3.	Darius Reynaud	3 (2 PR, 1 KOR)

LEAGUE'S LONGEST

LONGEST KICKOFF RETURNS / NFL HISTORY (Regular Season & Postseason)

Rk.	Player	KOR Long	Game/Date
1.	Cordarrelle Patterson (Min.)	109t	10/27/13 vs. GB
2.	Jacoby Jones (Bal.)	108t	11/2/14 at Pit.
	Jacoby Jones (Bal.)	108t	2/3/13 vs. SF (SB)
	Jacoby Jones (Bal.)	108t	10/14/12 vs. Dal.
	Knile Davis (KC)	108t	12/1/13 vs. Den.
	Randall Cobb (GB)	108t	9/8/11 vs. NO
	Ellis Hobbs (NE)	108t	9/9/07 at NYJ

JONES ELECTRIFIES

WR/RS Jacoby Jones ranked first in the NFL with a 30.7 KOR average and had 3 combined kick return TDs (2 KOR & 1 PR) in the Ravens' 2012 Super Bowl season. Not only is Jones the first Raven to tally 3 total kick return TDs in a season, but he's one of six NFL players since 2008 to score a PR, KOR & receiving TD in a single campaign.

KICKOFF RETURN AVG. (2012 Season)

1.	Jacoby Jones	30.7
2.	Leon Washington	29.0
3.	Joe McKnight	27.5
4.	Josh Cribbs	27.4
	Marcus Thigpen	27.4

COMBINED KICK RETURN TDs (2012 Season)

1.	Jacoby Jones	3 (2 KOR, 1 PR)
	Darius Reynaud	3 (2 PR, 1 KOR)
3.	Trindon Holliday	2 (1 KOR, 1 PR)
	Leodis McKelvin	2 (both PR)
	Michael Spurlock	2 (1 PR, 1 KOR)
	Marcus Thigpen	2 (1 KOR, 1 PR)

PLAYERS W/ KOR, PR & REC. TDs IN A SEASON / SINCE 2008


Player	Season	KR-TD	PR-TD	Rec. TD
Jeremy Ross (Det.)	2013	1	1	1
Jacoby Jones (Bal.)	2012	2	1	1
Michael Spurlock (Chi.)	2012	1	1	1
Randall Cobb (GB)	2011	1	1	1
Devin Hester (Atl.)	2011	1	2	1
Josh Cribbs (Cle.)	2009	3	1	1

SPECIAL TEAMS UNIT RECEIVES HIGH MARK... AGAIN

In 2013, senior NFL writer Rick Gosselin of *The Dallas Morning News* ranked the Ravens' special teams unit No. 5 in the league in his annual comprehensive ratings system that is based on 22 categories, assigning points according to each standing — 1 for best, 32 for worst. In 2012, Gosselin ranked the Ravens' unit No. 2 in the NFL, just behind the Vikings, who finished first.

ADDITIONAL PLAYER NOTES

SOARING WITH SAM



P Sam Koch, a 2010 Pro Bowl alternate, owns a 44.9 career gross average and 38.9 career net average, both marks that rank first in Ravens history. In 2012, Koch posted a career-high and Ravens franchise-record 47.1-yard gross average and a 40.8-yard net average, shattering his previous personal bests.

CAREER GROSS PUNTING AVG. (Ravens History)

Rk.	Player	Avg.
1.	Sam Koch	44.9
2.	Greg Montgomery	43.2
3.	Dave Zastudil	41.6

CAREER NET PUNTING AVG. (Ravens History)

Rk.	Player	Avg.
1.	Sam Koch	38.9
2.	Greg Montgomery	37.2
3.	Kyle Richardson	35.4

PINNING 'EM DEEP

P Sam Koch is the Ravens' all-time leader in punts inside the 20 (currently has 246 during his career). In 2010, he posted a career-high 39 boots inside the 20, which were the NFL's second most and tie for eighth best all time in league history.

PUNTS INSIDE THE 20 (Ravens History)

Rk.	Player	In 20
1.	Sam Koch	246
2.	Kyle Richardson	128
3.	Dave Zastudil	89

PUNTS INSIDE THE 20 (2010 NFL Season)

Rk.	Player	In 20
1.	Steve Weatherford	42
2.	Sam Koch	39
3.	Andy Lee	34

Koch Quick Hit:

- In 2010, Koch (39) tied (Kyle Richardson, 1999) for the most single-season punts inside the 20 in Ravens history.

KOCH AMONG THE BEST

Since entering the NFL in 2006, **P Sam Koch's** 246 punts inside the 20 rank third in the league.

NFL PUNTS INSIDE THE 20 / SINCE 2006

Rk.	Player	In 20
1.	Dustin Colquitt (KC)	282
2.	Andy Lee (SF)	252
3.	Sam Koch (Bal.)	246

SAMS SCORES

In the 2012 Week 10 win over Oakland, **P Sam Koch** scored his first-career TD on a fake FG in the third quarter, scampering 7 yards for the score.

BALTIMORE FOOTBALL IRONMAN

In Week 2 vs. Pittsburgh, **P Sam Koch** passed OLB Jarret Johnson (129 games from 2003-11) for the longest streak (now 139 games) in Ravens history. Koch has not missed a game in his NFL career.

KOCH NO. 1 WITH IN20 PCT.

P Sam Koch has placed an impressive 21 of his 37 punts inside the 20 this year. A staggering 56.8% of his punts have landed inside the 20, ranking as the NFL's best mark. Koch's 43.1-yard net average also ranks No. 3 in the NFL. Keeping this pace, he'll break his single-season career high (40.8 in 2012).

PUNTS INSIDE THE 20 PCT. / 2014 SEASON

Rk.	Player	Punts	In20	In20%
1.	Sam Koch (Bal.)	37	21	56.8
2.	Jon Ryan (Sea.)	40	20	50.0
3.	Dustin Colquitt (KC)	49	24	49.0

FORSETT FLYING BY



Seventh-year veteran **RB Justin Forsett** is having a career season. Forsett, who signed with the Ravens this past April, has 903 rushing yards and 7 TDs in 11 games. He's already set new single-season career highs, breaking his previous bests of 619 yards and 4 TDs from 2009 while playing for Seattle.

RUSHING YARDS (2014 Season)

1.	DeMarco Murray	1,354
2.	Le'Veon Bell	951
3.	Justin Forsett	903
4.	LeSean McCoy	859
5.	Marshawn Lynch	852

RUSHING AVERAGE (2014 Season)

1.	Russell Wilson	7.67
2.	Justin Forsett	5.83
3.	Arian Foster	5.11
3.	Jamaal Charles	5.08
4.	DeMarco Murray	5.05

RUSHES OF 10+ YARDS (2014 Season)

1.	DeMarco Murray	38
2.	Justin Forsett	32
3.	Russell Wilson	26

RUSHES OF 20+ YARDS (2014 Season)

1.	Justin Forsett	12
2.	DeMarco Murray	10
3.	Arian Foster	7
	Lamar Miller	7

FORSETT HUGE IN NOLA

RB Justin Forsett posted a career-high 182 rushing yards and 2 TDs on 22 carries in the 34-27 win at New Orleans. Here are several fast facts about his performance:

- Forsett had 115 first-half rushing yards, matching the NFL's top opening half this season (DeMarco Murray against the Titans in Week 2).
- Forsett's 182 stands as the ninth-best single-game rushing output in Ravens history, while his 8.3 average ranks eighth (min. 10 attempts).
- The 182 ranks as the NFL's third-best single-game mark in 2014, only trailing a 201-yard game by Jonas Gray and a 204-yard performance by Le'Veon Bell.
- Only three times before in Ravens history has a back rushed for at least 180 yards and 2 TDs in a game: Jamal Lewis (295 & 2 on 9/14/03 vs. Cle.), Jamal Lewis (205 & 2 on 12/21/03 at Cle.) and Ray Rice (191 & 2 on 1/1/12 at Cin.)

TOP TE TARGET



Two-time Pro Bowl **TE Owen Daniels** has made a reception in 98-straight games, tying for the longest active streak among NFL TEs. In Week 2 vs. Pit., he had his 5th-career 2-TD game, finishing with 5 catches for 28 yards. Daniels has been one of the NFL's most productive TEs since his 2006 All-Rookie season. Among active TEs, he ranks fifth in both catches (422) and receiving yards (4,972) and eighth in TDs (32).

CONSECUTIVE GAMES WITH AT LEAST ONE CATCH (NFL Tight Ends / Active Streaks)

Rk.	Player (Team)	Games	Started
1.	Owen Daniels (Bal.)	98	12/10/06
	Jason Witten (Dal.)	98	11/16/08
3.	Heath Miller (Pit.)	92	11/20/08
4.	Rob Gronkowski (NE)	61	09/12/10
5.	Antonio Gates (SD)	52	10/23/11

Daniels Quick Hit:

- Since 2006, Daniels is third among NFL TEs in first-down conversions (283) and fourth in percentage of first-down conversions (67.1%). Daniels also ranks seventh in the league (among TEs) with 34 receptions of 25+ yards since he entered the NFL in 2006.

SPECIAL TEAMS PLAYER NOTES

JUST FOR KICKS



In 2013, **K Justin Tucker** earned his first Pro Bowl honor by setting team records in FGs made (38) and FGs attempted (41), with both figures tying (Stephen Gostkowski) for the NFL's most. Tucker had a franchise-record 140 points (tied for sixth in NFL), while his 6 FGs of 50+ yards tied (several players) for the NFL's most.

- In addition to his 2013 Pro Bowl honor, Tucker was named Special Teams Player of the Month (November) and AFC Special Teams Player of the Week three times.
- Tucker made 33-straight FGs at one point during the 2013 season, ranking as the NFL's fourth-longest streak of all time.
- His 6 FGs made on 12/16 at Det. set a team record and were a single-game NFL high in 2013. Against the Lions, he became the first NFL kicker ever to connect from the 20-, 30-, 40-, 50- & 60-yard range in a game.
- Tucker kicked 3 game-winning FGs in 2013, including a franchise-record 61-yarder at Detroit. (He now has 7-career game-winners.)
- He is now 33-of-35 during his career when the Ravens are losing a game, and he's 23-of-24 when Baltimore is down by 7 points or less. The Pro Bowler is 17-of-20 in the last 2 minutes of a half during his career, and he's 32-of-34 in the fourth quarter.

JUSTIN TUCKER FIELD GOALS / CAREER STATS

Year	1-19	20-29	30-39	40-49	50+	Total	Pct.	LG	PAT	Pts
2012	0-0	8-8	8-8	10-13	4-4	30-33	90.9	56	42-42	132
2013	0-0	10-10	12-13	10-11	6-7	38-41	92.7	61	26-26	140
2014	0-0	5-5	8-8	4-4	4-7	21-24	87.5	55	30-30	93
Totals	0-0	23-23	28-29	24-28	14-18	89-98	90.8	61	98-98	365

RAVENS CAREER SCORING

BALTIMORE RAVENS ALL-TIME SCORING LEADERS

Rk.	Player	Games	TD	PAT	FGM	2pt	Points
1.	Matt Stover	207	0	402	354	0	1,464
2.	Justin Tucker	43	0	98	89	0	365
3.	Billy Cundiff	38	0	96	66	0	294
4.	Jamal Lewis	91	47	0	0	1	284
5.	Ray Rice	92	43	0	0	1	260

Note: In Week 3's win at Cleveland, Tucker (now 365) moved past Billy Cundiff (294) for second on the Ravens' all-time scoring list.

TUCKER'S NFL NUMBERS

7

Career game-winning FGs by K Justin Tucker:

- 2014: Week 3 vs. Cle., 32-yarder
- 2013: Week 15 at Det., 61-yarder
- 2013: Week 10 vs. Cin., 46-yarder in OT
- 2013: Week 5 at Mia., 44-yarder
- 2012: Div. Playoff at Den., 47-yarder in 2OT
- 2012: Week 12 at SD, 38-yarder in OT
- 2012: Week 3 vs. NE, 27-yarder

14

Career 50-plus-yard FGs by Tucker (on 18 attempts). Tucker has had four games where he's connected on dual 50+ FGs (Week 2 at Phi. & Week 7 at Hou. in 2012; Week 15 at Det. in 2013; Week 8 at Cin. in 2014).

33

Consecutive FGs Tucker made before finally missing in 2013's Week 16 matchup vs. NE. Tucker's stretch was the fourth-longest streak in NFL history and the longest in the league since former Ravens K Matt Stover hit 36-straight boots from 2005-06.

89

FGs made by Tucker since his rookie season of 2012, ranking as the NFL's second most (Stephen Gostkowski has 93). "Tuck" has connected on 89 of 98 boots during his career, posting a 90.8 success mark.

PLAYER OF THE WEEK

K Justin Tucker earned his first honor of the 2014 campaign following the Ravens' 23-21 win at Cleveland, as he was named the AFC's Special Teams Player of the Week. Tucker hit a 32-yard game-winning field goal in windy Cleveland conditions and went 3-for-3 on the day, also connecting on 38- and 21-yard field goals. The honor marked his fourth-career AFC Special Teams Player of the Week Award and the Ravens' seventh overall AFC POTW accolade since 2012.

TUCKER IS A STANDOUT

BEST CAREER FIELD GOAL PERCENTAGE (Active Kickers / Min. 70 Att.)			MOST NFL POINTS (Since 2012)		CONSECUTIVE FIELD GOALS MADE (All-Time NFL Streaks)			
Rk.	Player (Team)	FGM-FGA Pct.	Rk.	Player (Team)	Points	Rk.	Kicker (Years)	FGs Made
1.	Justin Tucker (Bal.)	89-98 90.8	1.	Stephen Gostkowski (NE)	428	1.	Mike Vanderjagt (2002-04)	42
2.	Dan Bailey (Dal.)	107-119 89.9	2.	Justin Tucker (Bal.)	365	2.	Gary Anderson (1997-98)	40
3.	Blair Walsh (Min.)	81-92 88.0		Adam Vinatieri (Ind.)	365	3.	Matt Stover (2005-06)	36
4.	S. Hauschka (Sea.)	121-140 86.4	4.	Steven Hauschka (Sea.)	358	4.	Justin Tucker (2013)	33

TUCK'S SUPERB SEASONS

BEST NFL FIELD GOAL PERCENTAGE (2013 Season)			BEST FIELD GOAL PERCENTAGE / ROOKIES (NFL History)			BEST FIELD GOAL PERCENTAGE (Ravens Single-Season History)		
Rk.	Player (Team)	FGM-FGA Pct.	Rk.	Player (Year)	FGM-FGA Pct.	Rk.	Player (Year)	FGM-FGA Pct.
1.	Matt Prater	25-26 96.2	1.	Blair Walsh (2012)	35-38 92.1	1.	Matt Stover (2006)	28-30 93.3
2.	Steven Hauschka	33-35 94.3	2.	Justin Tucker (2012)	30-33 90.9	2.	Justin Tucker (2013)	38-41 92.7
3.	Shaun Suisham	30-32 93.8	3.	Alex Henery (2011)	24-27 88.9	3.	Justin Tucker (2012)	30-33 90.9
4.	Dan Bailey	28-30 93.3	4.	Dan Bailey (2011)	32-37 86.5	4.	Matt Stover (2004)	29-32 90.6
5.	Greg Zuerlein	26-28 92.9	5.	Ryan Succop (2009)	25-29 86.2	5.	Matt Stover (2000)	35-39 89.7
6.	Justin Tucker	38-41 92.7		Kris Brown (1999)	25-29 86.2		Billy Cundiff (2010)	26-29 89.7
	Stephen Gostkowski	38-41 92.7						

RAVENS IN OUR COMMUNITY

HALOTI FAMILY FOUNDATION LUAU



DT Haloti Ngata

On Monday (11/17), **DT Haloti Ngata** hosted his foundation's third-annual charity Luau at the Renaissance Baltimore Harborplace Hotel. Guests, along with Ravens players **DE Chris Canty**, **LS Morgan Cox**, **RB Justin Forsett**, **DE Lawrence Guy**, **P Sam Koch**, **LS Kevin McDermott**, **S Jeromy Miles**, **G/T Jah Reid**, **WR Steve Smith Sr.**, **WR Torrey Smith**, **K Justin Tucker**, **DE DeAngelo Tyson**, **OLB Courtney Upshaw** and **DT Brandon Williams**, enjoyed an evening filled with traditional Polynesian food and dance. All proceeds from the event benefited the Haloti Ngata Family Foundation, which supports educators in Baltimore.

TORREY'S CELEBRITY WAITER NIGHT

Ravens players took off their pads and put on their aprons to support **WR Torrey Smith's** second-annual Celebrity Waiter Night at Ruth Chris Steakhouse (Baltimore) on Tuesday (11/18). The evening featured silent and live auctions, with all proceeds benefitting the Torrey Smith Foundation, a cocktail hour and three-course meal. Ravens players **WR Kamar Aiken**, **WR Marlon Brown**, **QB Joe Flacco**, **DT Haloti Ngata**, **WR Steve Smith Sr.**, **WR Torrey Smith**, **QB Tyrod Taylor**, **S Brynden Trawick** and **K Justin Tucker** served hors d'oeuvres and dinner, took photos and signed autographs for those in attendance.



QB Joe Flacco



Ravens Celebrity Waiters

53 FAMILIES THANKSGIVING DINNER

On Tuesday (11/18), former Raven and current New York Giant LB Jameel McClain and current Ravens **DE Chris Canty** co-hosted McClain's fifth-annual 53 Families Thanksgiving Dinner at the Salvation Army in Middle River. Ravens players **LS Morgan Cox**, **CB Anthony Levine**, **DE Kapron Lewis-Moore**, **QB Tyrod Taylor**, **OLB Courtney Upshaw** and **CB Lardarius Webb** helped serve a hot meal to 53 pre-selected Central-Maryland families, as well as providing packaged food for them to take home for the holidays.



QB Tyrod Taylor and DE Chris Canty

ALPHABETICAL ROSTER

Updated: Nov. 25, 2014

No.	Name	Pos.	Ht.	Wt.	Birthdate	Exp.	College	Hometown
11	Aiken, Kamar	WR	6-2	215	5/30/89	2	Central Florida	Hollywood, FL
31	Brooks, Terrence	S	5-11	200	3/2/91	R	Florida State	Dunnellon, FL
59	Brown, Arthur	ILB	6-0	235	6/17/90	2	Kansas State	Wichita, KS
14	Brown, Marlon	WR	6-5	214	4/22/91	2	Georgia	Memphis, TN
15	Campanaro, Michael	WR/RS	5-9	185	1/25/91	R	Wake Forest	Clarksville, MD
99	Canty, Chris	DE	6-7	317	11/10/82	10	Virginia	Charlotte, NC
62	Cody, Terrence	DT	6-4	345	6/28/88	5	Alabama	Fort Myers, FL
81	Daniels, Owen	TE	6-3	245	11/9/82	9	Wisconsin	Naperville, IL
58	Dumervil, Elvis	OLB	5-11	255	1/19/84	9	Louisville	Miami, FL
26	Elam, Matt	S	5-10	200	9/21/91	2	Florida	West Palm Beach, FL
5	Flacco, Joe	QB	6-6	245	1/16/85	7	Delaware	Audubon, NJ
29	Forsett, Justin	RB	5-8	197	10/14/85	7	California	Lakeland, FL
80	Gillmore, Crockett	TE	6-6	251	11/16/91	R	Colorado State	Bushland, TX
37	Gorrer, Danny	CB	6-0	180	6/1/86	5	Texas A&M	Port Arthur TX
66	Gradkowski, Gino	G/C	6-3	300	11/5/88	3	Delaware	Pittsburgh, PA
67	Guy, Lawrence	DE	6-4	318	3/17/90	3	Arizona State	Las Vegas, NV
33	Hill, Will	S	6-1	207	3/7/90	3	Florida	West Orange, NJ
74	Hurst, James	T	6-5	308	12/17/91	R	North Carolina	Plainfield, IN
39	Jacobs, Tramain	CB	5-11	182	5/20/92	R	Texas A&M	Covington, LA
97	Jernigan, Timmy	DT	6-2	300	9/24/92	R	Florida State	Lake City, FL
12	Jones, Jacoby	WR/RS	6-2	215	7/11/84	8	Lane	New Orleans, LA
44	Juszczyk, Kyle	FB	6-1	248	4/23/91	2	Harvard	Medina, OH
4	Koch, Sam	P	6-1	222	8/13/82	9	Nebraska	Seward, NE
41	Levine, Anthony	CB	5-11	203	3/27/87	3	Tennessee State	Winston-Salem, NC
50	McClellan, Albert	ILB	6-2	248	6/4/86	4	Marshall	Lakeland, FL
47	McDermott, Kevin	LS	6-4	234	1/12/90	2	UCLA	Nashville, TN
90	McPhee, Pernell	OLB	6-3	280	12/17/88	4	Mississippi State	Pahokee, FL
38	Melvin, Rashaan	CB	6-2	193	10/2/89	1	Northern Illinois	Waukegan, IL
36	Miles, Jeromy	S	6-2	211	7/20/87	5	Massachusetts	Sicklerville, NJ
60	Monroe, Eugene	T	6-5	300	4/18/87	6	Virginia	Plainfield, NJ
57	Mosley, C.J.	LB	6-2	235	6/19/92	R	Alabama	Mobile, AL
92	Ngata, Haloti	DT	6-4	340	1/21/84	9	Oregon	Salt Lake City, UT
54	Orr, Zachary	LB	6-0	237	6/9/92	R	North Texas	DeSoto, TX
72	Osemele, Kelechi	G/T	6-5	330	6/24/89	3	Iowa State	Houston, TX
30	Pierce, Bernard	RB	6-0	230	5/10/91	3	Temple	Ardmore, PA
76	Reid, Jah	G/T	6-7	320	7/21/88	4	Central Florida	Haines City, FL
51	Smith, Daryl	ILB	6-2	250	3/14/82	11	Georgia Tech	Albany, GA
89	Smith Sr., Steve	WR	5-9	195	5/12/79	14	Utah	Los Angeles, CA
82	Smith, Torrey	WR	6-0	205	1/26/89	4	Maryland	Falmouth, VA
24	Stewart, Darian	S	5-11	214	8/4/88	5	South Carolina	Huntsville, AL
55	Suggs, Terrell	OLB	6-3	260	10/11/82	12	Arizona State	Chandler, AZ
34	Taliaferro, Lorenzo	RB	6-0	226	12/23/91	R	Coastal Carolina	Yorktown, VA
2	Taylor, Tyrod	QB	6-1	208	8/3/89	4	Virginia Tech	Hampton, VA
28	Trawick, Brynden	S	6-2	225	10/23/89	2	Troy	Marietta, GA
9	Tucker, Justin	K	6-0	189	11/21/89	3	Texas	Austin, TX
93	Tyson, DeAngelo	DE	6-2	315	4/12/89	3	Georgia	Statesboro, GA
91	Upshaw, Courtney	OLB	6-2	272	12/13/89	3	Alabama	Eufaula, AL
64	Urschel, John	G/C	6-3	308	6/24/91	R	Penn State	Buffalo, NY
71	Wagner, Rick	G/T	6-6	310	10/21/89	2	Wisconsin	West Allis, WI
21	Webb, Lardarius	CB/RS	5-10	182	10/12/85	6	Nicholls State	Opelika, AL
98	Williams, Brandon	DT	6-1	335	2/21/89	2	Missouri Southern St.	Kirkwood, MO
73	Yanda, Marshal	G/T	6-3	305	9/15/84	8	Iowa	Anamosa, IA
53	Zuttah, Jeremy	G/C	6-4	300	6/1/86	7	Rutgers	Edison, NJ

Practice Squad

77	Jensen, Ryan	OL	6-4	306	5/27/91	2	Colorado State-Pueblo	Fort Morgan, CO
78	Jones, Marcel	G/T	6-7	320	9/4/88	2	Nebraska	Phoenix, AZ
79	Jones, Terren	T	6-7	341	11/19/91	1	Alabama State	Fort Walton Beach, FL
56	Means, Steven	DE	6-3	260	9/16/90	2	Buffalo	Buffalo, NY
85	Reisner, Allen	TE	6-3	255	9/29/88	3	Iowa	Marion, IA
86	Reuland, Konrad	TE	6-5	260	4/4/87	3	Stanford	Mission Viejo, CA
35	Small, Kiero	FB	5-9	242	5/1/89	R	Arkansas	Baltimore, MD
83	Thompson, Deonte	WR/RS	6-0	203	2/14/89	3	Florida	Belle Glade, FL
43	Toussaint, Fitzgerald	RB	5-10	205	5/4/90	R	Michigan	Youngstown, OH
10	Wenning, Keith	QB	6-3	222	2/14/91	R	Ball State	Coldwater, OH

Injured Reserve - Designated for Return

25	Jackson, Asa (toe)	CB/RS	5-10	182	12/2/89	3	Cal Poly	Sacramento, CA
----	--------------------	-------	------	-----	---------	---	----------	----------------

Injured Reserve

68	Bilukidi, Christo (ankle)	DT	6-5	320	12/13/89	3	Georgia State	Ottawa, Ontario
17	Butler, Jeremy (shoulder)	WR	6-2	218	4/22/91	R	Tennessee-Martin	Sarasota, FL
46	Cox, Morgan (knee)	LS	6-4	233	4/26/86	5	Tennessee	Collierville, TN
95	Lewis-Moore, Kapron (Achilles)	DE	6-4	310	1/24/90	2	Notre Dame	Weatherford, TX
88	Pitta, Dennis (hip)	TE	6-4	245	6/29/85	5	BYU	Moorpark, CA
n/a	Rackley, Will (concussion)	G	6-3	318	10/11/89	4	Lehigh	Riverdale, GA
38	Ross, Aaron (Achilles)	CB	6-0	190	9/15/82	8	Texas	San Antonio, TX
22	Smith, Jimmy (foot)	CB	6-2	209	7/26/88	4	Colorado	Colton, CA
96	Urban, Brent (knee)	DE	6-7	295	5/5/91	R	Virginia	Mississauga, Ontario

NUMERICAL ROSTER

Updated: Nov. 25, 2014

No.	Name	Pos.	Ht.	Wt.	Birthdate	Exp.	College	How Acq.	P	S	DNP	INA
2	Tyrod Taylor	QB	6-1	208	8/3/89	4	Virginia Tech	D6 '11	1	0	10	0
4	Sam Koch	P	6-1	222	8/13/82	9	Nebraska	D6a '06	11	0	0	0
5	Joe Flacco	QB	6-6	245	1/16/85	7	Delaware	D1 '08	11	11	0	0
9	Justin Tucker	K	6-0	189	11/21/89	3	Texas	FA '12	11	0	0	0
11	Kamar Aiken	WR	6-2	215	5/30/89	2	Central Florida	FA '13	11	0	0	0
12	Jacoby Jones	WR/RS	6-2	215	7/11/84	8	Lane	FA '12	11	0	0	0
14	Marlon Brown	WR	6-5	214	4/22/91	2	Georgia	FA '13	9	0	0	2
15	Michael Campanaro	WR/RS	5-9	185	1/25/91	R	Wake Forest	D7 '14	3	0	0	8
21	Lardarius Webb	CB/RS	5-10	182	10/12/85	6	Nicholls State	D3 '09	8	6	0	3
24	Darian Stewart	S	5-11	214	8/4/88	5	South Carolina	UFA (STL) '14	11	11	0	0
26	Matt Elam	S	5-10	200	9/21/91	2	Florida	D1 '13	11	9	0	0
28	Brynden Trawick	S	6-2	225	10/23/89	2	Troy	FA '13	10	0	0	1
29	Justin Forsett	RB	5-8	197	10/14/85	7	California	FA '14	11	9	0	0
30	Bernard Pierce	RB	6-0	230	5/10/91	3	Temple	D3 '12	8	2	1	2
31	Terrence Brooks	S	5-11	200	3/2/91	R	Florida State	D3a '14	9	0	0	2
33	Will Hill	S	6-1	207	3/7/90	3	Florida	FA '14	5	3	0	0
34	Lorenzo Taliaferro	RB	6-0	226	12/23/91	R	Coastal Carolina	D4b '14	11	0	0	0
36	Jeromy Miles	S	6-2	211	7/20/87	5	Massachusetts	WAV (Cin.) '13	11	0	0	0
37	Danny Gorrer	CB	6-0	180	6/1/86	5	Texas A&M	WAV (Det.) '14	8	0	0	0
38	Rashaan Melvin	CB	6-2	193	10/2/89	1	Northern Illinois	FA '14	0	0	0	2
39	Tramain Jacobs	CB	5-11	182	5/20/92	R	Texas A&M	FA '14	2	0	0	0
41	Anthony Levine	CB	5-11	203	3/27/87	3	Tennessee State	FA '12	11	2	0	0
44	Kyle Juszczyk	FB	6-1	248	4/23/91	2	Harvard	D4b '13	11	10	0	0
47	Kevin McDermott	LS	6-4	234	1/12/90	2	UCLA	FA '14	4	0	0	0
50	Albert McClellan	ILB	6-2	248	6/4/86	4	Marshall	FA '10	11	0	0	0
51	Daryl Smith	ILB	6-2	250	3/14/82	11	Georgia Tech	UFA (JAX) '13	11	11	0	0
53	Jeremy Zuttah	G/C	6-4	300	6/1/86	7	Rutgers	TR (TB) '14	11	11	0	0
54	Zachary Orr	LB	6-0	237	6/9/92	R	North Texas	FA '14	10	0	0	1
55	Terrell Suggs	OLB	6-3	260	10/11/82	12	Arizona State	D1a '03	11	11	0	0
57	C.J. Mosley	LB	6-2	235	6/19/92	R	Alabama	D1 '14	11	11	0	0
58	Elvis Dumervil	OLB	5-11	253	1/19/84	9	Louisville	FA '13	11	0	0	0
59	Arthur Brown	ILB	6-0	235	6/17/90	2	Kansas State	D2 '13	2	0	0	9
60	Eugene Monroe	T	6-5	300	4/18/87	6	Virginia	TR (JAX) '13	7	7	0	4
62	Terrence Cody	DT	6-4	345	6/28/88	5	Alabama	D2b '10	0	0	0	2
64	John Urschel	G/C	6-3	308	6/24/91	R	Penn State	D5 '14	6	2	0	5
66	Gino Gradkowski	G/C	6-3	300	11/5/88	3	Delaware	D4a '12	7	0	0	4
67	Lawrence Guy	DE	6-4	318	3/17/90	3	Arizona State	WAV (SD) '14	9	0	0	2
71	Rick Wagner	G/T	6-6	310	10/21/89	2	Wisconsin	D5 '13	11	11	0	0
72	Kelechi Osemele	G/T	6-5	330	6/24/89	3	Iowa State	D2b '12	9	9	0	2
73	Marshal Yanda	G/T	6-3	305	9/15/84	8	Iowa	D3b '07	11	11	0	0
74	James Hurst	T	6-5	308	12/17/91	R	North Carolina	FA '14	11	4	0	0
76	Jah Reid	G/T	6-7	320	7/21/88	4	Central Florida	D3 '11	4	0	0	7
80	Crockett Gillmore	TE	6-6	251	11/16/91	R	Colorado State	D3b '14	11	1	0	0
81	Owen Daniels	TE	6-3	245	11/9/82	9	Wisconsin	FA '14	10	8	0	1
82	Torrey Smith	WR	6-0	205	1/26/89	4	Maryland	D2 '11	11	11	0	0
89	Steve Smith Sr.	WR	5-9	195	5/12/79	14	Utah	FA '14	11	11	0	0
90	Pernell McPhee	OLB	6-3	280	12/17/88	4	Mississippi State	D5b '11	11	0	0	0
91	Courtney Upshaw	OLB	6-2	272	12/13/89	3	Alabama	D2a '12	11	11	0	0
92	Haloti Ngata	DT	6-4	340	1/21/84	9	Oregon	D1 '06	11	11	0	0
93	DeAngelo Tyson	DE	6-2	315	4/12/89	3	Georgia	D7 '12	9	4	0	2
97	Timmy Jernigan	DT	6-2	300	9/24/92	R	Florida State	D2 '14	7	0	0	4
98	Brandon Williams	DT	6-1	335	2/21/89	2	Missouri Southern St.	D3 '13	11	10	0	0
99	Chris Canty	DE	6-7	317	11/10/82	10	Virginia	FA '13	7	7	0	4

Practice Squad

10	Keith Wenning	QB	6-3	222	2/14/91	R	Ball State	D6 '14	0	0	0	0
35	Kiero Small	FB	5-9	242	5/1/89	R	Arkansas	FA '14	3	3	0	0
43	Fitzgerald Toussaint	RB	5-10	205	5/4/90	R	Michigan	FA '14	0	0	1	1
56	Steven Means	DE	6-3	260	9/16/90	2	Buffalo	FA '14	1	0	0	0
77	Ryan Jensen	OL	6-4	306	5/27/91	2	Colorado State-Pueblo	D6b '13	0	0	0	0
78	Marcel Jones	G/T	6-7	320	9/4/88	2	Nebraska	FA '14	0	0	0	0
79	Terren Jones	T	6-7	341	11/19/91	1	Alabama State	FA '14	0	0	0	0
83	Deonte Thompson	WR/RS	6-0	203	2/14/89	3	Florida	FA '12	0	0	0	2
85	Allen Reisner	TE	6-3	255	9/29/88	3	Iowa	FA '14	0	0	0	0
86	Konrad Reuland	TE	6-5	260	4/4/87	3	Stanford	FA '14	0	0	0	0

Injured Reserve - Designated for Return

25	Asa Jackson (toe)	CB/RS	5-10	182	12/2/89	3	Cal Poly	D5 '12	5	4	0	0
----	-------------------	-------	------	-----	---------	---	----------	--------	---	---	---	---

Injured Reserve

17	Jeremy Butler (shoulder)	WR	6-2	218	4/22/91	R	Tennessee-Martin	FA '14	0	0	0	0
22	Jimmy Smith (foot)	CB	6-2	209	7/26/88	4	Colorado	D1 '11	8	8	0	1
38	Aaron Ross (Achilles)	CB	6-0	190	9/15/82	8	Texas	UFA (NYG) '14	0	0	0	0
46	Morgan Cox (knee)	LS	6-4	233	4/26/86	5	Tennessee	FA '10	7	0	0	0
67	Will Rackley (concussion)	G	6-3	318	10/11/89	4	Lehigh	FA '14	0	0	0	0
68	Christo Bilukidi (ankle)	DT	6-5	320	12/13/89	3	Georgia State	WAV (CIN) '14	4	0	0	1
88	Dennis Pitta (hip)	TE	6-4	245	6/29/85	5	BYU	D4 '10	3	3	0	0
95	Kapron Lewis-Moore (Achilles)	DE	6-4	310	1/24/90	2	Notre Dame	D6a '13	0	0	0	0
96	Brent Urban (knee)	DE	6-7	295	5/5/91	R	Virginia	D4a '14	0	0	0	0

POSITIONAL ROSTER

Updated: Nov. 25, 2014

QUARTERBACKS

2 Tyrod Taylor QB
5 Joe Flacco QB

WIDE RECEIVERS

11 Kamar Aiken WR
12 Jacoby Jones WR/RS
14 Marlon Brown WR
15 Michael Campanaro WR/RS
82 Torrey Smith WR
89 Steve Smith Sr. WR

RUNNING BACKS

29 Justin Forsett RB
30 Bernard Pierce RB
34 Lorenzo Taliaferro RB
44 Kyle Juszczyk FB

TIGHT ENDS

80 Crockett Gillmore TE
81 Owen Daniels TE

OFFENSIVE LINE

53 Jeremy Zuttah G/C
60 Eugene Monroe T
64 John Urschel G/C
66 Gino Gradkowski G/C
71 Rick Wagner G/T
72 Kelechi Osemele G/T
73 Marshal Yanda G/T
74 James Hurst T
76 Jah Reid G/T

SPECIALISTS

4 Sam Koch P
9 Justin Tucker K
47 Kevin McDermott LS

SECONDARY

21 Lardarius Webb CB/RS
24 Darian Stewart S
26 Matt Elam S
28 Brynden Trawick S
31 Terrence Brooks S
33 Will Hill S
36 Jeromy Miles S
37 Danny Gorrer CB
38 Rashaan Melvin CB
39 Tramain Jacobs CB
41 Anthony Levine CB

LINEBACKERS

50 Albert McClellan ILB
51 Daryl Smith ILB
54 Zachary Orr LB
55 Terrell Suggs OLB
57 C.J. Mosley LB
58 Elvis Dumervil OLB
59 Arthur Brown ILB
90 Pernell McPhee OLB
91 Courtney Upshaw OLB

DEFENSIVE LINE

62 Terrence Cody DT
67 Lawrence Guy DE
92 Haloti Ngata DT
93 DeAngelo Tyson DE
97 Timmy Jernigan DT
98 Brandon Williams DT
99 Chris Canty DE

PRACTICE SQUAD

10 Keith Wenning QB
35 Kiero Small FB
43 Fitzgerald Toussaint RB
56 Steven Means DE
77 Ryan Jensen OL
78 Marcel Jones G/T
79 Terren Jones T
83 Deonte Thompson WR/RS
85 Allen Reisner TE
86 Konrad Reuland TE

RESERVE/INJURED - DESIGNATED FOR RETURN

25 Asa Jackson (toe) CB/RS

RESERVE/INJURED

17 Jeremy Butler (shoulder) WR
22 Jimmy Smith (foot) CB
38 Aaron Ross (Achilles) CB
46 Morgan Cox (knee) LS
n/a Will Rackley (concussion) G
68 Christo Bilukidi (ankle) DT
88 Dennis Pitta (hip) TE
95 Kapron Lewis-Moore (Achilles) DE
96 Brent Urban (knee) DE

COACHING STAFF

John Harbaugh Head Coach
Jerry Rosburg Special Teams Coordinator/Associate Head Coach
Gary Kubiak Offensive Coordinator
Dean Pees Defensive Coordinator
Juney Barnett Assistant Strength and Conditioning
Clarence Brooks Defensive Line
Juan Castillo Offensive Line
Bill DeLorbe Cross Training Specialist
Rick Dennison Quarterbacks
Bobby Engram Wide Receivers
Thomas Hammock Running Backs
Chris Hewitt Assistant Defensive Backs
Don Martindale Inside Linebackers

Ted Monachino Linebackers
Brian Pariani Tight Ends
Bob Rogucki Strength and Conditioning
Steve Spagnuolo Secondary/Assistant Head Coach
Craig Ver Steeg Senior Offensive Assistant
Todd Washington Assistant Offensive Line
Matt Weiss Defensive Quality Control/Linebackers Assistant
Randy Brown Kicking Consultant
Jay Harbaugh Offensive Quality Control
Megan McLaughlin Executive Assistant/Football Information Manager
Dan Parsons Assistant to Head Coach
Drew Wilkins Coaching Staff Assistant

DEPTH CHART

Last updated Nov. 25 by Ravens PR staff.

OFFENSE

LWR	82	Torrey Smith (11/11)	14	Marlon Brown (9/0)	<u>15</u>	<u>Michael Campanaro (3/0)*</u>
RWR	89	Steve Smith Sr. (11/11)	11	Kamar Aiken (11/0)	12	Jacoby Jones (11/0)
LT	60	Eugene Monroe (7/7)	<u>74</u>	<u>James Hurst (11/4)</u>		
LG	72	Kelechi Osemele (9/9)	<u>64</u>	<u>John Urschel (6/2)</u>		
C	53	Jeremy Zuttah (11/11)	66	Gino Gradkowski (7/0)		
RG	73	Marshal Yanda (11/11)	<u>64</u>	<u>John Urschel (6/2)</u>		
RT	71	Rick Wagner (11/11)	76	Jah Reid (4/0)*		
TE	81	Owen Daniels (10/8)	<u>80</u>	<u>Crockett Gillmore (11/1)</u>		
QB	5	Joe Flacco (11/11)	2	Tyrod Taylor (1/0)		
FB	44	Kyle Juszczyk (11/10)				
RB	29	Justin Forsett (11/9)	30	Bernard Pierce (8/2)	<u>34</u>	<u>Lorenzo Taliaferro (11/0)</u>

DEFENSE

DT	92	Haloti Ngata (11/11)	<u>97</u>	<u>Timmy Jernigan (7/0)</u>		
NT	98	Brandon Williams (11/10)	62	Terrence Cody (0/0)		
DE	99	Chris Canty (7/7)	67	Lawrence Guy (9/0)	93	DeAngelo Tyson (9/4)
OLB	55	Terrell Suggs (11/11)	90	Pernell McPhee (11/0)		
ILB	<u>57</u>	<u>C.J. Mosley (11/11)</u>	59	Arthur Brown (2/0)		
ILB	51	Daryl Smith (11/11)	50	Albert McClellan (11/0)	<u>54</u>	<u>Zachary Orr (10/0)</u>
Sam	91	Courtney Upshaw (11/11) -or-	58	Elvis Dumervil (11/0)		
LCB	21	Lardarius Webb (8/6)	37	Danny Gorrer (8/0)		
SS	33	Will Hill (5/3) -or-	26	Matt Elam (11/9)	28	Brynden Trawick (10/0)
FS	24	Darian Stewart (11/11)	<u>31</u>	<u>Terrence Brooks (9/0)</u>	36	Jeromy Miles (11/0)
RCB	41	Anthony Levine (11/2)	<u>39</u>	<u>Tramain Jacobs (2/0)</u>	38	Rashaan Melvin (0/0)

SPECIAL TEAMS

P	4	Sam Koch (11/0)				
K	9	Justin Tucker (11/0)				
H	4	Sam Koch (11/0)				
LS	47	Kevin McDermott (4/0)				
KOR	12	Jacoby Jones (11/0)	<u>15</u>	<u>Michael Campanaro (3/0)*</u>	21	Lardarius Webb (8/6)
PR	12	Jacoby Jones (11/0)	<u>15</u>	<u>Michael Campanaro (3/0)*</u>	21	Lardarius Webb (8/6)

(2014 Games Played/Games Started)

Rookie Players Underlined

* Injured Player

PRONUNCIATION GUIDE

Players: Kamar Aiken (kuh-MARR); Christo Bilukidi (bill-oo-KEE-dee); Michael Campanaro (camp-ah-NAIR-oh); Danny Gorrer (GORE-er); Asa Jackson (ACE-uh); Kyle Juszczyk (YOOZ-check); Sam Koch (Cook); Anthony Levine (luh-VEEN); Kapron Lewis-Moore (CAP-rin); Pernell McPhee (purr-NELL); Haloti Ngata (ha-LOW-tee NAH-tah); Kelechi Osemele (kah-LETCH-ee oh-SEM-uh-lee); Dennis Pitta (PIT-uh); Fitzgerald Toussaint (TOO-sawnt); Brynden Trawick (BREN-den TRAH-wick); Lardarius Webb (lahr-DARE-ee-us); Marshal Yanda (YAWN-da); Jeremy Zuttah (ZOO-tuh)
Coaches: Juan Castillo (cass-TEE-yo); Ted Monachino (mah-nah-KEY-no); Brian Pariani (pair-ee-ON-ee); Bob Rogucki (ruh-GUS-key); Steve Spagnuolo (spag-NO-low); Craig Ver Steeg (ver-STEGG)

PARTICIPATION CHART

REGULAR SEASON TOTALS

Player

	9/7 vs. Cin.	9/11 vs. Pitt.	9/21 at Cle.	9/28 vs. Car.	10/5 at Ind.	10/12 at TB	10/19 vs. Atl.	10/26 at Cin.	11/2 at Pit.	11/9 vs. Ten.	11/24 at NO	11/30 vs. SD	12/7 at Mia.	12/14 vs. Jac.	12/21 at Hou.	12/28 vs. Cle.	GAMES PLAYED	GAMES STARTED	DID NOT PLAY	INACTIVE
Aiken, Kamar	X	X	X	X	X	X	X	X	X	X	X						11	0	0	0
Bilukidi, Christo	NOR	INA	X	X	X	X	X	IR	IR	IR	IR						4	0	0	1
Brooks, Terrence	X	X	INA	X	X	X	X	X	INA	X	X						9	0	0	2
Brown, Arthur	INA	INA	INA	INA	INA	INA	INA	INA	X	X	INA						2	0	0	9
Brown, Chykie	LCB	X	X	X	X	X	INA	INA	X	NOR	NOR						7	1	0	2
Brown, Marlon	X	X	X	X	X	INA	INA	X	X	X	X						9	0	0	2
Butler, Jeremy	IR	IR	IR	IR	IR	IR	IR	IR	IR	IR	IR						0	0	0	0
Bynes, Josh	PS	PS	PS	NOR	NOR	NOR	NOR	NOR	NOR	NOR	NOR						0	0	0	0
Campanaro, Michael	INA	INA	INA	INA	INA	X	X	X	INA	INA	INA						3	0	0	8
Canty, Chris	DL	DL	DE	DE	INA	INA	INA	INA	DE	DE	DE						7	7	0	4
Cody, Terrence	PUP	PUP	PUP	PUP	PUP	PUP	PUP	PUP	INA	INA	INA						0	0	0	2
Cox, Derek	NOR	NOR	NOR	NOR	NOR	NOR	NOR	NOR	NOR	NOR	NOR						0	0	0	0
Cox, Morgan	X	X	X	X	X	X	X	IR	IR	IR	IR						7	0	0	0
Daniels, Owen	X	TE	X	TE	TE	TE	TE	INA	TE	TE	TE						10	8	0	1
Davis, Jace	NOR	NOR	NOR	NOR	NOR	NOR	NOR	NOR	PS	PS	NOR						0	0	0	0
Dumervil, Elvis	X	X	X	X	X	X	X	X	X	X	X						11	0	0	0
Elam, Matt	SS	SS	SS	SS	SS	SS	SS	SS	SS	X	X						11	9	0	0
Flacco, Joe	QB	QB	QB	QB	QB	QB	QB	QB	QB	QB	QB						11	11	0	0
Forsett, Justin	X	X	RB	RB	RB	RB	RB	RB	RB	RB	RB						11	9	0	0
Franks, Dominique	NOR	NOR	NOR	NOR	NOR	X	X	X	RCB	NOR	NOR						4	1	0	0
Gillmore, Crockett	X	X	X	X	X	X	X	TE	X	X	X						11	1	0	0
Gorrer, Danny	NOR	NOR	NOR	NOR	NOR	NOR	NOR	NOR	NOR	X	X						2	0	0	0
Gradkowski, Gino	X	X	X	X	X	X	X	INA	INA	INA	INA						7	0	0	4
Guy, Lawrence	NOR	NOR	NOR	INA	X	X	X	X	INA	X	X						6	0	0	2
Hill, Will	SUSP	SUSP	SUSP	SUSP	SUSP	SUSP	X	X	DB	SS	SS						5	3	0	0
Hurst, James	X	X	X	LT	LT	LT	LT	X	X	X	X						11	4	0	0
Jackson, Asa	X	LCB	LCB	LCB	LCB	IRDR	IRDR	IRDR	IRDR	IRDR	IRDR						5	4	0	0
Jacobs, Tramain	PS	PS	PS	PS	PS	PS	PS	PS	PS	X	X						2	0	0	0
Jensen, Ryan	PS	PS	PS	PS	PS	PS	PS	PS	PS	PS	PS						0	0	0	0
Jernigan, Timmy	X	X	INA	INA	INA	INA	X	X	X	X	X						7	0	0	4
Jones, Jacoby	X	X	X	X	X	X	X	X	X	X	X						11	0	0	0
Jones, Marcel	PS	PS	PS	PS	PS	PS	PS	PS	PS	PS	PS						0	0	0	0
Jones, Terren	NOR	NOR	NOR	NOR	NOR	NOR	NOR	NOR	NOR	NOR	PS						0	0	0	0
Juszczyk, Kyle	FB	X	FB	FB	FB	FB	FB	FB	FB	FB	FB						11	10	0	0
Koch, Sam	X	X	X	X	X	X	X	X	X	X	X						11	0	0	0
Levine, Anthony	X	X	X	X	X	X	X	X	X	RCB	RCB						11	2	0	0
Lewis-Moore, Kapron	IR	IR	IR	IR	IR	IR	IR	IR	IR	IR	IR						0	0	0	0
McClellan, Albert	X	X	X	X	X	X	X	X	X	X	X						11	0	0	0
McDermott, Kevin	NOR	NOR	NOR	NOR	NOR	NOR	NOR	X	X	X	X						4	0	0	0
McPhee, Pernell	X	X	X	X	X	X	X	X	X	X	X						11	0	0	0
Means, Steven	NOR	NOR	NOR	NOR	NOR	PS	PS	PS	PS	PS	PS						0	0	0	0
Meder, Jamie	PS	PS	PS	PS	PS	PS	PS	PS	PS	PS	NOR						0	0	0	0
Melvin, Rashaan	NOR	NOR	NOR	NOR	NOR	NOR	NOR	NOR	NOR	INA	INA						0	0	0	2
Miles, Jeromy	X	X	X	X	X	X	X	X	X	X	X						11	0	0	0
Monroe, Eugene	LT	LT	LT	INA	INA	INA	INA	LT	LT	LT	LT						7	7	0	4
Mosley, C.J.	ILB	ILB	ILB	ILB	ILB	ILB	ILB	ILB	ILB	ILB	ILB						11	11	0	0
Ngata, Haloti	DT	DT	DT	DT	DT	DT	DT	DT	DT	DT	DT						11	11	0	0
Ogbuehi, Emmanuel	NOR	NOR	NOR	PS	PS	PS	PS	PS	PS	PS	NOR						0	0	0	0
Olatoye, Deji	NOR	NOR	NOR	NOR	NOR	NOR	NOR	NOR	NOR	NOR	NOR						0	0	0	0
Orr, Zachary	X	X	X	X	X	X	X	X	INA	X	X						10	0	0	1
Osemele, Kelechi	LG	LG	LG	LG	LG	INA	INA	LG	LG	LG	LG						9	9	0	2
Pataiali'i, A.J.	NOR	NOR	NOR	NOR	NOR	NOR	NOR	NOR	NOR	NOR	NOR						0	0	0	0
Pierce, Bernard	RB	RB	INA	DNP	X	X	X	INA	X	X	X						8	2	1	2
Pitta, Dennis	TE	TE	TE	IR	IR	IR	IR	IR	IR	IR	IR						3	3	0	0
Rackley, Will	IR	IR	IR	IR	IR	IR	IR	IR	IR	IR	IR						0	0	0	0
Reid, Jah	INA	INA	INA	X	X	X	X	INA	INA	INA	INA						4	0	0	7
Reisner, Allen	NOR	NOR	NOR	NOR	NOR	NOR	NOR	NOR	NOR	NOR	PS						0	0	0	0
Reuland, Konrad	NOR	NOR	NOR	NOR	NOR	NOR	NOR	NOR	NOR	NOR	PS						0	0	0	0
Rice, Ray	SUSP	NOR	NOR	NOR	NOR	NOR	NOR	NOR	NOR	NOR	NOR						0	0	0	0
Ross, Aaron	IR	IR	IR	IR	IR	IR	IR	IR	IR	IR	IR						0	0	0	0
Simon, John	PS	PS	PS	PS	PS	NOR	NOR	NOR	NOR	NOR	NOR						0	0	0	0
Small, Kiero	NOR	NOR	NOR	NOR	NOR	NOR	NOR	NOR	NOR	NOR	PS						0	0	0	0
Smith, Daryl	ILB	ILB	ILB	ILB	ILB	ILB	ILB	ILB	ILB	ILB	ILB						11	11	0	0
Smith, Jimmy	RCB	RCB	RCB	RCB	RCB	RCB	RCB	RCB	INA	IR	IR						8	8	0	1
Smith Sr., Steve	WR	WR	WR	WR	WR	WR	WR	WR	RWR	RWR	RWR						11	11	0	0
Smith, Torrey	WR	WR	WR	WR	WR	WR	WR	WR	LWR	LWR	LWR						11	11	0	0
Stewart, Darian	FS	FS	FS	FS	FS	FS	FS	FS	FS	FS	FS						11	11	0	0
Suggs, Terrell	OLB	OLB	OLB	OLB	OLB	OLB	OLB	OLB	OLB	OLB	OLB						11	11	0	0
Supernaw, Phillip	PS	PS	PS	X	INA	PS	PS	X	X	PS	NOR						3	0	0	1
Taliaferro, Lorenzo	X	X	X	X	X	X	X	X	X	X	X						11	0	0	0
Taylor, Ryan	NOR	NOR	NOR	NOR	NOR	INA	INA	NOR	NOR	NOR	NOR						0	0	0	2
Taylor, Tyrod	DNP	DNP	DNP	DNP	DNP	X	DNP	DNP	DNP	DNP	DNP						1	0	10	0
Thompson, Deonte	INA	INA	NOR	PS	PS	PS	PS	PS	PS	PS	PS						0	0	0	2
Toussaint, Fitzgerald	INA	PS	DNP	PS	PS	PS	PS	PS	PS	PS	PS						0	0	1	1
Trawick, Brynden	X	X	X	X	X	X	X	X	X	INA	X						10	0	0	1
Tucker, Justin	X	X	X	X	X	X	X	X	X	X	X						11	0	0	0
Tyson, DeAngelo	X	X	X	X	DE	DE	DE	DE	X	INA	INA						9	4	0	2
Upshaw, Courtney	OLB	OLB	SAM	SAM	SAM	SAM	SAM	SAM	SAM	SAM	SAM						11	11	0	0
Urban, Brent	IR	IR	IR	IR	IR	IR	IR	IR	IR	IR	IR						0	0	0	0
Urschel, John	INA	INA	INA	INA	INA	LG	LG	X	X	X	X						6	2	0	5
Wagner, Rick	RT	RT	RT	RT	RT	RT	RT	RT	RT	RT	RT						11	11	0	0
Webb, Lardarius	INA	INA	X	INA	X	LCB	LCB	LCB	LCB	LCB	LCB						8	6	0	3
Wenning, Keith	PS	PS	PS	PS	PS	PS	PS	PS	PS	PS	PS						0	0	0	0
Williams, Brandon	DE	DE	NT	NT	NT	NT	NT	NT	X	NT	NT						11	10	0	0
Yanda, Marshal	RG	RG	RG	RG	RG	RG	RG	RG	RG	RG	RG						11	11	0	0
Young, Lou	NOR	NOR	PS	PS	PS	NOR	NOR	NOR	NOR	NOR	NOR						0	0	0	0
Zuttah, Jeremy	C	C	C	C	C	C	C	C	C	C	C						11	11	0	0

X=substituted; IR=injured reserve; IRDR=injured reserve/designated return; PUP=physically unable to perform; NOR=not on roster; PS=practice squad; NF=non-football injury; SUSP=suspended

GAME-BY-GAME STARTERS

OFFENSE

GAME	WR	LT	LG	C	RG	RT	TE	WR	QB	RB	FB	OTHER
09/07/14	Smith	Monroe	Osemele	Zuttah	Yanda	Wagner	Pitta	Smith Sr.	Flacco	Pierce	Juszczzyk	
09/11/14	Smith	Monroe	Osemele	Zuttah	Yanda	Wagner	Pitta	Smith Sr.	Flacco	Pierce	n/a	Daniels (TE)
09/21/14	Smith	Monroe	Osemele	Zuttah	Yanda	Wagner	Pitta	Smith Sr.	Flacco	Forsett	Juszczzyk	
09/28/14	Smith	Hurst	Osemele	Zuttah	Yanda	Wagner	Daniels	Smith Sr.	Flacco	Forsett	Juszczzyk	
10/05/14	Smith	Hurst	Osemele	Zuttah	Yanda	Wagner	Daniels	Smith Sr.	Flacco	Forsett	Juszczzyk	
10/12/14	Smith	Hurst	Urschel	Zuttah	Yanda	Wagner	Daniels	Smith Sr.	Flacco	Forsett	Juszczzyk	
10/19/14	Smith	Hurst	Urschel	Zuttah	Yanda	Wagner	Daniels	Smith Sr.	Flacco	Forsett	Juszczzyk	
10/26/14	Smith	Monroe	Osemele	Zuttah	Yanda	Wagner	Gillmore	Smith Sr.	Flacco	Forsett	Juszczzyk	
11/02/14	Smith	Monroe	Osemele	Zuttah	Yanda	Wagner	Daniels	Smith Sr.	Flacco	Forsett	Juszczzyk	
11/09/14	Smith	Monroe	Osemele	Zuttah	Yanda	Wagner	Daniels	Smith Sr.	Flacco	Forsett	Juszczzyk	
11/24/14	Smith	Monroe	Osemele	Zuttah	Yanda	Wagner	Daniels	Smith Sr.	Flacco	Forsett	Juszczzyk	
11/30/14												
12/07/14												
12/14/14												
12/21/14												
12/28/14												

DEFENSE

GAME	DT	DE	NT	SAM	MIKE	WILL	RUSH	RCB	LCB	SS	FS	OTHER
09/07/14	Ngata	Canty	Williams	Upshaw	D. Smith	Mosley	Suggs	J. Smith	Brown	Elam	Stewart	
09/11/14	Ngata	Canty	Williams	Upshaw	D. Smith	Mosley	Suggs	J. Smith	Jackson	Elam	Stewart	
09/21/14	Ngata	Canty	Williams	Upshaw	D. Smith	Mosley	Suggs	J. Smith	Jackson	Elam	Stewart	
09/28/14	Ngata	Canty	Williams	Upshaw	D. Smith	Mosley	Suggs	J. Smith	Jackson	Elam	Stewart	
10/05/14	Ngata	Tyson	Williams	Upshaw	D. Smith	Mosley	Suggs	J. Smith	Jackson	Elam	Stewart	
10/12/14	Ngata	Tyson	Williams	Upshaw	D. Smith	Mosley	Suggs	J. Smith	Webb	Elam	Stewart	
10/19/14	Ngata	Tyson	Williams	Upshaw	D. Smith	Mosley	Suggs	J. Smith	Webb	Elam	Stewart	
10/26/14	Ngata	Tyson	Williams	Upshaw	D. Smith	Mosley	Suggs	J. Smith	Webb	Elam	Stewart	
11/02/14	Ngata	Canty	n/a	Upshaw	D. Smith	Mosley	Suggs	Franks	Webb	Hill	Stewart	Elam (DB)
11/09/14	Ngata	Canty	Williams	Upshaw	D. Smith	Mosley	Suggs	Levine	Webb	Hill	Stewart	
11/24/14	Ngata	Canty	Williams	Upshaw	D. Smith	Mosley	Suggs	Levine	Webb	Hill	Stewart	
11/30/14												
12/07/14												
12/14/14												
12/21/14												
12/28/14												

Bold denotes first NFL start

2014 TRANSACTIONS

- **Dec. 30, 2013:** Signed WR Kamar Aiken, TE Matt Furstenburg, DT Cody Larsen, T David Mims, TE Nathan Overbay, WR Gerrard Sheppard, QB Nick Stephens and G Reggie Stephens to Reserve/Future Contracts.
- **Jan. 2:** Signed **RB Cierre Wood** to a Reserve/Future contract.
- **Feb. 27:** Terminated the contracts of vested veterans FB Vonta Leach and LB Jameel McClain.
- **March 5:** Re-signed unrestricted free agent TE Dennis Pitta.
- **March 11:** Re-signed restricted free agent LB Albert McClellan.
- **March 12:** Re-signed unrestricted free agent T Eugene Monroe.
- **March 13:** Re-signed unrestricted free agent WR/RS Jacoby Jones.
- **March 14:** Re-signed unrestricted free agent S Jeromy Miles; Signed free agent **WR Steve Smith, Sr.**
- **March 17:** Re-signed unrestricted free agent LB Daryl Smith.
- **March 19:** Re-signed exclusive rights free agent S Brynden Trawick.
- **March 24:** Signed unrestricted free agent **S Darian Stewart**.
- **March 26:** Traded a 2015 draft choice to Tampa Bay in exchange for **G/C Jeremy Zuttah**.
- **April 4:** Signed free agent **TE Owen Daniels** and **RB Justin Forsett**; Re-signed unrestricted free agent NT Terrence Cody.
- **April 16:** Re-signed exclusive rights free agent OLB D.J. Bryant.
- **April 18:** Re-signed exclusive rights free agent LB Josh Byner.
- **April 21:** Re-signed exclusive rights free agents OLB Adrian Hamilton and S Anthony Levine.
- **April 24:** Signed free agent WR LaQuan Williams.
- **April 29:** Re-signed exclusive rights free agent S Omar Brown.
- **May 12:** Signed rookie free agents **LB Xavius Boyd, DT Levi Brown, WR Jeremy Butler, WR Jace Davis, T Parker Graham, DT Derrick Hopkins, T James Hurst, CB Tramain Jacobs, P Richie Leone, DT Jamie Meder, S Dexter Moody, CB Deji Olatoye, LB Zachary Orr, DT A.J. Pataiali'i, CB Avery Patterson, CB Sammy Seamster** and **T Brett Van Sloten**.
- **May 13:** Signed rookie free agent **LB Ryan Jones**.
- **May 14:** Signed 2014 draft picks **TE Crockett Gillmore, G/C John Urschel** and **QB Keith Wenning**.
- **May 15:** Signed 2014 draft pick **WR Michael Campanaro**.
- **May 16:** Signed 2014 draft pick **RB Lorenzo Taliaferro**.
- **May 17:** Signed 2014 draft picks **DT Timmy Jernigan** and **DE Brent Urban**.
- **May 19:** Waived TE Matt Furstenburg, DL/OL Cody Larsen and LB D.J. Bryant (failed physical); Signed free agents **FB Shaun Chapas, G Will Rackley** and **TE Phillip Supernaw**.
- **May 27:** Signed 2014 draft pick **LB C.J. Mosley**.
- **May 29:** Waived (injured) LB Ryan Jones; Signed rookie free agent **RB Fitzgerald Toussaint**.
- **May 30:** Waived QB Nick Stephens; Signed 2014 draft pick **S Terrence Brooks** and rookie free agent **LB D.J. Roberts**.
- **June 17:** Waived (failed physicals) OLB Adrian Hamilton and WR Aaron Mellette.
- **June 20:** Waived (failed physical) LB Xavius Boyd; Waived S Dexter Moody and CB Avery Patterson; Signed **OLB Nicholas DiMarco, CB Dominique Franks, CB Aaron Ross, LB Austin Spitler** and **WR Mike Willie**.
- **July 24:** Placed CB Aaron Ross (Achilles) on Injured Reserve.
- **July 26:** Signed free agent **S Will Hill**.
- **July 29:** Waived WR Gerrard Sheppard; Signed free agent **CB Marrio Norman**.
- **Aug. 25:** Waived S Omar Brown, LB Nicholas DiMarco, P Richie Leone, T David Mims, CB Marrio Norman, CB Deji Olatoye, LB Austin Spitler, WR LaQuan Williams, WR Mike Willie and CB Cierre Wood; Waived (injured) FB Shaun Chapas and T Brett Van Sloten; Placed DE Kapron Lewis-Moore (Achilles), G Will Rackley (concussion) and DE Brent Urban (knee) on Injured Reserve.
- **Aug. 27:** Waived WR Jace Davis; Signed free agent **CB Derek Cox**.
- **Aug. 29:** Waived DT Levi Brown, DT Derrick Hopkins, TE Nathan Overbay, OLB D.J. Roberts and C Reggie Stephens.
- **Aug. 30:** Placed DT Terrence Cody (hip) on the Physically Unable to Perform list; Placed WR Jeremy Butler (shoulder) on Injured Reserve; Terminated the contracts of vested veterans CB Derek Cox and CB Dominique Franks; Waived T Parker Graham, CB Tramain Jacobs, G/C Ryan Jensen, DT Jamie Meder, DT A.J. Pataiali'i, CB Sammy Seamster, G/C A.Q. Shipley, OLB John Simon, TE Phillip Supernaw, RB Fitzgerald Toussaint and QB Keith Wenning.
- **Aug. 31:** Signed the following players to the practice squad: CB Tramain Jacobs, OL Ryan Jensen, DT Jamie Meder, CB Deji Olatoye, DT A.J. Pataiali'i, OLB John Simon, TE Phillip Supernaw, RB Fitzgerald Toussaint and QB Keith Wenning.
- **Sept. 1:** Signed **G/T Marcel Jones** to the practice squad.
- **Sept. 2:** Waived LB Josh Byner; Re-signed veteran CB Derek Cox.
- **Sept. 3:** Waived CB Deji Olatoye from the practice squad; Signed **CB Jamell Fleming** to the practice squad.
- **Sept. 4:** Waived DT A.J. Pataiali'i from the practice squad; Re-signed LB Josh Byner to the practice squad.
- **Sept. 6:** Waived CB Derek Cox; Elevated RB Fitzgerald Toussaint from the practice squad to the 53-man roster.
- **Sept. 8:** Terminated the contract of vested veteran **RB Ray Rice**; Waived RB Fitzgerald Toussaint; Claimed from waivers (Cin.) **DT Christo Bilukidi**.
- **Sept. 9:** Re-signed RB Fitzgerald Toussaint to the practice squad.
- **Sept. 15:** Signed **CB Lou Young** to the practice squad after CB Jamell Fleming was signed off the Ravens' practice squad by Kansas City.
- **Sept. 22:** Waived WR/RS Deonte Thompson; Signed RB Fitzgerald Toussaint from the practice squad to the 53-man roster.
- **Sept. 23:** Waived RB Fitzgerald Toussaint; Re-signed WR/RS Deonte Thompson to the 53-man roster; Re-signed DT A.J. Pataiali'i to the practice squad; Placed TE Dennis Pitta (hip) on Injured Reserve; Elevated TE Phillip Supernaw from the practice squad to the 53-man roster; Signed **TE Emmanuel Ogbuehi** to the practice squad.
- **Sept. 24:** Waived WR/RS Deonte Thompson; Claimed from waivers (SD) **DE Lawrence Guy**; Re-signed RB Fitzgerald Toussaint to the practice squad.
- **Sept. 26:** Waived DT A.J. Pataiali'i from the practice squad; Re-signed WR/RS Deonte Thompson to the practice squad.
- **Oct. 7:** Waived TE Phillip Supernaw; Claimed from waivers (GB) **TE Ryan Taylor**; Signed **DE Steven Means** to the practice squad after OLB John Simon was claimed off the practice squad by Houston.
- **Oct. 8:** Placed CB/RS Asa Jackson (toe) on Injured Reserve - Designated for Return; Re-signed CB Dominique Franks to the 53-man roster.
- **Oct. 9:** Waived CB Lou Young from the practice squad; Re-signed TE Phillip Supernaw to the practice squad.
- **Oct. 18:** Placed DT Christo Bilukidi (ankle) on Injured Reserve; Activated S Will Hill, who was suspended for the season's first six games, to the 53-man roster.
- **Oct. 20:** Placed LS Morgan Cox (knee) on Injured Reserve; Signed free agent **LS Kevin McDermott**.
- **Oct. 25:** Waived TE Ryan Taylor; Signed TE Phillip Supernaw from the practice squad to the 53-man roster.
- **Oct. 28:** Signed WR Jace Davis to the practice squad.
- **Nov. 4:** Waived CB Chykie Brown and TE Phillip Supernaw; Activated DT Terrence Cody from the Physically Unable to Perform list and CB Tramain Jacobs from the practice squad to the 53-man roster; Waived vested veteran CB Dominique Franks; Claimed from waivers (Det.) **CB Danny Gorrer**.
- **Nov. 6:** Re-signed TE Phillip Supernaw to the practice squad.
- **Nov. 8:** Placed CB Jimmy Smith (foot) on Injured Reserve; Signed **CB Rashaan Melvin** off Tampa Bay's practice squad to the 53-man roster.
- **Nov. 10:** Waived DT Jamie Meder from the practice squad; Signed **T Terren Jones** to the practice squad.
- **Nov. 12:** Signed **TE Konrad Reuland** to the practice squad after TE Phillip Supernaw was claimed off the practice squad by Kansas City.
- **Nov. 13:** Terminated the contract of practice squad player WR Jace Davis; Signed **FB Kiero Small** to the practice squad.
- **Nov. 17:** Terminated the contract of practice squad player TE Emmanuel Ogbuehi; Signed **TE Allen Reisner** to the practice squad.

(Bold denotes first time player has joined the Ravens.)

HOW THE RAVENS ARE BUILT

HOW ACQUIRED

YEAR	PLAYER	ACQ.
2003	OLB Terrell Suggs	D1a
2006	P Sam Koch	D6a
	DT Haloti Ngata	D1
2007	G/T Marshal Yanda	D3b
2008	QB Joe Flacco	D1
2009	CB/RS Lardarius Webb	D3
2010	DT Terrence Cody	D2b
	<i>LS Morgan Cox [Injured Reserve]</i>	RFA
	LB Albert McClellan	RFA
	<i>TE Dennis Pitta [Injured Reserve]</i>	D4
2011	DE Pernell McPhee	D5b
	T Jah Reid	D3
	<i>CB Jimmy Smith [Injured Reserve]</i>	D1
	WR Torrey Smith	D2
	QB Tyrod Taylor	D6
2012	G/C Gino Gradkowski	D4a
	<i>CB/RS Asa Jackson [Injured Reserve - DFR]</i>	D5
	WR/RS Jacoby Jones	FA
	CB Anthony Levine	FA
	G/T Kelechi Osemele	D2b
	RB Bernard Pierce	D3
	K Justin Tucker	RFA
	DE DeAngelo Tyson	D7
	OLB Courtney Upshaw	D2a
2013	LB Arthur Brown	D2
	WR Marlon Brown	RFA
	DE Chris Canty	FA
	OLB Elvis Dumervil	FA
	S Matt Elam	D1
	FB Kyle Juszczyk	D4b
	<i>DE Kapron Lewis-Moore [Injured Reserve]</i>	D6a
	S Jeromy Miles	WA (Cin.)
	T Eugene Monroe	TR (Jax.)
	LB Daryl Smith	UFA (Jax.)
	S Brynden Trawick	RFA
	T Rick Wagner	D5
	DT Brandon Williams	D3
2014	WR Kamar Aiken	FA
	<i>DT Christo Bilukidi [Injured Reserve]</i>	WA (Cin.)
	S Terrence Brooks	D3
	<i>WR Jeremy Butler [Injured Reserve]</i>	RFA
	WR Michael Campanaro	D7
	TE Owen Daniels	FA
	RB Justin Forsett	FA
	TE Crockett Gillmore	D3b
	CB Danny Gorrer	WA (Det.)
	DE Lawrence Guy	WA (SD)
	S Will Hill	FA
	T James Hurst	RFA
	CB Tramain Jacobs	RFA
	DT Timmy Jernigan	D2
	LS Kevin McDermott	FA
	CB Rashaan Melvin	FA
	LB C.J. Mosley	D1
	LB Zachary Orr	RFA
	<i>G Will Rackley [Injured Reserve]</i>	FA
	<i>CB Aaron Ross [Injured Reserve]</i>	UFA (NYG)
	WR Steve Smith Sr.	FA
	S Darian Stewart	UFA (STL)
	<i>DE Brent Urban [Injured Reserve]</i>	D4a
	RB Lorenzo Taliaferro	D4b
	G/C John Urschel	D5
	C Jeremy Zuttah	TR (TB)

RAVENS BY DRAFT ROUND

1st ROUND (8)	TEAM	YEAR
OLB Terrell Suggs	Baltimore	2003 (10th)
DT Haloti Ngata	Baltimore	2006 (12th)
<i>CB Aaron Ross [Injured Reserve]</i>	NY Giants	2007 (20th)
QB Joe Flacco	Baltimore	2008 (18th)
T Eugene Monroe	Jacksonville	2009 (8th)
<i>CB Jimmy Smith [Injured Reserve]</i>	Baltimore	2010 (27th)
S Matt Elam	Baltimore	2013 (32nd)
LB C.J. Mosley	Baltimore	2014 (17th)
2nd ROUND (7)		
LB Daryl Smith	Jacksonville	2004
NT Terrence Cody	Baltimore	2010
WR Torrey Smith	Baltimore	2011
G/T Kelechi Osemele	Baltimore	2012
OLB Courtney Upshaw	Baltimore	2012
LB Arthur Brown	Baltimore	2013
DT Timmy Jernigan	Baltimore	2014
3rd ROUND (11)		
WR Steve Smith Sr.	Carolina	2001
WR/RS Jacoby Jones	Houston	2007
G/T Marshal Yanda	Baltimore	2007
C Jeremy Zuttah	Tampa Bay	2008
CB/RS Lardarius Webb	Baltimore	2009
<i>G Will Rackley [Injured Reserve]</i>	Jacksonville	2011
T Jah Reid	Baltimore	2011
RB Bernard Pierce	Baltimore	2012
DT Brandon Williams	Baltimore	2013
S Terrence Brooks	Baltimore	2014
TE Crockett Gillmore	Baltimore	2014
4th ROUND (8)		
DE Chris Canty	Dallas	2005
TE Owen Daniels	Houston	2006
OLB Elvis Dumervil	Denver	2006
<i>TE Dennis Pitta [Injured Reserve]</i>	Baltimore	2010
G/C Gino Gradkowski	Baltimore	2012
FB Kyle Juszczyk	Baltimore	2013
RB Lorenzo Taliaferro	Baltimore	2014
<i>DE Brent Urban [Injured Reserve]</i>	Baltimore	2014
5th ROUND (4)		
DE Pernell McPhee	Baltimore	2011
<i>CB/RS Asa Jackson [Injured Reserve - DFR]</i>	Baltimore	2012
G/T Rick Wagner	Baltimore	2013
G/C John Urschel	Baltimore	2014
6th ROUND (4)		
P Sam Koch	Baltimore	2006
QB Tyrod Taylor	Baltimore	2011
<i>DT Christo Bilukidi [Injured Reserve]</i>	Oakland	2012
<i>DE Kapron Lewis-Moore [Injured Reserve]</i>	Baltimore	2013
7th ROUND (4)		
RB Justin Forsett	Seattle	2008
DE Lawrence Guy	Green Bay	2011
DE DeAngelo Tyson	Baltimore	2012
WR Michael Campanaro	Baltimore	2014
UNDRAFTED (17)		
CB Danny Gorrer	New Orleans	2009
<i>LS Morgan Cox [Injured Reserve]</i>	Baltimore	2010
CB Anthony Levine	Green Bay	2010
LB Albert McClellan	Baltimore	2010
S Jeromy Miles	Cincinnati	2010
S Darian Stewart	St. Louis	2010
WR Kamar Aiken	Buffalo	2011
S Will Hill	NY Giants	2012
K Justin Tucker	Baltimore	2012
WR Marlon Brown	Baltimore	2013
LS Kevin McDermott	San Francisco	2013
CB Rashaan Melvin	Tampa Bay	2013
S Brynden Trawick	Baltimore	2013
<i>WR Jeremy Butler [Injured Reserve]</i>	Baltimore	2014
T James Hurst	Baltimore	2014
CB Tramain Jacobs	Baltimore	2014
LB Zachary Orr	Baltimore	2014

[Italics indicates player not on active 53-man roster.]

2014 RAVENS STATISTICS

WON 7, LOST 4

09/07	L 16-23	Cincinnati	70,925
09/11	W 26-6	Pittsburgh	71,181
09/21	W 23-21	at Cleveland	67,407
09/28	W 38-10	Carolina	71,218
10/05	L 13-20	at Indianapolis	65,258
10/12	W 48-17	at Tampa Bay	60,041
10/19	W 29-7	Atlanta	71,184
10/26	L 24-27	at Cincinnati	55,711
11/02	L 23-43	at Pittsburgh	63,971
11/09	W 21-7	Tennessee	70,914
11/24	W 34-27	at New Orleans	73,373
11/30		San Diego	
12/07		at Miami	
12/14		Jacksonville	
12/21		at Houston	
12/28		Cleveland	

	Balt.	Opp.
TOTAL FIRST DOWNS	241	217
Rushing	87	50
Passing	130	147
Penalty	24	20
3rd Down: Made/Att	60/141	61/146
3rd Down Pct.	42.6	41.8
4th Down: Made/Att	8/14	3/9
4th Down Pct.	57.1	33.3
POSSESSION AVG.	30:08	29:52
TOTAL NET YARDS	4097	3882
Avg. Per Game	372.5	352.9
Total Plays	705	703
Avg. Per Play	5.8	5.5
NET YARDS RUSHING	1456	971
Avg. Per Game	132.4	88.3
Total Rushes	315	266
NET YARDS PASSING	2641	2911
Avg. Per Game	240.1	264.6
Sacked/Yards Lost	15/123	29/224
Gross Yards	2764	3135
Att./Completions	375/237	408/268
Completion Pct.	63.2	65.7
Had Intercepted	8	7
PUNTS/AVERAGE	37/46.9	49/45.8
NET PUNTING AVG.	37/43.1	49/41.3
PENALTIES/YARDS	66/555	77/699
FUMBLES/BALL LOST	11/7	17/9
TOUCHDOWNS	33	23
Rushing	13	6
Passing	18	17
Returns	2	0

* SCORE BY PERIODS	Q1	Q2	Q3	Q4	OT	PTS		
TEAM	59	77	63	96	0	295		
OPPONENTS	37	54	47	70	0	208		
* SCORING	TD-Ru	Pa-Rt	K-PAT	FG	S	PTS		
Tucker	0	0	0	30/30	21/24	0	93	
Forsett	7	7	0	0	0	0	44	
T. Smith	6	0	6	0	0	0	36	
S. Smith	5	0	5	0	0	0	30	
Taliaferro	4	4	0	0	0	0	24	
Daniels	3	0	3	0	0	0	18	
Pierce	2	2	0	0	0	0	12	
Aiken	1	0	1	0	0	0	6	
Campanaro	1	0	1	0	0	0	6	
Gillmore	1	0	1	0	0	0	6	
Hill	1	0	0	1	0	0	6	
J. Jones	1	0	0	1	0	0	6	
Juszczyk	1	0	1	0	0	0	6	
Suggs	0	0	0	0	1	2		
TEAM	33	13	18	2	30/30	21/24	1	295
OPPONENTS	23	6	17	0	21/21	15/20	0	208

2-Pt Conv: Forsett, **TEAM 1-3**, **OPPONENTS 2-2**

SACKS: Dumervil 12.5, Suggs 6, McPhee 4, Ngata 2, Jernigan 1, Mosley 1, D. Smith 1, Canty 0.5, Elam 0.5, Williams 0.5, **TEAM 29**, **OPPONENTS 15**

FUM/LOST: J. Jones 3/2, Flacco 2/0, Forsett 1/0, Gradkowski 1/1, Juszczyk 1/1, Pierce 1/1, S. Smith 1/1, Taliaferro 1/1

* RUSHING	No.	Yds	Avg	Long	TD			
Forsett	155	903	5.8	52	7			
Pierce	71	257	3.6	26	2			
Taliaferro	61	257	4.2	31	4			
Flacco	22	37	1.7	13	0			
J. Jones	2	5	2.5	3	0			
T. Taylor	4	-3	-1.8	0	0			
TEAM	315	1456	4.6	52	13			
OPPONENTS	266	971	3.7	67	6			
* RECEIVING	No.	Yds	Avg	Long	TD			
S. Smith	53	817	15.4	80t	5			
Daniels	37	355	9.6	30	3			
Forsett	33	210	6.4	26	0			
T. Smith	32	544	17.0	40	6			
Juszczyk	16	175	10.9	33	1			
Pitta	16	125	7.8	24	0			
Aiken	13	138	10.6	22	1			
M. Brown	11	107	9.7	18	0			
Taliaferro	7	94	13.4	29	0			
Campanaro	6	85	14.2	19t	1			
Gillmore	6	53	8.8	13	1			
J. Jones	4	50	12.5	30	0			
Pierce	2	13	6.5	7	0			
Supernaw TM	1	-2	-2.0	-2	0			
TEAM	237	2764	11.7	80t	18			
OPPONENTS	268	3135	11.7	77t	17			
* INTERCEPTIONS	No.	Yds	Avg	Long	TD			
Mosley	2	23	11.5	18	0			
Ngata	2	16	8.0	13	0			
Hill	1	44	44.0	44t	1			
J. Smith	1	31	31.0	31	0			
Gorrer LG	1	15	15.0	15	0			
Gorrer TM	1	15	15.0	15	0			
TEAM	7	129	18.4	44t	1			
OPPONENTS	8	115	14.4	30	0			
* PUNTING	No.	Yds	Avg	Net	TB	In	Lg	B
Koch	37	1736	46.9	43.1	2	21	73	0
TEAM	37	1736	46.9	43.1	2	21	73	0
OPPONENTS	49	2243	45.8	41.3	2	10	61	0
* PUNT RETURNS	Ret	FC	Yds	Avg	Long	TD		
J. Jones	22	11	163	7.4	33	0		
Campanaro	2	1	17	8.5	9	0		
Webb	0	2	0	---	---	0		
TEAM	24	14	180	7.5	33	0		
OPPONENTS	13	10	101	7.8	45	0		
* KICKOFF RETURNS	No.	Yds	Avg	Long	TD			
J. Jones	22	686	31.2	108t	1			
Juszczyk	1	16	16.0	16	0			
TEAM	23	702	30.5	108t	1			
OPPONENTS	17	402	23.6	34	0			
* FIELD GOALS	1-19	20-29	30-39	40-49	50+			
Tucker	0/0	5/5	8/8	4/4	4/7			
TEAM	0/0	5/5	8/8	4/4	4/7			
OPPONENTS	0/0	4/4	7/8	4/6	0/2			

Tucker: (55N, 38G) (30G, 23G, 22G, 20G) (38G, 21G, 32G) (57N, 30G) (52G, 27G) (46G, 64B, 49G) (38G, 38G) (45G, 50G, 53G) (46G) (1) (31G, 55G)
OPP: (49G, 22G, 28G, 46G, 38G, 45B) (25G, 43G) (50N, 36B) (37G) (38G, 34G) (45N, 47G) (57N) (32G, 33G) (1) (1) (20G, 34G)

* PASSING	Att	Cmp	Yds	Cmp%	Yds/Att	TD	TD%	Int	Int%	Long	Sack/Lost	Rating
Flacco	375	237	2764	63.2	7.37	18	4.8	8	2.1	80t	15/123	92.6
TEAM	375	237	2764	63.2	7.37	18	4.8	8	2.1	80t	15/123	92.6
OPPONENTS	408	268	3135	65.7	7.68	17	4.2	7	1.7	77t	29/224	95.6

2014 RAVENS DEFENSIVE STATS

from Press Box Stats

Name	Total	Solo	Assists	Sacks	Yds.	INT	Yds.	PD	FF	FR
Mosley, C.J.	96	64	32	1	6	2	23	7	1	1
Smith, Daryl	88	50	38	1	7	0	0	4	2	1
Stewart, Darian	41	31	10	0	0	0	0	3	1	0
Suggs, Terrell	38	20	18	6	42	0	0	0	0	0
Williams, Brandon	35	20	15	0.5	4.5	0	0	0	2	1
Upshaw, Courtney	34	20	14	0	0	0	0	1	0	0
Webb, Lardarius	33	25	8	0	0	0	0	6	0	0
Elam, Matt	31	16	15	0.5	3	0	0	3	1	0
Ngata, Haloti	30	18	12	2	28	2	16	7	2	0
Smith, Jimmy	28	22	6	0	0	1	31	8	0	0
Dumervil, Elvis	24	17	7	12.5	94.5	0	0	0	1	1
Brooks, Terrence	19	16	3	0	0	0	0	2	0	1
Jackson, Asa	18	16	2	0	0	0	0	1	0	0
Canty, Chris	17	7	10	0.5	3	0	0	2	0	0
Tyson, DeAngelo	17	5	12	0	0	0	0	0	0	2
Hill, Will	15	8	7	0	0	1	44	3	0	0
Franks, Dominique	13	12	1	0	0	0	0	5	0	0
Levine, Anthony	13	10	3	0	0	0	0	3	0	0
Miles, Jeromy	13	7	6	0	0	0	0	0	0	0
McPhee, Pernell	12	5	7	4	27	0	0	2	1	0
Jernigan, Timmy	11	3	8	1	9	0	0	0	0	0
Gorrer, Danny**	10	10	0	0	0	1	15	1	0	0
Brown, Chykie	9	8	1	0	0	0	0	0	0	0
McClellan, Albert	4	1	3	0	0	0	0	0	0	0
Bilukidi, Christo	3	0	3	0	0	0	0	0	0	0
Guy, Lawrence	3	0	3	0	0	0	0	0	0	1
Trawick, Brynden	3	2	1	0	0	0	0	0	0	0
Totals	658	413	245	29	224	7	129	58	11	8

**Stats with Baltimore

2014 RAVENS SPECIAL TEAMS STATS

from Press Box Stats

Name	Total	Solo	Assists	FF	FR	Blocked Kicks
McClellan, Albert	10	8	2	1	1	0
Levine, Anthony	4	3	1	0	0	0
Taliaferro, Lorenzo	4	3	1	0	0	0
Trawick, Brynden	4	3	1	0	0	0
Mosley, C.J.	3	2	1	0	0	0
Elam, Matt	2	2	0	0	0	0
Hill, Will	2	2	0	0	0	0
Miles, Jeromy	2	2	0	1	0	1
Orr, Zach	2	2	0	0	0	0
Aiken, Kumar	1	0	1	0	0	0
Jackson, Asa	1	0	1	0	0	1
Juszczyk, Kyle	1	1	0	0	0	0
Urschel, John	1	1	0	0	0	0
Totals	37	29	8	2	1	2

2014 SINGLE-GAME BESTS

- Tackles:** 14 by C.J. Mosley at Ind. (10/5)
- Sacks:** 2.5 by Elvis Dumervil vs. Ten. (11/9)
- Interceptions:** 1 by five different players
- Passes Defensed:** 3 by Lardarius Webb at Pit. (11/2) and Dominique Franks at Cin. (10/26)
- Forced Fumbles:** 1 by eight different players
- Fumble Recoveries:** 1 by seven different players
- Special Teams Tackles:** 4 by Albert McClellan at TB (10/12)



BALTIMORE RAVENS 2014 REGULAR SEASON GAME BY GAME OFFENSIVE STATISTICS

Game	9/7 vs. Cin.	9/11 vs. Pit.	9/21 at Cle.	9/28 vs. Car.	10/5 at Ind.	10/12 at TB	10/19 vs. Atl.	10/26 at Cin.	11/2 at Pit.	11/9 vs. Ten.	11/24 at NO	11/30 vs. SD	12/7 at Mia.	12/14 vs. Jax.	12/21 at Hou.	12/28 vs. Cle.
Points	16	26	23	38	13	48	29	24	23	21	34					
1st Qtr	0	7	3	0	0	28	7	0	7	0	7					
2nd Qtr	0	3	7	21	3	10	10	6	3	7	7					
3rd Qtr	7	7	7	7	0	7	3	8	0	7	10					
4th Qtr	9	9	6	10	10	3	9	10	13	7	10					
Overtime	0	0	0	0	0	0	0	0	0	0	0					
TDs (Ru-P-Ret)	1-1-0	0-2-0	1-1-0	2-3-0	1-0-0	1-5-0	1-2-0	2-0-0	0-2-0	2-1-0	2-1-0					
PATs (M/A)	1-1	2-2	2-2	5-5	1-1	6-6	3-3	1-1	2-2	3-3	4-4					
2PT Convs (M/A)	0-1	0-0	0-0	0-0	0-0	0-0	0-0	1-1	0-1	0-0	0-0					
FGs (M/A)	1-2	4-4	3-3	1-2	2-2	2-3	2-2	3-3	1-1	0-0	2-2					
Safeties	0	0	0	0	0	0	0	0	0	0	0					
First Downs	26	25	23	25	15	23	23	18	22	18	23					
Rushing	8	9	12	7	4	9	8	8	2	8	12					
Passing	16	11	8	15	9	13	12	9	18	10	9					
Penalty	2	5	3	3	2	1	3	1	2	0	2					
3rd Down Conv (M/A)	8-17	5-12	4-12	10-13	1-11	7-13	4-11	5-13	3-13	4-13	9-13					
3rd Down Conv Pct	47.1%	41.7%	33.3%	76.9%	9.1%	53.8%	36.4%	38.5%	23.1%	30.8%	69.2%					
4th Down Conv (M/A)	1-2	1-1	0-1	0-0	1-3	0-0	1-1	1-3	2-2	1-1	0-0					
4th Down Conv Pct	50.0%	100.0%	0.0%	0.0%	33.3%	0.0%	100.0%	33.3%	100.0%	100.0%	0.0%					
Total Net Yards	423	323	377	454	287	475	371	294	332	312	449					
Total Off. Plays	85	65	64	61	57	64	62	61	67	62	57					
Avg. Gain Per Play	5.0	5.0	5.9	7.4	5.0	7.4	6.0	4.8	5.0	5.0	7.9					
Net Yards Rushing	94	157	160	127	90	169	123	107	63	151	215					
Total Rushing Plays	20	36	33	30	15	35	36	26	18	34	32					
Avg. Gain Per Rush	4.7	4.4	4.8	4.2	6.0	4.8	3.4	4.1	3.5	4.4	6.7					
Net Yards Passing	329	166	217	327	197	306	248	187	269	161	234					
Times Sacked	3	0	0	0	4	0	1	1	4	1	1					
Yards Lost on Sacks	16	0	0	0	38	0	10	8	34	8	9					
Gross Yards Passing	345	166	217	327	235	306	258	195	303	169	243					
Pass Attempts	62	29	31	31	38	29	25	34	45	27	24					
Pass Completions	35	21	19	22	22	21	16	17	30	16	18					
Completion Pct	56.5%	72.4%	61.3%	71.0%	57.9%	72.4%	64.0%	50.0%	66.7%	59.3%	75.0%					
Avg. Gain Per Pass	5.1	5.7	7.0	10.5	4.7	10.6	9.5	5.3	5.5	5.8	9.4					
Interceptions	1	0	1	0	1	0	2	2	1	0	0					
Fumbles / Fum. Lost	2/1	0/0	0/0	0/0	2/2	1/1	1/1	1/0	1/1	1/0	1/1					
Penalties	3	4	5	4	5	8	9	7	10	5	6					
Penalty Yards	29	35	32	40	36	70	72	51	108	40	42					
Punts	4	2	3	1	5	2	4	1	6	7	2					
Gross Punting Average	42.3	55.0	50.7	39.0	48.4	59.5	39.3	50.0	42.5	45.3	63.0					
Touchbacks	0	0	1	0	0	1	0	0	0	0	0					
Inside20	2	0	1	1	3	1	2	0	5	4	2					
Punts Blocked	0	0	0	0	0	0	0	0	0	0	0					
Net Punting Average	31.0	48.5	44.0	39.0	47.0	46.0	37.8	44.0	42.5	43.9	59.5					
Punt Returns	2	2	0	1	1	2	5	2	3	4	2					
Punt Return Yards	2	47	0	18	0	15	25	17	32	24	0					
Punt Return Avg.	1.0	23.5	0.0	18.0	0.0	7.5	5.0	8.5	10.7	6.0	0.0					
Fair Catches	2	1	1	2	1	1	0	0	3	2	0					
Kickoff Returns	4	0	0	0	2	2	2	5	5	1	2					
Kickoff Return Yards	109	0	0	0	51	81	56	122	204	27	52					
Kickoff Return Avg.	27.3	0.0	0.0	0.0	25.5	40.5	28.0	24.4	40.8	27.0	26.0					
Time of Possession	29:30	35:08	30:55	30:24	21:17	32:14	33:13	29:16	28:34	30:47	30:15					

BALTIMORE RAVENS 2014 REGULAR SEASON GAME BY GAME DEFENSIVE STATISTICS

Game	9/7 vs. Cin.	9/11 vs. Pit.	9/21 at Cle.	9/28 vs. Car.	10/5 at Ind.	10/12 at TB	10/19 vs. Atl.	10/26 at Cin.	11/2 at Pit.	11/9 vs. Ten.	11/24 at NO	11/30 vs. SD	12/7 at Mia.	12/14 vs. Jax.	12/21 at Hou.	12/28 vs. Cle.
Points	23	6	21	10	20	17	7	27	43	7	27					
1st Qtr	6	0	7	0	3	0	0	7	0	7	7					
2nd Qtr	9	3	0	7	3	0	0	0	22	0	10					
3rd Qtr	0	3	14	3	7	10	0	10	0	0	0					
4th Qtr	8	0	0	0	7	7	7	10	21	0	10					
Overtime	0	0	0	0	0	0	0	0	0	0	0					
TDs (Ru-P-Ret)	0-1-0	0-0-0	2-1-0	0-1-0	1-1-0	0-2-0	0-1-0	3-0-0	0-6-0	0-1-0	0-3-0					
PATs (M/A)	1-1	0-0	3-3	1-1	2-2	2-2	1-1	3-3	5-5	1-1	3-3					
2PT Convs (M/A)	1-1	0-0	0-0	0-0	0-0	0-0	0-0	0-0	1-1	0-0	0-0					
FGs (M/A)	5-6	2-2	0-2	1-1	2-2	1-2	0-0	2-2	0-0	0-0	2-2					
Safeties	0	0	0	0	0	0	1	0	0	0	0					
First Downs	16	17	19	20	26	22	16	19	22	14	26					
Rushing	4	5	6	2	6	5	4	8	4	3	3					
Passing	11	11	11	16	19	14	11	10	13	11	20					
Penalty	1	1	2	2	1	3	1	1	5	0	3					
3rd Down Conv (M/A)	4-14	6-12	5-11	10-15	7-15	2-12	4-15	8-14	6-14	4-12	5-12					
3rd Down Conv Pct	28.6%	50.0%	45.5%	66.7%	46.7%	16.7%	26.7%	57.1%	42.9%	33.3%	41.7%					
4th Down Conv (M/A)	0-0	0-0	0-0	0-0	0-1	0-2	1-3	1-1	1-1	0-0	0-1					
4th Down Conv Pct	0.0%	0.0%	0.0%	0.0%	0.0%	0.0%	33.3%	100.0%	100.0%	0.0%	0.0%					
Total Net Yards	380	301	375	315	422	364	254	350	376	210	525					
Total Off. Plays	64	57	55	62	80	67	65	64	65	54	70					
Avg. Gain Per Play	5.9	5.3	6.8	5.1	5.3	5.4	3.9	5.5	5.8	3.9	7.5					
Net Yards Rushing	79	99	91	67	117	87	68	111	55	67	126					
Total Rushing Plays	26	18	29	26	30	18	16	34	25	22	21					
Avg. Gain Per Rush	3.0	5.5	3.1	2.6	3.9	4.8	4.3	3.3	2.2	3.0	6.0					
Net Yards Passing	301	202	284	248	305	277	186	239	321	143	399					
Times Sacked	0	2	1	2	1	5	5	2	3	5	4					
Yards Lost on Sacks	0	15	6	20	7	37	42	27	19	36	21					
Gross Yards Passing	301	217	290	268	312	314	228	266	340	179	420					
Pass Attempts	38	37	25	34	49	44	44	28	37	27	45					
Pass Completions	25	22	19	20	32	24	29	21	25	16	35					
Completion Pct	65.8%	59.5%	76.0%	58.8%	65.3%	54.5%	65.9%	75.0%	67.6%	59.3%	77.8%					
Avg. Gain Per Pass	7.9	5.2	10.9	6.9	6.1	5.7	3.8	8.0	8.0	4.5	8.1					
Interceptions	0	1	0	0	2	1	0	1	0	1	1					
Fumbles / Fum. Lost	0-0	2/2	1/0	2/1	3/2	0/0	1/1	2/1	1/1	2/1	1/0					
Penalties	4	9	12	7	6	5	7	6	7	9	5					
Penalty Yards	45	75	94	59	83	43	76	40	67	67	50					
Punts	4	4	4	4	3	5	5	3	6	8	3					
Gross Punting Average	37.8	45.8	45.0	48.5	47.7	37.2	47.8	52.0	41.8	51.8	48.7					
Touchbacks	0	0	1	1	0	0	0	0	0	0	0					
Inside20	3	1	1	0	2	0	1	1	0	0	1					
Punts Blocked	0	0	0	0	0	0	0	0	0	0	0					
Net Punting Average	37.3	34.0	40.0	39.0	47.7	34.2	42.8	46.3	36.5	48.8	48.7					
Punt Returns	1	2	1	0.0	3	1	1	1	0	2	1					
Punt Return Yards	45	13	0	0	7	7	6	6	0	10	7					
Punt Return Avg.	45.0	6.5	0.0	0.0	2.3	7.0	6.0	6.0	0.0	5.0	7.0					
Fair Catches	3	0	0	0	2	0	0	0	4	1	0					
Kickoff Returns	0	1	1	1	1	3	3	3	1	2	1					
Kickoff Return Yards	0	11	31	23	25	72	55	93	29	43	20					
Kickoff Return Avg.	0.0	11.0	31.0	23.0	25.0	24.0	18.3	31.0	29.0	21.5	20.0					
Time of Possession	30:30	24:52	29:05	29:36	38:43	27:46	26:47	30:44	31:26	29:13	29:45					