

# Elijah Calls Fire from Heaven

## Level B Teacher Overview

**Key Message:** The Lord is the one true God.

**Text:** 1 Kings 18:1-2, 18-46

### Activity Options (choose 2 or 3)

1. Talk About It
2. Color Picture: Fire from Heaven
3. Memory Verse
4. Make: Move the People to the Lord's Altar
5. Make: Rain from the Lord Mobile
6. Color: Elijah Calls Fire from Heaven



### 1 Kings 18:38-39

Then the fire of the Lord fell and consumed the burnt sacrifice.... Now when all the people saw it, they fell on their faces; and they said, "The Lord, He is God! The Lord, He is God!"

Dear Teacher,

Please take a moment to fill out the Feedback Report on the next page. The information you share will help us continue to meet your needs in the future.

With gratitude,  
Office of Education Sunday School Staff

# Sunday School Teacher's Feedback Report - Level B

Please give this report to your Youth Program Director, or send it directly to the Office of Education by one of the means listed below. Thank you.

**Fax:** 267.502.4935

**Email:** sundayschool@newchurch.org

**Mail:** Office of Education, P.O. Box 743, Bryn Athyn, PA 19009 USA. Thank you.

**Name of Congregation, Group, etc.** \_\_\_\_\_

**Number of students in your group today** \_\_\_\_\_

## Materials Used in Class (check all that apply)

- Talk About It
- Color Picture: Fire from Heaven
- Memory Verse
- Make: Move the People to the Lord's Altar
- Make: Rain from the Lord Mobile
- Color: Elijah Calls Fire from Heaven

## Materials used as "Take-Home" Activities (check all that apply)

- Talk About It
- Color Picture: Fire from Heaven
- Memory Verse
- Make: Move the People to the Lord's Altar
- Make: Rain from the Lord Mobile
- Color: Elijah Calls Fire from Heaven

**Comments:** We welcome your feedback. Let us know what worked for you.

# Talk About It

## I Kings 18:1-2,18-46: Fire from Heaven

1. Today we heard about a big contest—a competition between Elijah and the prophets of Baal. What were Elijah and the prophets of Baal trying to prove? (whether the Lord was God, or if Baal was God)
2. Elijah was a prophet of the Lord. He listened to the Lord, and told people what the Lord said. The prophets of Baal worshiped a false god. Baal was a wooden statue. He did not have any power at all.
3. The contest took place on Mount Carmel. The rules of the contest were that Elijah would set up an altar to worship the Lord, and the prophets of Baal would set up an altar to worship their god, Baal. How would they decide who won the contest? (The winner would be the person whose God would bring fire to the altar.)
4. The prophets of Baal tried first. They built their altar, put wood on it, and then put a sacrificial bull on top. They shouted to Baal all morning until noon, “O Baal, hear us!” What did Elijah do when no fire came? (He made fun of them, suggesting that their god was off on a journey, was sleeping, etc.)
5. Then Elijah built up the altar of the Lord that was on top of Mount Carmel. He put wood on top of it and then he did something surprising! What was it? (He filled four water pots and poured the water on the altar again and again. There was so much water that it filled a trench all around the altar.) Why did Elijah do this? Have you ever tried to start a fire with wet wood? What happens?
6. What happened when Elijah called on the Lord? (Fire fell from heaven and burned everything up—even the water! This was a miracle.)
7. When the prophets of Baal saw that the Lord had answered Elijah, they fell on their faces and said “The Lord, He is God! The Lord, He is God!” (I Kings 19:40) Seeing the miracle helped the people see that the Lord was the true God of heaven and earth.
8. And when Elijah destroyed the prophets of Baal a wonderful thing happened! The drought ended. Elijah sent his servant, who was probably a boy, to look for rain clouds. The boy went and looked seven times. And then at last, he saw a tiny cloud coming up from the sea. It was like a man’s hand. Then dark rain clouds came bringing lots of rain. This ended the drought that had gone on for three and a half years.



# Elijah Calls for Fire from Heaven



**Memory Verse: I Kings 18:38**  
Then the fire of the Lord fell and consumed the burnt sacrifice, and the wood and the stones and the dust, and it licked up the water that was in the trench.

**Key Message:**  
**The Lord is the one true God.**

# Elijah Calls for Fire from Heaven



**Memory Verse: I Kings 18:38**  
Then the fire of the Lord fell and consumed the burnt sacrifice, and the wood and the stones and the dust, and it licked up the water that was in the trench.

**Key Message:**  
**The Lord is the one true God.**

Cut in quarters and give one to each student to take home.

# Elijah Calls for Fire from Heaven



**Memory Verse: I Kings 18:38**  
Then the fire of the Lord fell and consumed the burnt sacrifice, and the wood and the stones and the dust, and it licked up the water that was in the trench.

**Key Message:**  
**The Lord is the one true God.**

# Elijah Calls for Fire from Heaven



**Memory Verse: I Kings 18:38**  
Then the fire of the Lord fell and consumed the burnt sacrifice, and the wood and the stones and the dust, and it licked up the water that was in the trench.

**Key Message:**  
**The Lord is the one true God.**

# Make: Move the People to the Lord's Altar

**I Kings 18:1-2,18-46: Fire from Heaven**

Bring today's story to life by creating a picture and then moving the prophets of Baal from their altar to worship at the Lord's altar.

### *Supplies Needed for Each Child*

- copy of the Children of Israel paper doll template on colored paper (see attached page)
- copies of The Altar of Baal and The Altar of the Lord pages on white or light blue paper (see attached pages)
- scissors
- crayons, colored pencils or pens
- tape
- *optional* red or gold glitter
- *optional* paperclips

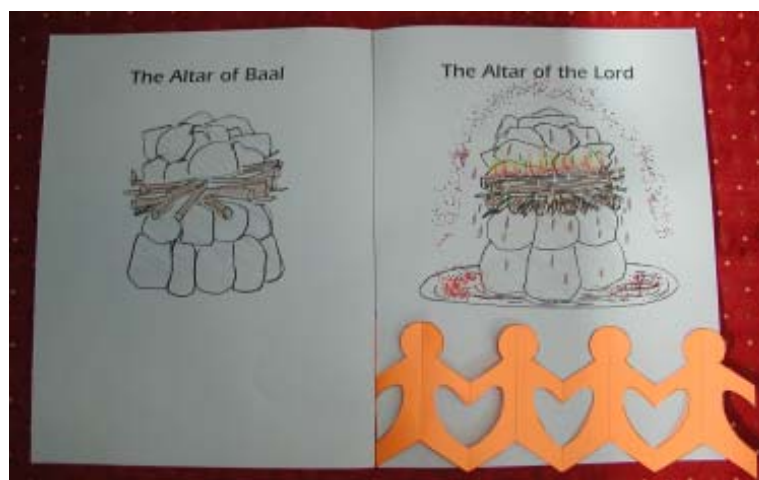
### *Project*

1. Tell the children that they are going to make a picture to show that the children of Israel were at first worshiping Baal but then moved to worship the Lord when He sent fire down from heaven onto His altar.



## ***Page 2 - Move the People to the Lord's Altar***

2. Have each student cut out the box of Children of Israel people along the heavy black lines.
3. Have students fan-fold the cut out piece of paper on the lighter gray lines.
4. Have students cut out the figures. If time allows children can draw faces, clothing, etc. on the children of Israel figures.
5. Have students color the two altars—brown or black offerings, brown wood, blue water, gray stones.
6. Help the students to tape the hand and foot of the figures to the right hand edge of the Altar of Baal near the bottom of the page.
7. Flip both altar pages over so that the blank sides are face up on a table. Match up the edges, making sure that the edge with the Children of Israel figures taped to it is in the center.
8. Tape the two pages together along the back and then turn the page over. The children of Israel are grouped around the altar of Baal, but there was no fire.
9. Elijah asked the Lord to send fire down from heaven and He did! The children can add the fire coming down on the altar of the Lord with crayons or with glitter.
10. Have children flip the people over so that they are now grouped around the altar of the Lord, showing that they are worshiping Him! The people can be flipped back and forth to retell the story as many times as wished.
11. A paperclip can be used to attach the children of Israel to the edge of the Altar of the Lord page for display.



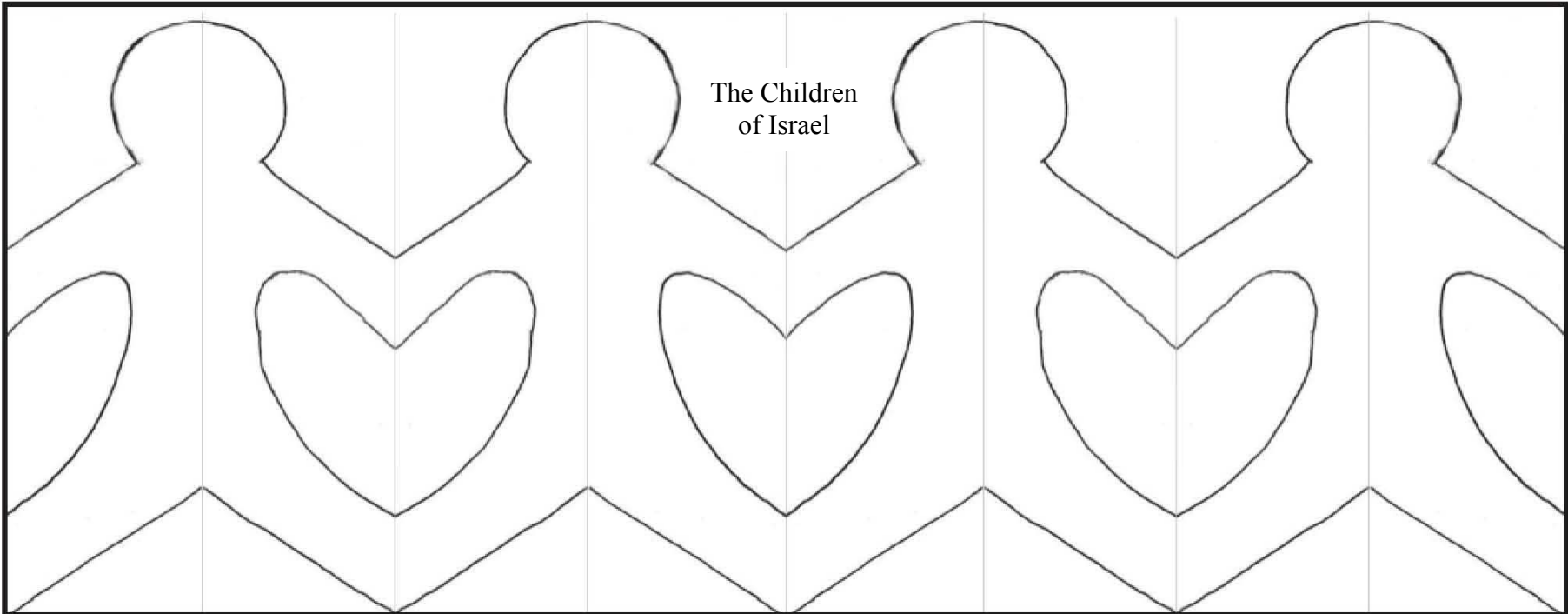
# The Altar of the Lord



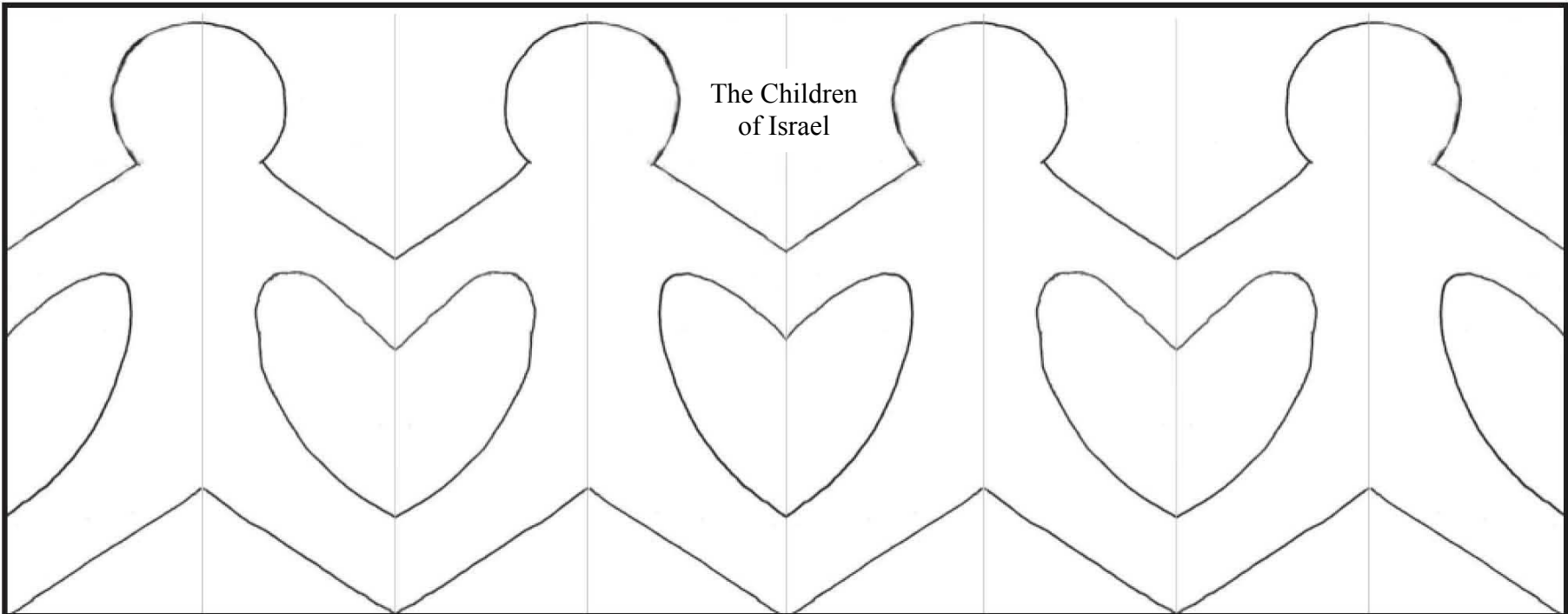


# The Altar of Baal





The Children  
of Israel



The Children  
of Israel

# Make: Rain from the Lord Mobile

**I Kings 18:1-2,18-46: Fire from Heaven**

Create a mobile to depict the rain that fell once the people acknowledged “the Lord is God.”

### ***Supplies Needed for Each Student***

- copy of the two clouds sheet printed on heavy paper OR print the picture on regular paper and glue a layer of lightweight cardboard between them (see attached sheet)
- copy of the raindrop page printed on heavy paper OR regular paper glued to cardboard (see attached sheet)
- crayons, markers or watercolor paints
- cotton balls or cotton wool
- scissors
- yarn or string to hang—about 1-2 yards per student



### **Project**

#### ***Review the story***

King Ahab worshiped Baal instead of the Lord. So Elijah was sent to him, proclaiming a drought. The drought went on for three and a half years. The people were hungry and thirsty. Elijah had a contest with the prophets of Baal and the Lord brought down fire on his altar, showing the He was God. Afterwards Elijah killed the prophets of Baal, and then the Lord sent rain to the thirsty land.

Elijah sent his servant, who was probably a boy, to look for rain clouds. The boy looked out from the top of Mount Carmel seven times. On the seventh time, he saw a cloud as small as a man’s hand on the horizon, coming up out of the sea. And then the sky became black with clouds and wind, and there was a heavy rain. (See I Kings 18: 41-46)


## ***Page 2 - Rain from the Lord Mobile***

Water in the Word pictures truth from the Lord. The rain that fell from heaven was like the Lord's truth that can fill our minds as we listen to His Word.


Today we will be making a mobile showing the cloud that was like a man's hand. The Lord is shown in the cloud because He is the fountain of truth.

### ***Directions for making the mobile***

1. Color the Lord.
2. Cut out both copies of the rain cloud. Eventually the children will glue these back-to-back with the string attached in between. Place them on the table so that the surfaces that face upwards will be the outside of the cloud on the mobile.
3. Spread cotton balls out and glue to the plain rain cloud and around the Lord, being careful to do them in a direction that will enable the clouds to be glued together back-to-back.
4. Choose 6-10 raindrops to hang from the cloud. (Once they are glued back-to-back, there will be a total of 3-5 raindrops.) Color and cut them out. Remember that raindrops may have rainbow colors in them! If you have a special quote from the Word that is your favorite, choose a blank raindrop and write it in yourself.
5. Decide how low raindrops will hang from the cloud and cut yarn into lengths ready to hang.
6. Tape yarn to the back side of a raindrop for hanging, and then glue another rain drop to it, hiding the end of the yarn.
7. Tape the other end of the yarn to the back of the cloud with the picture of the Lord on it.
8. Hold up the cloud with the rain drops attached. Identify the balance point for hanging.
9. Place another length of yarn at the balance point and tape yarn securely to the back for hanging.
10. Tape the plain copy of the cloud to the back of the Lord cloud, hiding all of the yarn ends.
11. Hang mobile.



The Lord, He is God!



Depart from  
evil, and do good;  
seek peace,  
and pursue it

Psalm 34:14

Happy are  
the people  
Whose God is  
the Lord!

Psalm 144:15

As for me  
and my house,  
we will serve  
the Lord.

Joshua 24:15

*All joy  
and happiness  
in heaven come  
from the Lord alone.*

*Arcana Coelestia 552*

*I rejoice at  
Your word  
as one who finds  
great treasure.*  
Psalm 119:105

*The Lord  
will bless  
His people  
with peace.*

Psalm 29:11

*By their fruits  
you will  
know them.*

Matthew 7:20

*He who  
believes in Me  
has everlasting life.*

John 6:47

*You alone,  
O Lord,  
make me dwell  
in safety.*

Psalm 4:8

