



Low Cost, Embeddable Accelerometers

Ideal for Continuous Vibration Monitoring in High-Volume and Commercial OEM Applications

Highlights

- Choice of Standard TO-5 or TO-8 Transistor-Style Packages
- Choice of Charge Mode Piezoelectric, Voltage Mode ICP®, and 3-Wire Low Power Varieties
- Mountable via Adhesive or Soldering and Choice of Either Integral Cable or Solder Pin Electrical Connections
- Variety of Sensitivities to Accommodate a Wide Variety of Applications
- Broad Bandwidth, High Shock Survivability, Wide Operating Temperature Range, High Resolution, and Large Dynamic Range



The Series 660 low cost accelerometers offer an affordable solution for vibration and shock measurements in high-volume and commercial OEM applications. The units are particularly well suited for shock and impact detection of packages or components, as well as bearing and gear mesh vibration measurements in predictive maintenance and condition monitoring requirements. **The compact designs may be imbedded into machinery at the OEM level to provide value-added monitoring protection.**

The units employ field-proven, solid-state, piezoelectric sensing elements for durability and broadband performance. Choose from either charge mode types, which achieve high operating temperatures or voltage mode ICP® types, with built-in signal conditioning microelectronics, for simplified operation and connectivity to data acquisition and vibration monitoring instrumentation.

As with all instrumentation from IMI, these sensors are complemented with toll-free applications assistance, 24-hour customer service, and are backed by a Total Customer Satisfaction guarantee.



Series 660



Series 660



Low Profile TO-5



TO-5



TO-8

Options:

- Low Output Bias Voltage
- High Temperature Operation to 365 °F (185 °C)
- High Range (less sensitivity)
- Temperature Output Signal


Specifications			
Package Size	Low Profile TO-5	TO-5	TO-8
2-Wire ICP® Configuration			
Primary Model Sensitivity (± 20%)	10 mV/g 1.02 mV/m/s ²	100 mV/g 10.2 mV/m/s ²	1000 mV/g 102 mV/m/s ²
Measurement Range	500 g 5000 m/s ²	50 g 500 m/s ²	5 g 50 m/s ²
Frequency Range (± 3 dB)	0.4 to 10 k Hz	0.32 to 10k Hz	0.13 to 8000 Hz
Resonant Frequency	>30 kHz	>25 kHz	>20 kHz
Broadband Resolution	0.003 g pk	0.0003 g pk	0.00003 g pk
Excitation Voltage	18 to 28 VDC	18 to 28 VDC	18 to 28 VDC
Excitation Constant Current	2 to 20 mA	2 to 20 mA	2 to 20 mA
Output Impedance	<100 ohm	<100 ohm	<100 ohm
Output Bias Voltage	8 to 12 VDC	8 to 12 VDC	8 to 12 VDC
Discharge Time Constant	≥0.4 sec	≥0.5 sec	≥1.2 sec
Settling Time	2 sec	2.5 sec	12 sec
Operating Temperature Range	-65 to +185 °F -54 to +85 °C	-65 to +185 °F -54 to +85 °C	-65 to +185 °F -54 to +85 °C
Weight	0.08 oz 2.2 gm	0.1 oz 3 gm	0.88 oz 25 gm
Other Available Sensitivities	1 mV/g 0.102 mV/m/s ²	N/A	100 mV/g, 500 mV/g 10.2 mV/m/s ² , 51 mV/m/s ²
3-Wire, Low-Power Configuration			
Primary Model Sensitivity (± 20%)	10 mV/g 1.02 mV/m/s ²	100 mV/g 10.2 mV/m/s ²	1000 mV/g 102 mV/m/s ²
Measurement Range *	200 g 2000 m/s ²	20 g 200 m/s ²	2 g 20 m/s ²
Frequency Range (± 3 dB)	0.32 to 10k Hz	0.32 to 10k Hz	0.32 to 8000 Hz
Resonant Frequency	>30 kHz	>25 kHz	>20 kHz
Broadband Resolution	0.003 g pk 0.03 m/s ² pk	0.001 g pk 0.01 m/s ² pk	0.0003 g pk 0.003 m/s ² pk
Excitation Voltage	3 to 12 VDC	3 to 12 VDC	3 to 12 VDC
Current Draw	0.75 mA	0.75 mA	0.75 mA
Output Impedance	< 100 ohm	< 100 ohm	< 100 ohm
Output Bias Voltage (±10%)	0.5 × Excitation Voltage	0.5 × Excitation Voltage	0.5 × Excitation Voltage
Discharge Time Constant	≥0.5 sec	≥0.5 sec	≥0.5 sec
Settling Time	2.5 sec	2.5 sec	15 sec
Operating Temperature Range	-65 to +185 °F -54 to +85 °C	-65 to +185 °F	-65 to +185 °F -54 to +85 °C
Weight	0.08 oz 2.2 gm	0.1 oz 3 gm	0.88 oz 25 gm
Charge Mode Configuration			
Sensitivity (± 20%)	5 pC/g 0.51 pC/m/s ²	11 pC/g 1.12 pC/ms ²	120 pC/g 12.2 pC/m/s ²
Frequency Range (± 3 dB)	10 kHz	10 kHz	8 kHz
Resonant Frequency	>30 kHz	>25 kHz	>20 kHz
Operating Temperature Range	-65 to +185 °F -54 to +85 °C	-65 to +185 °F -54 to +85 °C	-65 to +250 °F -54 to +121 °C
Capacitance	350 pF	350 pF	3600 pF
Weight	0.08 oz 2.2 gm	0.1 oz 3 gm	0.88 oz 25 gm
Common Specifications			
Transverse Sensitivity	≤ 5%	≤ 5%	≤ 5%
Non-Linearity	≤1%	≤1%	≤1%
Temperature Coefficient	0.10 %/°F 0.18 %/°C	0.10 %/°F 0.18 %/°C	0.10 %/°F 0.18 %/°C
Shock Limit	7000 g pk 70k m/s ² pk	7000 g pk 70k m/s ² pk	6000 g 60k m/s ² pk
Housing Material	Stainless Steel	Stainless Steel	Stainless Steel
Mounting	Adhesive or Solder	Adhesive or Solder	Adhesive or Solder
Sealing (welded)	Hermetic	Hermetic	Hermetic
Size	0.36 × 0.26 in 9.1 × 6.6 mm	0.36 × 0.38 in 9.1 × 9.7 mm	0.64 × 0.57 in 16.3 × 14.5 mm
Note:			
* Measurement range achieved is dependent upon excitation voltage supplied, i.e.: Measurement Range = $\frac{(0.5 \times \text{Excitation Voltage}) - 0.5 \text{ V}}{\text{Sensitivity (V/g)}}$			



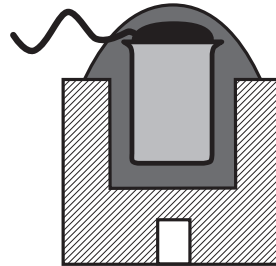
How to Order

Style	
66	Low Cost, Embeddable Accelerometer
Package Size and Sensitivity	
10	Low-profile TO-5 with 10 mV/g sensitivity
16	Low-profile TO-5 with 1 mV/g sensitivity — must select configuration 2A below
19	Low-profile TO-5 with 5 pC/g sensitivity — must select configuration 2C below
21	TO-5 with 100 mV/g sensitivity
29	TO-5 with 11 pC/g sensitivity — must select configuration 2C below
31	TO-8 with 100 mV/g sensitivity
32	TO-8 with 500 mV/g sensitivity
33	TO-8 with 1000 mV/g sensitivity
39	TO-8 with 100 pC/g sensitivity — must select configuration 2C below
Sensor Configuration and Excitation Scheme	
2A	2-wire ICP® voltage mode (pwr/sgnl, gnd), current regulated power
2C	2-wire charge mode (sgnl, gnd) — for size and sensitivity 19, 29 or 39 only
3L	3-wire voltage mode (pwr, sgnl, gnd), low power
3P	3-wire voltage mode (pwr, sgnl, gnd), low power 3 to 12 VDC
4T	4-wire voltage mode with temperature output (pwr, sgnl, gnd, temp)
Orientation / Polarity	
PZ	Positive output for acceleration along z-axis (in upward direction when pin mounted)
NZ	Negative output for acceleration along z-axis (in upward direction when pin mounted)
Electrical Connection	
1	Header Pins
2	Integral 1 ft. (0.3 m) cable
Options	
XX	Overall integral cable length in “XX” ft. (other than standard 1 ft.)
MXX	Overall integral cable length in “XX” meters (other than standard 0.3 m)
Example	
66 21 2A PZ 1	Low-cost, TO-5 size, 100 mV.g, 2-wire, ICP® accelerometer with positive polarity and header pin connections

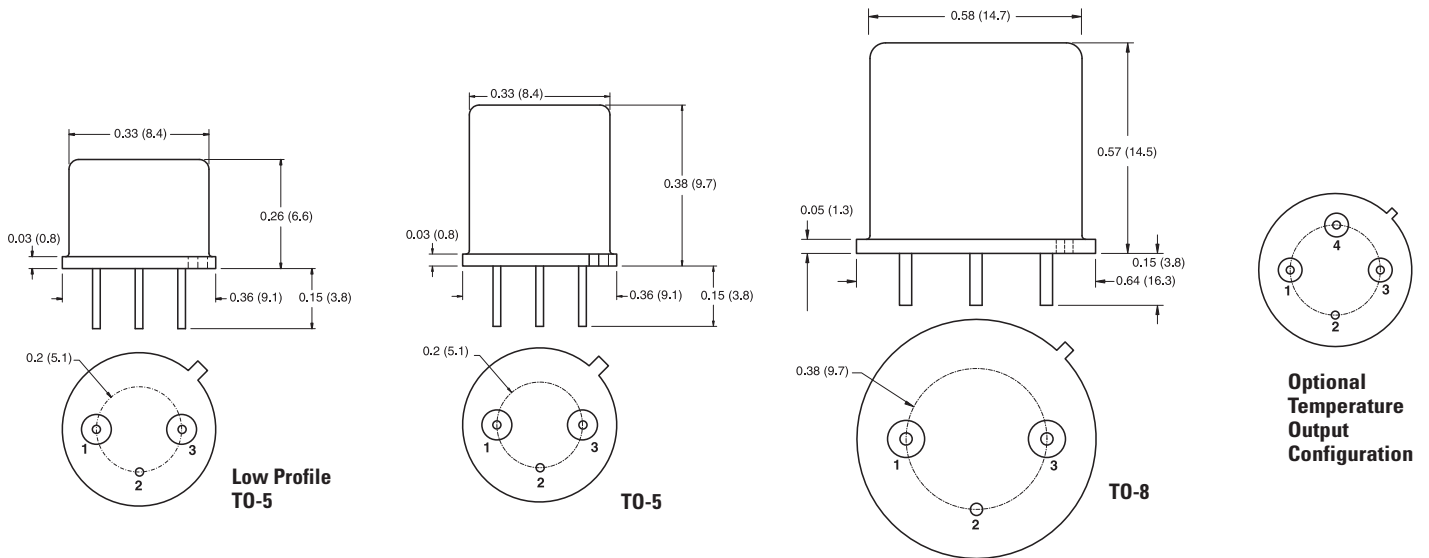
Mounting Examples



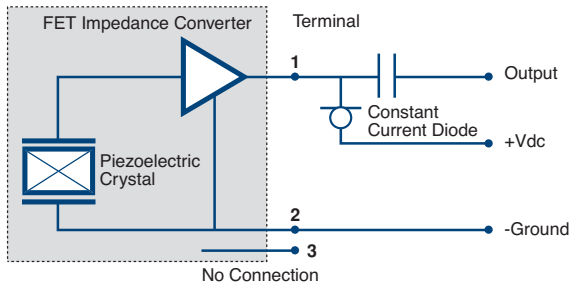
Potted Sensor Installation



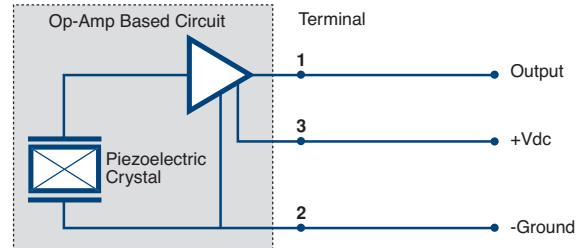
Encapsulated Sensor Installation



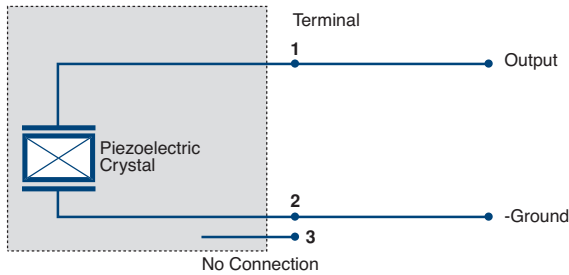
2-Wire ICP® Mode



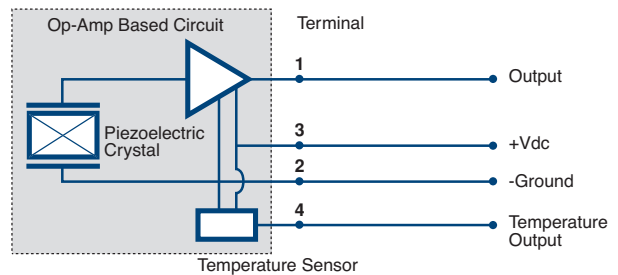
3-Wire Voltage Mode



2-Wire Charge Mode



4-Wire Voltage Mode with Temperature Output



3425 Walden Avenue, Depew, NY 14043-2495 USA

Toll-free in the USA 800-959-4464

24-hour SensorLineSM 716-684-0003

Fax 716-684-3823 Email imi@pcb.com

Website www.imi-sensors.com

ISO 9001 CERTIFIED ■ A2LA ACCREDITED to ISO 17025

© 2013 PCB Group, Inc. In the interest of constant product improvement, specifications are subject to change without notice. PCB, ICP, Modally Tuned, Spindler, Swiveler and TORKDISC are registered trademarks of PCB Group. SoundTrack LXT, Spark and Blaze are registered trademarks of PCB Piezotronics. SensorLine is a service mark of PCB Group. All other trademarks are property of their respective owners.

IMI-660-0513

Printed in U.S.A.

IMI Sensors designs and manufactures a full line of accelerometers, sensors, vibration switches, vibration transmitters, cables and accessories for predictive maintenance, continuous vibration monitoring, and machinery equipment protection. Products include rugged industrial ICP® accelerometers, 4-20 mA industrial vibration sensors and transmitters for 24/7 monitoring, electronic and mechanical vibration switches, the patented Bearing Fault Detector, high temperature accelerometers to +1300 °F (+704 °C), 2-wire Smart Vibration Switch, and the patented Reciprocating Machinery Protector. CE approved and intrinsically safe versions are available for most products.

Visit www.imi-sensors.com to locate your nearest sales office.