






Week 1-Kindergarten Schedule

Date:	Monday	Tuesday	Wednesday	Thursday	Friday
Chores					
Daily Chores					
Bible					
Journal	Write Verse	Write Prayers	Write Verse	Write Prayers	Recite Verse
My ABC Bible Verses	Letter A				
Memory Verse		"A soft answer turns away wrath." Proverbs 15:1			
Math					
Saxon Math	Lesson 1		Lesson 2		Lesson 3
Assessment					
Phonics					
Teach Your Child to Read	Lesson _____	Lesson _____	Lesson _____	Lesson _____	Lesson _____
Basic Phonic Skills B		p. 8-10		p. 11-13	
Writing					
Getty-Dubay	p. 1	p. 1	p. 1	p. 2	p. 2
Geography					
Beginning Geography: Land Forms and Bodies of Water					p. 1
Read-Aloud					
20th Century Children's ...	p. 48-50 The Letter	p. 191-197 The Bernstein Bears and the Spooky...	p. 208-213 Stellanluna	p. 293-297 The Story of the Little Babaji	
Treasury of Children's Literature					p. 12-19 Goldilocks and the Three Bears
Literature					
Literature Pockets	None scheduled this week (will start on week 3)				
Memory Work					
The memory work coincides with the Literature Pockets and will start on week 3.					
Art					
How to Teach Art to Children	Choose a day this week to do the line exercises on p. 8-10.				
Music Practice					
Record Practice Time	_____ Minutes	_____ Minutes	_____ Minutes	_____ Minutes	_____ Minutes
Physical Education					
Lesson	Fitness pretest: p. 66-75 (use the form in the back of this schedule).				
Activity	Mile test (mark off a mile and time the run/walk)				
Explanations and Reminders					
<p>The blank beside "lesson" in the <i>Teach Your Child to Read</i> row is to be filled in as you complete each lesson. Fill in the lesson number completed each day. Some days you will only get through half a page or even half a line, don't get discouraged your child will be reading soon enough.</p>					

Shopping List
No unusual supplies needed for next week.



Week 2-Kindergarten Schedule

Date:	Monday	Tuesday	Wednesday	Thursday	Friday
Chores					
Daily Chores					
Bible					
Journal	Write Verse	Write Prayers	Write Verse	Write Prayers	Recite Verse
My ABC Bible Verses	Letter B				
Memory Verse		“Blessed are the peacemakers, for they shall be called sons of God.” Matt. 5:9			
Math					
Saxon Math	Lesson 4		Lesson 5		Lesson 6
Assessment				Assessment 1	
Phonics					
Teach Your Child to Read	Lesson _____	Lesson _____	Lesson _____	Lesson _____	Lesson _____
Basic Phonic Skills B		p. 14-16		p. 17-20	
Writing					
Getty-Dubay	p. 2	p. 3	p. 3	p. 3	p. 4
Geography					
Beginning Geography: Land Forms and Bodies of Water					p. 2
Read-Aloud					
Treasury of Children’s Lit	p. 36-37 Three Billy Goats Gruff	p. 101-106 The Frog Prince	p. 260-269 The Ugly Duckling	p. 290-292 The Princess and the Pea 	
Literature					
Literature Pockets	None scheduled this week (will start on week three).				
Memory Work					
The memory work coincides with the Literature Pockets and will start on week 3					
Art					
How to Teach Art to Children	Choose a day this week to do the line exercises on p. 11-12				
Music Practice					
Record Practice Time	____ Minutes	____ Minutes	____ Minutes	____ Minutes	____ Minutes
Physical Education					
Lesson	Daily exercises-record on Muscle Strength and Endurance Log				
Activity	Roll-ups, Pull-ups, Kangaroo Jumps, and Flying exercises p. 14-15				
Explanations and Reminders					
Reading narration: an icon  reminds you to do a reading narration each week after you finish reading a book or short story of your choice. Make a photocopy of the “Reading Narration” sheet for the book or short story scheduled and file it in your “Reading Notebook.” Memory Work: The memory icon  serves as a reminder to use the “Memory” sheet to record the verse being memorized on a particular week.					



Week 3-Kindergarten Schedule

Date:	Monday	Tuesday	Wednesday	Thursday	Friday
Chores					
Daily Chores					
Bible					
Journal	Write Verse	Write Prayers	Write Verse	Write Prayers	Recite Verse
My ABC Bible Verses	Letter C				
Memory Verse	🔗	"Children, obey your parents in all things, for this is well pleasing to the Lord." Colossians 3:20			
Math					
Saxon Math	Lesson 7		Lesson 8		Lesson 9
Assessment					
Phonics					
Teach Your Child to Read	Lesson ____	Lesson ____	Lesson ____	Lesson ____	Lesson ____
Basic Phonic Skills B		p. 21-24		p. 25-30	
Writing					
Getty-Dubay	p. 4	p. 4	p. 5	p. 5	p. 5
Geography					
Beginning Geography: Land Forms and Bodies of Water					p. 3
Read-Aloud					
Fables	p. 2-4 The Crocodile in the Bedroom	p. 5-6 The Ducks and the Fox	p. 7 King Lion and the Beetle	p. 8-10 The Lobster and the Crab	p. 11 The Hen and the Apple Tree 🍏
Literature					
Literature Pockets	Complete the "Little Bird" pocket over the next three weeks.				
Memory Work					
"Once I saw a little bird Come hop, hop, hop. And I cried, 'Little bird, will you stop, stop, stop? I was going to the window to say, 'How do you do?' When he shook his little tail and away he flew." 🔗					
Art					
How to Teach Art to Children	Choose a day this week to do the line exercises on p. 13				
Music Practice					
Record Practice Time	____ Minutes	____ Minutes	____ Minutes	____ Minutes	____ Minutes
Physical Education					
Lesson	Daily exercises-record on Muscle Strength and Endurance Log				
Activity	Walking/Running/Jumping p. 82				
Explanations and Reminders					

