


# OUR LADY OF THE LAKE RITE OF CONFIRMATION PACKET

2 CONSECUTIVE YEAR PROCESS  
(TYPICALLY COMPLETED IN 7<sup>TH</sup> & 8<sup>TH</sup> GRADE)

*For* even the  
**SON OF**  
**MAN**  
came           
not to be served  
**BUT TO SERVE** *and to*  
*give*  
*his life as a ransom*  
*for many.*



MARK 10:45

# TABLE OF CONTENTS

	Page
Table of Contents & Contact Information -----	2
Welcome Letter -----	3
FLOCKNOTES (How we communicate with families) -----	4
Checklist & Assignments -----	5
Attendance Policy -----	6
Discipline Policy -----	7
Spirit Day (2 <sup>nd</sup> Year Kick-off - Day Retreat) & Workshops -----	8
Weekend Retreat Directions -----	9
Weekend Retreat: Things to Bring -----	10
<b>Sevice</b> as Discipleship: the <b>Ws</b> -----	11
Service Forms -----	12
<b>Project #1:</b> Sponsor Form & Interview -----	13-14
Qualifications for Sponsor & FAQs -----	15
“A Practicing Catholic” -----	16
<b>Project #2:</b> Saint Coat of Arms Explanation -----	17
Saint Coat of Arms Form -----	18
<b>Project #3:</b> Letter to the Bishop -----	19
Confirmation Rehearsal, Ceremony, Dress Code and more ----	20
Glossery of Terms -----	21
<b>Confirmation Commitment Contract</b> -----	23

## Our Lady of the Lake Catholic Church:

1305 Damascus Road  
 Rockwall, TX 75087  
 Office Phone (972) 771 - 6671  
 FAX (972) 771-7283

John Matasso – Director of Youth Formation & Coordinator of Confirmation:  
 jmatasso@ourladyrockwall.org / (972) 961-9376  
 (you will typically receive a quicker reply through email)

...for the most up to date information, check out our website at: [www.ourladyrockwall.org/youth](http://www.ourladyrockwall.org/youth)

# DEAR YOUTH CONFIRMATION CANDIDATES & PARENTS,

Welcome to the R.O.C. (Rite of Confirmation) process! We are very excited that you have chosen to receive this sacrament. We pray that these 2 years will show your whole family and faith community what it is to receive this amazing sacrament. According to the *Catechism of the Catholic Church*...

*“Preparation for Confirmation should aim at leading the Christian toward a more intimate union with Christ and a more lively familiarity with the Holy Spirit...[and] strive to awaken a sense of belonging to the Church of Jesus Christ, the universal Church as well as the parish community.” - CCC 1309*

Our goal is to be true to this statement of preparation for Confirmation. PLEASE KNOW THAT BY THE END OF THIS PROCESS YOU WILL NOT KNOW EVERYTHING THERE IS TO KNOW ABOUT THE ROMAN CATHOLIC CHURCH. It is my hope that you will know more about your faith, feel a sense of belonging, and have grown closer to Christ and His Church.

*Parents*, we hope that through the course of these 2 consecutive years you will actively participate in your child's Confirmation. You can continue to encourage your child in his or her faith by asking them about the different events they attend by volunteering for Confirmation related events and most importantly... Pray. This can be as much a life-changing process for you, as it can be for your child!

*Youth Confirmation Candidate*, receiving the Sacrament of Confirmation will complete your Sacraments of Initiation (Baptism, Eucharist, and Confirmation) but it is far from the end of your spiritual growth! This year is a chance for you to continue to grow, go deeper into the beauty of the Roman Catholic Church, and the love of Christ. The ROC Team: Fr. George, the small group leaders / teachers, volunteers, the church staff and I, are all here for you. God bless you in this coming year and throughout your Confirmation Process!

His Servant and yours,

John Matasso  
Director of Youth Formation  
Coordinator of Confirmation

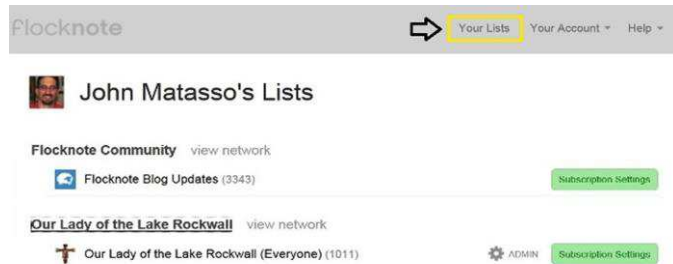
# COMMUNICATION IS VERY IMPORTANT!

We communicate with families by using an online website called FLOCKNOTES. Please be sure to sign up and join each list or "group" and sub-group in FlockNotes that pertains to you or your family. You can use this guide to help you...

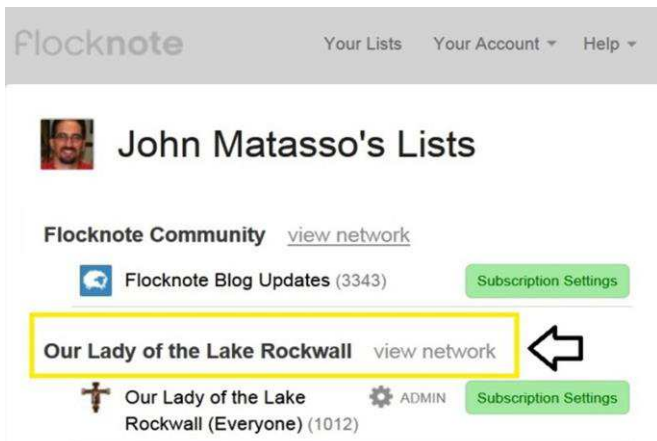
1. please **LOG IN** to Flocknote on the web :

[www.flocknote.com](http://www.flocknote.com)

2. at the top of the screen click on **Your Lists**



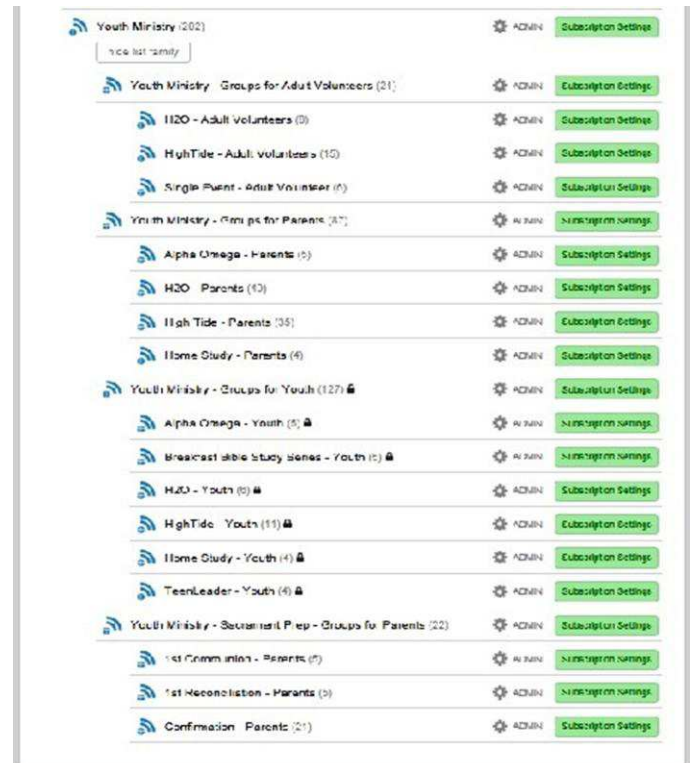
3. Click on **Our Lady of the Lake Rockwall** view network



4. **IMPORTANT STEP** --- Scroll to the bottom of the page and under Youth Ministry click on **show list family**



5. Your screen should show a long list, similar to the picture below



6. If there is a green button next to the group that says **Subscription Settings**, then you are subscribed to that group

7. If there is no green button, click on the button that says **SUBSCRIBE**

8. Repeat these steps and **subscribe** to **each group** under **Youth Ministry** that pertains to your family.

9. Be sure to set the **Subscription Settings** to your liking.

**Thank You**  
– Youth Office Staff

# CHECKLIST FOR COMPLETION OF THE YOUTH CANDIDATES' 2 CONSECUTIVE YEARS – CONFIRMATION PROCESS

Youth Candidates will need to complete all the following requirements and assignments.

## 1<sup>ST</sup> YEAR OF THE CONFIRMATION PROCESS

### REQUIREMENTS FOR THE YOUTH CANDIDATES' REGISTRATION

- Submitted R.E. Registration Form.
- Submitted Medical Release Form per child
- Submitted a NEW Baptismal Certificate with Sacrament notifications (not a copy)
- Full Payment of Program Fee - (Fee structure based family Size)

### REQUIREMENTS TO BE COMPLETED BY THE PARENT/ADULT GUARDIAN & YOUTH CANDIDATE:

- Review R.O.C. Packet together
- Read, Sign and Turn in Confirmation Candidate Commitment Form to *first class*.

### REQUIREMENTS AND ASSIGNMENTS TO BE COMPLETED BY THE YOUTH CANDIDATE

The following assignments may be found in this ROC Packet. Please note the DUE DATES and be sure to turn it all in. These assignments may be turned in early to the Youth Office. It is the Youth Candidate's (Student) responsibility to turn these assignments in on time. PLEASE BE SURE THAT THE ENTIRE FORM IS FILLED OUT AND THE WRITING IS LEDGIBLE.

- Complete and turn in Sponsor/Candidate Interview Form.  
**DUE DATE: 1<sup>st</sup> Week of OCT (Sun) or (Wed)**
- Complete and turn in the Saint Coat of Arms.  
**DUE DATE: 1<sup>st</sup> week of NOV (Sun) or (Wed)**
- Attendance at HighTide Wednesday classes – 1<sup>st</sup> Year  
(Review Attendance Policy and Calendar. Be sure to arrive a few minutes early)
- Community Service "W"s. (See Community Service Page)

## 2<sup>ND</sup> YEAR OF THE CONFIRMATION PROCESS

### REQUIREMENTS FOR THE YOUTH CANDIDATES' REGISTRATION

- Submitted RE-Registration Form.
- Submitted Medical Release Form per child
- If one is not already on file from 1<sup>st</sup> year... Submitted a NEW Baptismal Certificate with Sacrament notifications (not a copy)
- Full Payment of Fees
  - o Program Fee - (Fee structure based family Size)
  - o Plus \$175 (Confirmation Sacrament Fee – per student)

### REQUIREMENTS TO BE COMPLETED BY THE PARENT/ADULT GUARDIAN & YOUTH CANDIDATE:

- Review (updated) R.O.C. Packet together
- Read, Sign and Turn in Confirmation Candidate Commitment Form to *first class*.
- Attendance at the 3 Saturday Confirmation Workshops.

### REQUIREMENTS AND ASSIGNMENTS TO BE COMPLETED BY THE YOUTH CANDIDATE

The following assignments may be found in this ROC Packet. Please note the DUE DATES and be sure to turn it all in. These assignments may be turned in early to the Youth Office. It is the Youth Candidate's (Student) responsibility to turn these assignments in on time. PLEASE BE SURE THAT THE ENTIRE FORM IS FILLED OUT AND THE WRITING IS LEDGIBLE.

- Write a letter to the Bishop stating your desire to receive Confirmation and turn in.  
**DUE DATE: 1<sup>st</sup> week of FEB (Sun) or (Wed)**
- Attendance at Sprit Day – Kick off Day Retreat.
- Attendance at HighTide or Alpha/Omega – 2<sup>nd</sup> Year  
(Review Attendance Policy and Calendar. Be sure to arrive a few minutes early)
- Attendance at Weekend Confirmation Retreat (MLK)
- Community Service "W"s. (See Community Service Page)

\*\* All Information, Forms, Papers and Money must be turned into the Youth Office. Forms and Papers may also be put into the mail slot next to the Youth Office (in Holy Family Center). Please be sure anything placed in the mail slot is clearly identified.  
The church is not responsible for lost or stolen items. \*\*

# ATTENDANCE POLICY

Our goal at OLOL Youth Ministry is to create a Christ-centered, faith-growing, fun environment in which students look forward to attending every class and event. There is no set attendance policy for Youth Ministry (7<sup>th</sup>-12<sup>th</sup> grades), UNLESS your student is in a sacramental preparation year.

Because we only have two years to prepare students for Sacraments, every event and class is vital to your child's formation. Our attendance policy is as follows:

Requirements for all youth preparing to receive Sacraments:

- Arrive at least 5 minutes prior to the start time of class or event
  - *Students are considered absent if more than 10 minutes late or leave 10 mins early*
- Attend a minimum number of class session (details are on the Calendar)
- In addition to their normal religious education day, Youth in their 2<sup>nd</sup> Year of the Confirmation process must attend:
  - Spirit Day (Kick-off day retreat, typically the Saturday after Labor Day)
  - Confirmation Retreat (typically MLK weekend in January)
  - 3 Saturdays (6 workshops – 2 per day) with a parent or adult guardian.

Absences:

- If your child is sick, please provide a doctor's note so that we may excuse the absence.
- Youth may only have TWO UNEXCUSED ABSENCES per school year. ALL other unexcused absences must be made up and require completion of make-up work or attendance at an optional event (see below). Youth may only have a maximum of FIVE unexcused absences with THREE being made up through attendance at optional events or through make up work.
- 2<sup>nd</sup> year Youth may only miss TWO of the Six Confirmation Workshops.
  - Please note that Sacrament Workshops and Spirit Day have mandatory make-up work.
- If your child must miss multiple classes (for whatever reason), please contact the Youth Office so that we can work together to keep your child on track for his or her Confirmation.

Make-up Opportunities:

- Youth are allowed one ONLINE make-up for Wed or Sun classes per school year.
- ALL make-up sessions are on the church website, in the Youth section under the Make Up Work tab: [www.ourladyrockwall.org/makeupwork](http://www.ourladyrockwall.org/makeupwork)
- The calendar will have "Optional" events like Trunk R Treat - Attendance at these optional events can give an OPTIONAL ATTENDANCE CREDIT or may be used as a make-up.
- We will also announce additional Optional Events through Flocknote.

Should you have any questions, please feel free to contact us:

- ❖ Mr. John Matasso - Director of Youth Ministry  
(972) 961-9376 or [jmatasso@ourladyrockwall.org](mailto:jmatasso@ourladyrockwall.org)

# DISCIPLINE POLICY

**Goal Statement:** The purpose of this policy is to ensure that every student attending Confirmation at Our Lady of the Lake Catholic Church has the opportunity to participate in a positive and safe learning experience. The goal of the staff is to establish a learning environment that fosters spiritual and intellectual growth. Because the optimum learning environment is free of distractions, certain expectations must be placed on all participating members.

**Expectations:**

**Students:**

- 1) Be courteous and respectful\*
- 2) Respect church property and equipment
- 3) Adhere to all risk reduction and safety policies

**Staff/Teachers/Volunteers:**

- 1) Be courteous and respectful\*
- 2) Be fair
- 3) Maintain risk reduction and safety policies

\* Includes no electronics during events and classes – examples: cell phones, mp3 players, iPods, cameras etc.

- The use of these devices will be allowed if parental notice has been given in writing to the Youth Staff ahead of time.
- Any electronics found will be taken and given to a church staff member in the Youth Office. A parent must meet with the staff member in order to get the item back. A fee might be involved in the item's return.

**Teacher/Volunteer Guidelines:** The following is a multi-step approach to group management.

Step 1	1 <sup>st</sup> Warning	Verbal warning
Step 2	2 <sup>nd</sup> Warning	Staff/Volunteer speaks privately to student about behavior
Step 3	Action	- Student will be escorted by a teacher/volunteer to Staff member, and will remain for a minimum of 15 minutes.

- Parents will be notified when a student has reached Step 3 more than once.
- Step 1 and 2 and/or 3 may be skipped only if an administrator determines the behavior warrants it. For example, any act of violence or threat of violence is an automatic step 3.
- Violence of any kind or Threats of Violence, Weapons, Drugs or Alcohol, and any inappropriate touching is an automatic reason for parent notification and being sent home.
- This policy was designed to provide students and teacher/volunteers a peaceful way to resolve conflicts. It is our sincere desire that every situation be handled in a professional and respectful manner.

# SPIRIT DAY

(For ALL Students in their SECOND YEAR of Sacrament Preparation)

Spirit Day is an all day event held on the church property. Spirit Day is designed to allow the youth (who are in their second year of Confirmation preparation) to get to know one another through community building exercises and to learn about the Gifts of the Holy Spirit.

Gather: 9:00am in the Holy Family Center (Downstairs)

Pick-up: 6:15pm Pick up from the Holy Family Center (Downstairs) after Mass

## 1. Wear modest comfortable clothes.

Appropriate Dress for Spirit Day: Clothing at all times should be casual but modest, i.e. jeans or long shorts, shirts / t-shirts and tennis shoes. No cut-offs or short-shorts, belly shirts or exposed sports bras, or t-shirts with suggestive or violent language will be allowed. (A quick test for shorts: when arms are to your side and shorts properly worn, the bottom of the shorts should be longer than your fingers.) In order to respect others and to take the heat into consideration, we ask that you abide to the proper attire.

Things to think about when choosing your clothes...

- We will be inside and outside
- We will be sitting on the ground
- We will be going to Mass as a Group during the Saturday evening Mass

## 2. Bring a sack lunch.

## 3. Bring a 12 pack of Soda, Juice or water to share (no energy drinks)

## 4. Bring a Snack to share with 8-10 people

# SATURDAY – CONFIRMATION WORKSHOPS

(For ALL Students in their SECOND YEAR of Sacrament Preparation. See Sacrament Calendar for dates, times and places)

Saturday Confirmation Workshops are the Sacramental teaching part of the Confirmation Program. These sessions include topics like: "What is Confirmation?", "Chastity and Purity", "Moral Decision Making", "Sacraments of Initiation", and others. Please contact the Youth Office if you would like more details about the confirmation curriculum. The sessions are done in a large group in the Holy Family Center (downstairs) with activities and small group discussion times to help the Confirmandi to better understand the subjects being taught.

*Please note that the Saturday - Confirmation Workshops are specifically set up for both Youth and Parent/Adult Guardian to attend. Workshops are provided in English. No one else may attend except the Parent/Guardian and Teen*



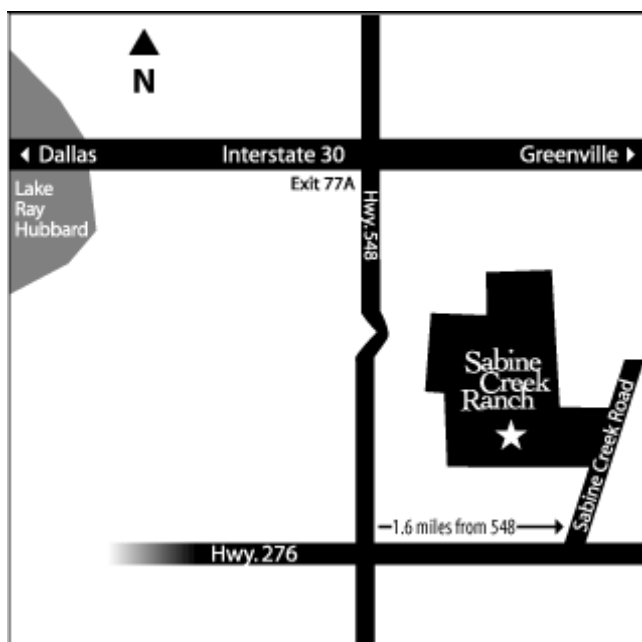
# CONFIRMATION WEEKEND RETREAT

(For All Students in the SECOND YEAR of the Sacrament Process)

Our retreats are incredible events that allow you to encounter the Lord in a very real way. At this retreat we use talks, small group discussions, skits, music and more to show you that Confirmation is not just a onetime event but the beginning of your life of faith. A team of adults and Confirmed high school youth prepare for months to be ready for this retreat.

**\*\* PLEASE BE SURE YOU HAVE EATEN DINNER BEFORE YOU ARRIVE ON RETREAT. \*\***

Drop Off at the Camp: 7:00pm – Friday The Meeting Hall  
Pick Up from the Camp: 2:30pm – Sunday the Meeting Hall



## Directions from Dallas/Rockwall:

Off I-30 eastbound, take exit 68, which is Hwy. 205. At the light, turn right, but veer immediately into the left lane and turn left at the next light, which is Highway 276. This is just one block down. From this intersection, go 8.1 miles down Highway 276 to Sabine Creek Road. Sabine Creek is 1.6 miles past Highway 548. Gate is 1/2 mile down on left.

**WATCH YOUR ODOMETER!!!** - Sabine Creek Road can be easy to miss, especially at night. There are two roads within about 50 feet of each other on the north side of Hwy. 276. Sabine Creek Road is the 2nd one (if you're coming from the direction of Rockwall). These roads are at the end of a very long white board fence on the left. If you come to a section of Hwy. 276 that is divided and goes to four lanes, you just missed the camp.

Sabine Creek Ranch

576 Sabine Creek Road  
Royse City, TX 75189

# CONFIRMATION WEEKEND RETREAT

(For All Students in the SECOND YEAR of the Sacrament Process)

## Things to Bring:

- Positive Attitude
- 2 sets of MODEST comfortable clothing  
(Jeans, Shirt, Socks, Underwear, etc... Remember everyone will be sitting on the floor. Dress at all times should be casual but modest. No cutoffs or short-shorts, belly shirts or sports bras (exposed), band/concert t-shirts or t-shirts with suggestive or violent language will be allowed.
  - Quick Test for appropriate shorts: when wearing shorts properly around waist, the bottom of the shorts should minimally reach to the tip of your fingers as your arms rest along the side of your body.
  - Girls please do not bring shirts or blouses that have an open neck line.
  - Guy's pants/shorts must be pulled up to the waist.
- Pajamas for sleeping
- Bible
- 1 set of appropriate Clothes for Mass
- Tennis Shoes
- Toiletries: Soap, Shampoo, Deodorant, etc...
- Towel and Wash Cloth
- Jacket
- Flashlight
- Snacks and 12 pack of water/ juice or soda to share with small group.

ALL THE ABOVE ITEMS MUST BE PACKED IN ONE BAG THAT YOU WILL HAVE TO CARRY TO YOUR CABIN..

- Sleeping Bag & Pillow or Sheets, Blanket & Pillow  
(Please put these bed items in a plastic garbage bag.)

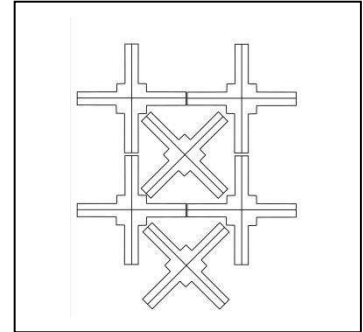
## Things NOT to Bring:

- NO Watches
- NO Phones
- NO Music Players (CD Player, MP3 Player, etc...)
- NO Weapons (Pocket Knives, etc...)
- NO Alcohol, NO Drugs – See note below about Prescription and Over the Counter Medications
- NO Combustible Items (Matches, Fireworks etc...)
- NO Video Players (DVD Player, VCR, TV, etc...)
- NO Video Games of any kind

(Please bring Prescription Drugs to the Medical Personnel as you arrive at the Camp on Friday Night. All prescriptions must be in their original bottle with instruction on amount and frequency of use. The church will provide all other over the counter medication like Tylenol, Advil etc... these will be dispensed by the Medical Personnel throughout the weekend as needed per the instructions on the box or bottle)

# CONFIRMATION: SERVICE AS DISCIPLESHIP

(The "Ws" concept was originally organized at St. Augustine parish in Richmond, MI in 2000.)



## The Four "W's" of the Mission of the Church:

- WORD – to proclaim the message of the gospels
- WORSHIP – to pray and celebrate God among us
- WITNESS – to serve others
- WELCOME – to build community as Christians

Confirmation Candidates will earn W's for service during their sacramental preparation period. The "W" represents service as a disciple in the mission of the church. When service is completed, the youth candidate fills out a short form that is provided in this R.O.C. Packet. The forms are then exchanged for a "W" from leaders at time of programming.

*The tangible form of the W's the candidates earn are merely fluorescent poster board cut outs. They like to collect them. They like to receive them.*

The candidates collect these cardboard W's and at one point gather them in one display as an expression of the service that has been done in their particular Confirmation preparation group. A capital "W" represents a "group" service experience. Group leaders can help to organize group service activities. A lower case "w" represents individual service. The "W's" are displayed during Wednesday Night Classes and the Confirmation rehearsal each year.

When parents or candidates ask how many W's they need to earn, the response Christ, the Pope, our Bishop and Pastor each continue to share is "enough to change the world"...which helps to convey that our service efforts as disciples is never "done" – since there is always more to change for good in the world, we are on a lifelong journey of discipleship and service. Candidates are encouraged to earn a W in at least 2-3 different areas of Church mission, and to earn both capital (group) and lower case (individual) W's. Candidates are given a list of possible ways to earn W's in each area of Church mission within the parish (examples below).

### A Few EXAMPLES....

WORD	WORSHIP	WITNESS	WELCOME
Read a story from the Bible to a child, friend or the blind	Say a prayer out loud for any group or organization	Assist elderly neighbors with their chores.	Visit the elderly in nursing homes
Share your favorite Bible Verse with a friend.	Pray with a friend in need	Volunteer at the local library.	Assist a parent at mass who is an Usher
Review the upcoming Sunday gospel reading with your family	Lead prayer for your family	Help with Vacation Bible School	Help make a new youth/person feel welcome at an event
		Baby sit free of charge.	
		Mission Possible	
		Read to the blind.	

We hope that this process serves as an evangelizing activity for the entire parish community. We hope that After several years of this being done in the parish, parents, youth and parishioners alike can be heard talking about the W's with comments such as "I certainly earned my Ws today!"

# SERVICE AS DISCIPLESHIP – THE WS – SERVICE SLIPS

earned **W** for: (circle one)

**WORD**

**WORSHIP**

**WITNESS**

**WELCOME**

explain: \_\_\_\_\_

Your Name: \_\_\_\_\_

earned **W** for: (circle one)

**WORD**

**WORSHIP**

**WITNESS**

**WELCOME**

explain: \_\_\_\_\_

Your Name: \_\_\_\_\_

earned **W** for: (circle one)

**WORD**

**WORSHIP**

**WITNESS**

**WELCOME**

explain: \_\_\_\_\_

Your Name: \_\_\_\_\_

earned **W** for: (circle one)

**WORD**

**WORSHIP**

**WITNESS**

**WELCOME**

explain: \_\_\_\_\_

Your Name: \_\_\_\_\_

earned **W** for: (circle one)

**WORD**

**WORSHIP**

**WITNESS**

**WELCOME**

explain: \_\_\_\_\_

Your Name: \_\_\_\_\_

earned **W** for: (circle one)

**WORD**

**WORSHIP**

**WITNESS**

**WELCOME**

explain: \_\_\_\_\_

Your Name: \_\_\_\_\_

earned **W** for: (circle one)

**WORD**

**WORSHIP**

**WITNESS**

**WELCOME**

explain: \_\_\_\_\_

Your Name: \_\_\_\_\_

earned **W** for: (circle one)

**WORD**

**WORSHIP**

**WITNESS**

**WELCOME**

explain: \_\_\_\_\_

Your Name: \_\_\_\_\_

earned **W** for: (circle one)

**WORD**

**WORSHIP**

**WITNESS**

**WELCOME**

explain: \_\_\_\_\_

Your Name: \_\_\_\_\_

Candidate (Teen) Name: \_\_\_\_\_ Teen Phone Number \_\_\_\_\_

# SPONSOR INTERVIEW FORM – DUE FIRST WEEK OF OCTOBER

Sponsor Full Name: \_\_\_\_\_ Phone Number \_\_\_\_\_

Sponsor Street Address: \_\_\_\_\_

City: \_\_\_\_\_ State: \_\_\_\_\_ Zip: \_\_\_\_\_

In order for the person you have chosen to be your sponsor they must be able to honestly answer YES to all of the following question. **If they can not answer YES honestly, you must choose someone else.**

Has Sponsor Received: (circle all that apply)

Baptism:	Yes	No
Confirmation:	Yes	No
First Communion:	Yes	No

Current Marital Status:                      Single                      Married                      Divorced                      Widow

If Married, Married in the Roman Catholic Church or received Blessing? ----- Yes      No

If Divorced, Marriage Annuled in the Roman Catholic Church ----- Yes      No

Is Sponsor 16 years of age or older? ----- Yes      No

Please fill out in English. If you need more space, use another piece of paper.

1. What does "prayer" mean to you?

a. Candidate:

b. Sponsor:

2. Do you have a consistent time for prayer each day? If so, when? If not, why and do you want one?

a. Candidate:

b. Sponsor:

3. What do you do when you pray?

a. Candidate:

b. Sponsor:

We sometimes speak of four ACTS of prayer:

- c. - Adoration or love                      We express our love for God.
- d. - Contrition or sorrow                We express sorrow for our sins and ask forgiveness.
- e. - Thanksgiving                        We thank God for his many blessings.
- f. - Supplication or request              We ask for his help, guidance, etc.

4. When you pray do you follow "ACTS"? Why or why not? Would you try it?

a. Candidate:

b. Sponsor:

5. a. Candidate: Write down why you asked them to be your sponsor:

6. Sponsor: Write down why you agreed to be their sponsor:

7. Together, talk about the responsibilities of a sponsor. Write down what the responsibility you both considered to be the most important one and why?

a. Candidate:

b. Sponsor:

8. How are you both going to continue to help and support each other as you prepare for Confirmation?

a. Candidate:

b. Sponsor:

# QUALIFICATIONS FOR SPONSORS

In order for a person to be qualified as a Sponsor for Confirmation, all the following requirements MUST be met:

- The sponsor must be sixteen years or older
- It is desirable that the godparent at Baptism, if present, also be the sponsor at Confirmation
- The sponsor must be \* A Practicing Catholic who has been Confirmed and has already received the Sacrament of the Most Holy Eucharist.
- If the sponsor is married, it must have been by a Catholic Priest, or the marriage must have been blessed by the Catholic Church.
- the sponsor should be someone who can and will receive communion at the confirmation
- The sponsor cannot be the father or the mother of the one to be confirmed.
- It is recommended that the sponsor NOT be someone you are dating.
- One Sponsor per Candidate
- One Candidate per Sponsor

It is desirable that the one who took the role of sponsor at Baptism also be the sponsor for Confirmation. Please involve your parents in the decision of whom you should choose to be your sponsor.

## CONFIRMATION SPONSOR - FAQs

WHO SHOULD I CHOOSE AS A CONFIRMATION SPONSOR?

It is desirable that the godparent at Baptism, if present, also be the sponsor at Confirmation. Whether your sponsor is your godparent or another person you choose, they must be someone whom you know that is \* A Practicing Catholic. If the person you are going to choose is married, they should be married in the Catholic Church. If they have been divorced and are remarried, they need to have had their marriage blessed by the Church.

WHAT QUALITIES SHOULD YOU LOOK FOR IN A SPONSOR?

Someone that you feel is trying to be closer to Christ and His Church, someone that you admire for one or more of their virtues (i.e. goodness, kindness, patience, peace, perseverance). Someone you feel will support you through their presence in your life, by their prayers, spiritual support, and by interest in your life in various experiences or events.

WHY DO I NEED A CONFIRMATION SPONSOR?

You need a sponsor to be a role model, an example, someone who will be in your corner, caring about you and praying for you. The way the saints became saints was by learning from other holy people, namely other saints. They were individuals that wanted to be good, please God, and someday go to heaven. St. Therese of Lisieux said, "to be a saint, you can't be half a saint". Your sponsor is your guide. When you go on a journey you have to plan where to go, what to take, who to go with, and how you're going to get there. Your sponsor will be the person who will help you to grow in your Faith, guide you in what steps you need to take to do that, make suggestions to help you in the right direction for your life, and ultimately be with you and God in heaven.

\* see the next page for a better understanding of the phrase "Practicing Catholic" \*

## **WHAT IS MEANT BY THE PHRASE: "A PRACTICING CATHOLIC?"**

This phrase can be understood in several ways depending on the circumstances in which the question is raised. In one sense, a practicing Catholic is one who fulfills certain simple requirements established by Church law or by the rules of Catholic organizations. By fulfilling those minimum requirements, one can be considered a Catholic, but this says very little about what kind of Catholic a person is at heart.

To raise the question beyond the simple legalistic fulfillment of a certain list of requirements, one has to speak of attitude - of how a person TRIES to be Catholic with all their heart and soul, mind and strength. A practicing Catholic, in this sense, is one who has been baptized; one who has received their First Holy Communion and Confirmation; one who frequently receives Holy Communion and goes to Confession; one who sincerely tries to live a life of faith in communion with the Church; one who always tries to form their conscience according to the authentic teaching of the Church expressed by the Pope and the bishops in union with him; one who belongs and participates in the life and activity of their parish church and supports that community to the best of their ability with their time, treasure and talent. A practicing Catholic is one who lives a chaste life according to their state in life, whether, single, married, or divorced; one who marries according to the laws of the Church, and, if divorce occurs, does not attempt to marry again without submitting their case to the Church tribunal for judgment (annulment). *A practicing Catholic is one who lives to please Christ, not to please self.*

No one is perfect, no one is turned away for being imperfect, but everyone is obliged to strive for perfection and we are strengthened in our efforts by the grace and support of God Himself. Those Catholics who are having serious difficulties with the practice of their faith should legitimately expect the sympathy and help of their fellow Catholic, not judgment, condescension or condemnation. "I must love, I may condemn a person (his actions), but I must love him. If I do not love him, my condemnation is a sign that I am not a Christian." (Pope John XXIII)

A more accurate definition, then of "A Practicing Catholic", is NOT one who seeks to fulfill the minimum required, but rather, one who always tries to love God and neighbor and fulfill one's duties in their Roman Catholic faith to the best of their ability. This would include things like going to mass on Sunday, participation in the other sacraments when necessary, daily prayer life and the desire to continue their faith journey daily.



# SAINT – COAT OF ARMS EXPLANATION

A part of your Confirmation process is learning about the saint or biblical person you were named after. You need to research and complete the Saint Coat of Arms (on next page). The confirmandi should use a saint's name for the rite of Confirmation. If appropriate, the confirmandi may use their baptismal name again. He/she should understand that a saint's name is to be chosen to embody a model and intercessor.

If your First Name AND Middle Name are not a Roman Catholic Saint then you will need to choose a Roman Catholic Saint name for Confirmation.

You need to research and complete the Saint Coat of Arms (on next page). ). IF your name is not a Saint Name, you may decide to choose a saint based upon what they are the patron (protector or supporter) of, but whatever saint you use they become *your* patron. This means they will be looking out for you in a special way for your entire life until one day when you meet them in Heaven! How can you strive to live like someone if you know nothing about them? This is why we require you to complete the Saint Coat of Arms.

Why is it even important to feel a connection with a saint? As Catholics, we know the power of having Mary and the saints pray (or intercede) for us. The saint's lives point to Christ as "the way, the truth, and the life." Many saints are patrons of different things. For example, St. Cecilia is the patron saint of musicians and St. Francis of Assisi is the patron saint of animals.

## IMPORTANT NOTE:

The name of the saint you choose is the name that you will take as your own at Confirmation. For example if you choose St. Anthony, the Bishop will say, "Anthony, be sealed with the gift of the Holy Spirit" as you are Confirmed.

1. Where to do research:
  - a. [www.catholic.org/saints](http://www.catholic.org/saints)
  - b. [www.catholic-forum.com/saints](http://www.catholic-forum.com/saints)
  - c. [www.newadvent.org/cathen/index.html](http://www.newadvent.org/cathen/index.html)
  - d. Your local library – Sanctioned Roman Catholic Saint Books
  - e. Butler's Lives of the Saints – Church Youth Office
  - f. Books on Saints – Church Youth Office

If research is done online, please be sure that the site you are gathering your information from is a sanctioned ROMAN CATHOLIC website. If you are unsure, please contact us by email –send us the link to the webpage you are reviewing.

# Coat of Arms for Saint

(Please PRINT Saint Name above)

DUE FIRST WEEK OF NOVEMBER

The form is a shield-shaped template divided into six numbered sections:

- 1**: A small diamond-shaped section at the top center.
- 2**: A section on the left side labeled "Profession or vocation:".
- 3**: A section on the right side labeled "Reasons for sainthood:".
- 4**: A central section containing "Date of birth:", "Date of death:", and "Date of canonization:".
- 5**: A wide horizontal section labeled "Personal qualities that others are called to model:".
- 6**: A section at the bottom labeled "One challenge that the person would offer to young people today:".

# LETTER TO THE BISHOP

DUE FIRST WEEK OF February

Another part of the Confirmation process is writing a letter to the Bishop. The Bishop will administer the Sacrament of Confirmation to you, but he is not able to get to know each of you individually. Therefore, the Bishop has requested that you write a letter to him, so he knows a little bit more about you and what you have done to prepare to receive this Sacrament. The letter must be TYPED and should follow the example below:

## Bishop Letter Template

(Include Date)

**Greeting:** Your Excellency,

**Body Includes:** Introduction - Introduce yourself, use first and last name

Share with the bishop that you want to be confirmed at Our Lady of the Lake in Rockwall... in April of 20??

Share with him how you have prepared...

study (classes)

prayer

service projects (name a few examples)

special activities (retreat)

Who you have selected for your confirmation name/saint, and why?

Who you have asked to be your sponsor... and why?

**Closing:** *Choose one of the following:*

Sincerely yours,

*OR* In Christ,

*OR* A Confirmation candidate,

***(Don't forget your signature!)***

# CONFIRMATION REHEARSAL & CEREMONY

REHEARSAL: #1 - MONDAY - APRIL 25, 2016 at 6:00pm in the Church  
#2 - MONDAY - APRIL 25, 2016 at 7:30pm in the Church

CEREMONY: #1 - Thursday, April 28, 2016 at 7 pm  
#2 - Friday, April 29, 2016 at 7 pm

STUDENT & SPONSORS need to gather in  
Holy Family Hall (downstairs)

NO LATER THAN 6:30pm on Night of the Confirmation Mass – Church Doors will open at 6pm

LETTERS WILL BE MAILED THE LAST WEEK OF FEBRUARY DESIGNATING  
THE DATES OF YOUR TEEN(S) CONFIRMATION REHEARSAL AND MASS (CEREMONY)

Rehearsal: The rehearsal is required for all 2<sup>nd</sup> year students that have completed the entire 2 consecutive year process. Please come to the CHURCH. All students, along with their sponsors, MUST attend. If someone's sponsor is not available, a parent or other adult must fill in.

Ceremony: All students and sponsors need to be in Holy Family Hall, NO LATER THAN 6:30pm. Parents and friends are welcome to take their seats in the church at that time. If someone's sponsor is not available for the ceremony, a parent or other adult must fill in as a proxy. Please contact the Youth Office as soon as possible if the sponsor cannot attend.

## CONFIRMATION CEREMONY – DRESS CODE

Clothing: Appropriate attire for the day should be a priority. Anyone who does not comply with the dress code will have to wear a Red – "Graduation Style" Robe over their clothes.

Boys: should wear dress slacks (preferably black or navy blue) and a button up dress shirt (white preferably) with a tie. Suit coats are optional. Dress shoes with socks must be worn. Tennis or sport shoes are NOT appropriate!

Girls should wear a nice dress and dress shoes with socks or hosiery. No spaghetti straps or low cut tops will be allowed and the dress hemline must, at least go past the bottom of the knee. No Flip flops or sandals.

DO NOT USE VIDEO CAMERAS OR PHOTOGRAPHY  
DURING THE CEREMONY (Mass) ITSELF!!

The Bishop or Presider is usually available for pictures with all students in the church following the ceremony. Bring your own camera if you would like to take advantage of this opportunity.

Thanks very much for all your support and help!

# GLOSSARY OF TERMS

**BISHOP:** He is the shepherd of a particular diocese, just like a pastor (Fr. George) is the shepherd of a church (Our Lady of the Lake Parish). He, or someone who represents him, will administer the Sacrament of Confirmation because he is a symbol of the whole Church. Bishop Kevin Farrell is the bishop of the Roman Catholic Diocese of Dallas.

**CANDIDATE:** This is you, the student preparing for Confirmation; *also* called *Confirmandi*

**CANONIZATION:** The declaration by the Pope that a deceased member of the faithful may be seen as a model and intercessor for us, the Christian faithful, and honored as a saint on the basis that the person lived a life of heroic virtue or remained faithful to God through martyrdom (dying for your faith). *See also*, Saint.

**CHRISM:** Perfumed oil, consecrated by the bishop, which signifies the gift of the Holy Spirit. Chrism is used for consecration in the Sacraments of Baptism, Confirmation, Holy Orders, & Anointing of the Sick.

**CONFIRMATION:** One of the Sacraments of Initiation into the Church, together with Baptism and Eucharist. Confirmation completes the grace of Baptism by a special outpouring of the gifts of the Holy Spirit, which seal or “confirm” the baptized in union with Christ and equip them for active participation in the worship and apostolic life of the Church.

**GIFTS OF THE HOLY SPIRIT:** Permanent characters that make us compliant to follow the encouragement of the Holy Spirit. The traditional list of seven gifts of the Spirit is from Isaiah 11:1-3: wisdom, understanding, knowledge, counsel, piety, fortitude, and fear of the Lord.

1. Wisdom is the first and highest gift of the Holy Spirit, because it is the perfection of the theological virtue of faith. Through wisdom, we come to value properly those things which we believe through faith. The truths of Christian belief are more important than the things of this world, and wisdom helps us to order our relationship to the created world properly, loving Creation for the sake of God, rather than for its own sake.
2. Understanding - people sometimes have a hard time understanding (no pun intended) how it differs from wisdom. While wisdom is the desire to contemplate the things of God, understanding allows us grasp, at least in a limited way, the very essence of the truths of the Catholic Faith. Through understanding, we gain a certitude about our beliefs that moves beyond faith.
3. Counsel (also called Right Judgment) is the perfection of the cardinal virtue of prudence. Prudence can be practiced by anyone, but counsel is supernatural. Through this gift of the Holy Spirit, we are able to judge how best to act almost by intuition. Because of the gift of counsel, Christians need not fear to stand up for the truths of

the Faith, because the Holy Spirit will guide us in defending those truths.

4. Fortitude (also known as Strength)- While counsel is the perfection of a cardinal virtue, fortitude is both a gift of the Holy Spirit and a cardinal virtue. Fortitude is ranked as the fourth gift of the Holy Spirit because it gives us the strength to follow through on the actions suggested by the gift of counsel. While fortitude is sometimes called courage, it goes beyond what we normally think of as courage. Fortitude is the virtue of the martyrs that allows them to suffer death rather than to renounce the Christian Faith.
5. Knowledge is often confused with both wisdom and understanding. Like wisdom, knowledge is the perfection of faith, but whereas wisdom gives us the desire to judge all things according to the truths of the Catholic Faith, knowledge is the actual ability to do so. Like counsel, it is aimed at our actions in this life. In a limited way, knowledge allows us to see the circumstances of our life the way that God sees them. Through this gift of the Holy Spirit, we can determine God's purpose for our lives and live them accordingly.
6. Piety (or Reverence as it is sometimes known) is the perfection of the virtue of religion. While we tend to think of religion today as the external elements of our faith, it really means the willingness to worship and to serve God. Piety takes that willingness beyond a sense of duty, so that we desire to worship God and to serve Him out of love, the way that we desire to honor our parents and do what they wish.
7. Fear of the Lord (or Wonder & Awe) - perhaps no other gift of the Holy Spirit is so misunderstood. We think of fear and hope as opposites, but the fear of the Lord confirms the theological virtue of hope. This gift of the Holy Spirit gives us the desire not to offend God, as well as the certainty that God will supply us the grace that we need in order to keep from offending Him. Our desire not to offend God is more than simply a sense of duty; like piety, the fear of the Lord arises out of love.

**GRACE:** The free and undeserved gift that God gives us to respond to our vocation to become his adopted children.

**HOLY SPIRIT:** The third divine Person of the Blessed Trinity, the personal love of Father and Son for each other.

**SACRAMENT:** A sign of grace, established by Christ and entrusted to the Church, by which divine life is given out to us through the work of the Holy Spirit.

**SAINT:** The “holy one” who leads a life in union with God through the grace of Christ and receives the reward of eternal life. Anyone who makes it to heaven is a saint. *See also*, Canonization.

**SPONSOR:** A person you choose to help guide you, throughout your life, closer to God. They will be present with you on the day of your Confirmation.



