

NT window[®]

Windows of Opportunity[®]



DEALER PRICE BOOK

INDEX

Introduction.....	1
Presidential Series Vinyl Window	2-3
Executive Series Vinyl Replacement Window	4-5
Construction Pro Series Vinyl Window.....	6-7
Slimline Picture Window Series	8-9
Royal Signature Series Vinyl Casement & Awning Series	10-11
R301 - Vinyl Sliding Patio Door	12
R1600 - Vinyl Garden Door	13
Twinsulator Thermal Brake Aluminum Double Hung Window	14-15
Twinsulator Thermal Brake Aluminum Single Hung Windows	16-17
Deluxe & Economy Aluminum Storm Windows.....	18-19
Aluminum Patio Doors	20
Legacy Aluminum Storm Doors	21
Screens	22
Screen Options	23
Insulated Glass	24
Installation Hardware.....	25
Myriad Sunroom Price List.....	26
Myriad Enclosure Component Order Form	27
Colonial Lite Standard Pattern Examples	28
Grid Patterns	29
Geometric Shapes	30
Terms and Conditions of Sale	31-38
Limited Lifetime Warranty	39-40
Glass Breakage Warranty	41
Window Order Form	42
Samples / Literature Request Form.....	43
Insulated Glass & Sunscreen Purchase Order	44
Warranty / Service Request Form	45
Return Ticket Authorization.....	46
Dealer Credit Application	47-48
Credit Card Authorization Form	49



Texas
Oklahoma
Louisiana
Arkansas
New Mexico
Tennessee
Alabama
Mississippi
Kansas
Missouri

INTRODUCTION

NT Window is home to the *Select* Line of products that meet Energy Star requirements for 2015... Today.



NT Window is a leading window manufacturer of aluminum and vinyl windows, both serving the replacement and new construction industries. NT Window was established in 1982 when two existing window manufacturers merged together, both with excellent reputations in their fields.

NT Window offers a complete product line conforming to the needs of the residential and commercial markets, including aluminum and vinyl window and door systems, insulated glass line, storm door line and solar screens.

With an in-house extrusion supplier and over 800 independent dealers in the southern United States including Texas, Oklahoma, Louisiana, Arkansas, New Mexico, Mississippi, Kansas and Missouri; NT Window produces over 100,000 windows per year in our Dallas/Fort Worth manufacturing plant.

NT Window is an active participant in industry leading organizations like NFRC and AAMA allowing us to offer certified products to meet all of your specific building requirements.

Quality of product and quality of service are combined to build an NT Window.

PRESIDENTIAL SERIES VINYL WINDOW

STANDARD FEATURES:

3 1/4" Main Frame
7/8" OA Insulated Glass w/ DSB

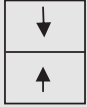
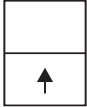




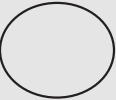
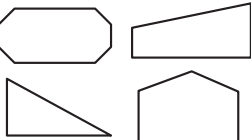
Ventilation Latches
Super Spacer

Constant Force Balance
Half Extruded Screen (DH / SL Only)

COLOR OPTIONS		COST	PER				
Almond		\$0.25	UI				
Interior Wood Grain*** (White exterior only or can be combined w/ Painted Exterior Option below)		\$1.75	UI				
Painted Exterior ¹		\$2.00	UI				
PERFORMANCE OPTIONS							
Cardinal LoE ³ 366 Glass		\$0.35	UI				
Tinted Glass (Bronze & Grey)		\$0.50	UI				
Argon Gas		\$0.20	UI				
Krypton Gas		\$2.00	UI				
Double Low E		\$0.85	UI				
Triple Glaze Insulated Glass		\$0.60	UI				
Foam Wrapped Frame		\$0.25	UI				
Foam Filled Frame & Sash		\$0.65	UI				
DP 45 Rating Package		\$1.00	UI				
ADDITIONAL GLASS OPTIONS							
5/32" Glass		\$0.50	UI				
3/16" Glass (Picture Window Only)		\$1.00	UI				
Obscured Glass (Pattern 62)		\$0.50	UI				
Rain Glass		\$0.75	UI				
Glue Chip		\$2.50	UI				
Laminated .030		\$3.50	UI				
Laminated .090		\$6.00	UI				
Tempered Glass (Add to Glass Strength)		\$2.50	UI				
Tempered Bottom Sash Only (Add to Glass Strength)		\$1.25	UI				
Glass Breakage Warranty		\$20.00	EA				
PICTURE WINDOW GLASS REQUIREMENTS							
Window Size	24 - 34	SQ. FT.	Requires 5/32" Annealed				
Window Size	35 - 40	SQ. FT.	Requires 3/16" Annealed				
Window Size	41 - 50	SQ. FT.	Requires 3/16" Tempered				
Width or Height Greater than 88"			Requires 5/32" Annealed				
Width or Height Greater than 96"			Requires 3/16" Annealed				
TYPES		PATTERNS					
		Traditional	Prairie	Continuous Prairie	Double Prairie	Geometric SDL	Diamond
Flat Colonial Lite Muntins 3/8" x 5/8" (White & Almond Only)		\$0.50	\$0.75	\$0.75	\$1.50	n/a	\$6.00 UI
Contoured Muntins 18mm (White & Almond Only)		\$0.75	\$1.00	\$1.00	n/a	n/a	n/a UI
Simulated Divided Lites 7/8" (White & Almond Only)		\$2.50	\$2.75	\$2.75	n/a	\$6.25	n/a UI
Painted Simulated Divided Lites (Exterior Only)		\$4.00	\$4.25	\$4.25	n/a	\$7.75	n/a UI
•3/4" OA IG only, Can NOT be ordered w/ Triple Glaze Option							
Two Tone Flat Colonial Muntins		\$1.25	\$1.50	\$1.50	\$2.25	n/a	n/a UI
•Wood Grain Interior w/ Almond or White Exterior							
•Bronze or Brick Red Exterior w/ White or Almond Interior							
SCREEN OPTIONS							
Full Extruded Fiberglass Screen						\$0.25	UI
Full Extruded Wire Screen						\$0.38	UI
Full Extruded 70% Sunscreen						\$0.75	UI
Full Extruded 80% Sunscreen						\$1.00	UI
Full Extruded 90% Sunscreen						\$1.25	UI
Half Aluminum Wire Screen						\$0.13	UI
FIN & MULL OPTIONS							
Standard Field Mull						\$20.00	EA
Standard Factory Mull						\$40.00	EA
Bay / Bow Mull Set						\$45.00	EA
Nailing Fin ² (Specify Exact Size or Rough Opening)						\$ 0.50	UI
Head & Sill Expander ³						\$10.00	EA



NOTE: 68 UI PRICE MINIMUM ON ALL PRODUCTS & OPTIONS

W-210 PRESIDENTIAL DOUBLE HUNG 	WHITE PER UI CLEAR / CLEAR \$3.88	MIN WIDTH 13" MIN HEIGHT 24" MAX WIDTH 54" MAX HEIGHT 96" MAX UI 144
W-110 PRESIDENTIAL SINGLE HUNG 	WHITE PER UI CLEAR / CLEAR \$3.60	MIN WIDTH 12" MIN HEIGHT 24" MAX WIDTH 54" MAX HEIGHT 96" MAX UI 144
W-140 PRESIDENTIAL SLIDER XX 	WHITE PER UI CLEAR / CLEAR \$3.88 XOX SLIDER \$4.63 NOTE: SPECIFY XOX CONFIGURATION 1/4 - 1/2 - 1/4 or 1/3 - 1/3 - 1/3	2 LITE: MIN WIDTH 24" MIN HEIGHT 11" MAX WIDTH 72" MAX HEIGHT 72" MAX UI 144 3 LITE: MIN WIDTH 48" MIN HEIGHT 24" MAX WIDTH 108" MAX HEIGHT 72" MAX UI 180
W-150 PRESIDENTIAL PICTURE WINDOW 	WHITE PER UI CLEAR / CLEAR \$3.25	OVER 144 UI ADD \$2.00 MIN WIDTH 14" MIN HEIGHT 14" MAX WIDTH 108" MAX HEIGHT 108" MAX UI 156
W-150 PRESIDENTIAL FULL / HALF EYEBROW PW 	WHITE PER UI CLEAR / CLEAR \$7.25 NOTE: Center Demension Required on Half Eyebrow Configuration	OVER 144 UI ADD \$2.00 MIN WIDTH 16" MIN HEIGHT 14" MAX WIDTH 96" MAX HEIGHT 108" MAX UI 156 MIN LEG 5"
W-110 OPERATING EYEBROW (MIN WIDTH - 16") ADD \$2.00 PER UNITED INCH TO BASE PRICE OF SH		
W-150 PRESIDENTIAL HALF CIRCLE / QUARTER CIRCLE PW 	WHITE PER UI CLEAR / CLEAR \$7.25	OVER 144 UI ADD \$2.00 MIN WIDTH 34" MIN HEIGHT 17" MAX WIDTH 96" MAX HEIGHT 108" MAX UI 156 MIN LEG 5" MIN RADIUS 17"
W-110 OPERATING CIRCLE TOP (MIN WIDTH - 34") ADD \$2.00 PER UNITED INCH TO BASE PRICE OF SH		
W-150 PRESIDENTIAL CIRCLE PW 	WHITE PER UI CLEAR / CLEAR \$7.25 NOTE: J-Channel not available w/ Prime Option	MIN WIDTH 34" MAX WIDTH 72"
W-150 PRESIDENTIAL TRIANGLE, RAKE, & OCTAGON PW 	WHITE PER UI CLEAR / CLEAR \$7.25	OVER 144 UI ADD \$2.00 MIN WIDTH Please Call MIN HEIGHT Please Call MAX WIDTH Please Call MAX HEIGHT Please Call MAX UI Please Call
W-110 OPERATING RAKE ADD \$2.00 PER UNITED INCH TO BASE PRICE OF SH		
PRESIDENTIAL SERIES REPLACEMENT SASH		\$1.25 UI⁴

NOTE: 68 UI PRICE MINIMUM ON ALL PRODUCTS & OPTIONS



EXECUTIVE SERIES VINYL WINDOW

STANDARD FEATURES:

3 1/4" Main Frame
7/8" OA Insulated Glass w/ DSB

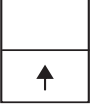




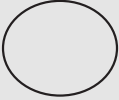
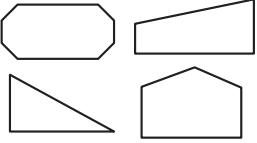
Super Spacer

Constant Force Balance
Half Roll Form Screen

	COLOR OPTIONS		COST	PER			
Almond			\$0.25	UI			
	PERFORMANCE OPTIONS						
Cardinal LoE ³ 366 Glass			\$0.35	UI			
Argon Gas			\$0.20	UI			
Foam Wrapped Frame			\$0.25	UI			
	ADDITIONAL GLASS OPTIONS						
5/32" Glass			\$0.50	UI			
3/16" Glass (Picture Window Only)			\$1.00	UI			
Obscured Glass (Pattern 62)			\$0.50	UI			
Rain Glass			\$0.75	UI			
Tempered Glass (Add to Glass Strength)			\$2.50	UI			
Tempered Bottom Sash Only (Add to Glass Strength)			\$1.25	UI			
Glass Breakage Warranty			\$20.00	EA			
PICTURE WINDOW GLASS REQUIREMENTS							
Window Size	24 - 34	SQ. FT.	Requires	5/32" Annealed			
Window Size	35 - 40	SQ. FT.	Requires	3/16" Annealed			
Window Size	41 - 50	SQ. FT.	Requires	3/16" Tempered			
Width or Height Greater than 88"			Requires	5/32" Annealed			
Width or Height Greater than 96"			Requires	3/16" Annealed			
	GRID OPTIONS						
TYPES	PATTERNS						
	Traditional	Prairie	Continuous Prairie	Double Prairie	Geometric SDL	Diamond	
Flat Colonial Lite Muntins 3/8" x 5/8" (White & Almond Only)	\$0.50	\$0.75	\$0.75	\$1.50	n/a	\$6.00	UI
	SCREEN OPTIONS						
Full Roll Form Fiberglass Screen (Sliders Only)							\$0.13 UI
Full Roll Form Wire Screen (Sliders Only)							\$0.26 UI
Half Aluminum Wire Screen							\$0.13 UI
	FIN & MULL OPTIONS						
Standard Field Mull							\$20.00 EA
Standard Factory Mull							\$40.00 EA
Bay/Bow Mull Set							\$45.00 EA
Stucco Flange							\$ 1.00 UI
Head & Sill Expander ³							\$10.00 EA



NOTE: 68 UI PRICE MINIMUM ON ALL PRODUCTS & OPTIONS

E-110 EXECUTIVE SINGLE HUNG	WHITE PER UI		MIN WIDTH 13" MIN HEIGHT 24" MAX WIDTH 54" MAX HEIGHT 96" MAX UI 144
	CLEAR / CLEAR	\$3.15	
E-140 EXECUTIVE SLIDER XX	WHITE PER UI	2 LITE: MIN WIDTH 24" MIN HEIGHT 11" MAX WIDTH 72" MAX HEIGHT 72" MAX UI 144	3 LITE: MIN WIDTH 48" MIN HEIGHT 24" MAX WIDTH 108" MAX HEIGHT 72" MAX UI 180
	CLEAR / CLEAR XOX SLIDER	\$3.43 \$4.43	
NOTE: SPECIFY XOX CONFIGURATION 1/4 - 1/2 - 1/4 or 1/3 - 1/3 - 1/3			
E-150 EXECUTIVE PICTURE WINDOW	WHITE PER UI	OVER 144 UI ADD	MIN WIDTH 14" MIN HEIGHT 14" MAX WIDTH 108" MAX HEIGHT 108" MAX UI 156
	CLEAR / CLEAR	\$3.03	\$2.00
E-150 EXECUTIVE FULL / HALF EYEBROW PW	WHITE PER UI	OVER 144 UI ADD	MIN WIDTH 16" MIN HEIGHT 14" MAX WIDTH 96" MAX HEIGHT 108" MAX UI 156 MIN LEG 5"
	CLEAR / CLEAR	\$6.53	\$2.00
NOTE: Center Dimension Required on Half Eyebrow Configuration			
E-110 OPERATING EYEBROW (MIN WIDTH - 16") ADD \$2.00 PER UNITED INCH TO BASE PRICE OF SH			
E-150 EXECUTIVE HALF CIRCLE / QUARTER CIRCLE PW	WHITE PER UI	OVER 144 UI ADD	MIN WIDTH 34" MIN HEIGHT 17" MAX WIDTH 96" MAX HEIGHT 108" MAX UI 156 MIN LEG 5" MIN RADIUS 17"
	CLEAR / CLEAR	\$6.53	\$2.00
E-110 OPERATING CIRCLE TOP (MIN WIDTH - 34") ADD \$2.00 PER UNITED INCH TO BASE PRICE OF SH			
E-150 EXECUTIVE CIRCLE PW	WHITE PER UI		MIN WIDTH 34" MAX WIDTH 72"
	CLEAR / CLEAR	\$6.53	
NOTE: J-Channel not available w/ Prime Option			
E-150 EXECUTIVE TRIANGLE, RAKE, & OCTAGON PW	WHITE PER UI	OVER 144 UI ADD	MIN WIDTH Please Call MIN HEIGHT Please Call MAX WIDTH Please Call MAX HEIGHT Please Call MAX UI Please Call
	CLEAR / CLEAR	\$6.53	\$2.00
E-110 OPERATING RAKE ADD \$2.00 PER UNITED INCH TO BASE PRICE OF SH			
EXECUTIVE SERIES REPLACEMENT SASH		\$1.25 UI⁴	

NOTE: 68 UI PRICE MINIMUM ON ALL PRODUCTS & OPTIONS



CONSTRUCTION PRO SERIES VINYL WINDOW

STANDARD FEATURES:

3 1/4" Main Frame
7/8" OA Insulated Glass w/ DSB

Nailing Flange W/ J-Channel
Super Spacer







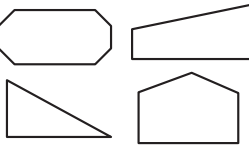
Constant Force Balance
Half Roll Form Screen

COLOR OPTIONS		COST	PER				
Almond		\$0.25	UI				
PERFORMANCE OPTIONS							
Cardinal LoE ³ 366 Glass		\$0.35	UI				
Argon Gas		\$0.20	UI				
Foam Wrapped Frame		\$0.25	UI				
ADDITIONAL GLASS OPTIONS							
5/32" Glass		\$0.50	UI				
3/16" Glass (Picture Window Only)		\$1.00	UI				
Obscured Glass (Pattern 62)		\$0.50	UI				
Rain Glass		\$0.75	UI				
Tempered Glass (Add to Glass Strength)		\$2.50	UI				
Tempered Bottom Sash Only (Add to Glass Strength)		\$1.25	UI				
Glass Breakage Warranty		\$20.00	EA				
PICTURE WINDOW GLASS REQUIREMENTS							
Window Size	24 - 34	SQ. FT.	Requires 5/32" Annealed				
Window Size	35 - 40	SQ. FT.	Requires 3/16" Annealed				
Window Size	41 - 50	SQ. FT.	Requires 3/16" Tempered				
Width or Height Greater than 88"			Requires 5/32" Annealed				
Width or Height Greater than 96"			Requires 3/16" Annealed				
GRID OPTIONS							
TYPES	PATTERNS						
	Traditional	Prairie	Continuous Prairie	Double Prairie	Geometric SDL	Diamond	
Flat Colonial Lite Muntins 3/8" x 5/8" (White & Almond Only)	\$0.50	\$0.75	\$0.75	\$1.50	n/a	\$6.00	UI
SCREEN OPTIONS							
Full Roll Form Fiberglass Screen (Sliders Only)		\$0.13	UI				
Full Roll Form Wire Screen (Sliders Only)		\$0.26	UI				
Half Aluminum Wire Screen		\$0.13	UI				
FIN & MULL OPTIONS							
Standard Field Mull		\$20.00	EA				
Standard Factory Mull		\$40.00	EA				
Bay/Bow Mull Set		\$45.00	EA				



NOTE: 68 UI PRICE MINIMUM ON ALL PRODUCTS & OPTIONS

CUSTOM SIZE ADD \$.25 UI

	N-110 CONSTRUCTION PRO SINGLE HUNG	WHITE		MIN WIDTH	13"
		PER UI		MIN HEIGHT	24"
	CLEAR / CLEAR	\$2.89		MAX WIDTH	54"
				MAX HEIGHT	96"
				MAX UI	144
	N-140 CONSTRUCTION PRO SLIDER XX	WHITE	2 LITE:	3 LITE:	
		PER UI	MIN WIDTH 24"	MIN WIDTH 48"	
			MIN HEIGHT 11"	MIN HEIGHT 24"	
	CLEAR / CLEAR	\$2.89	MAX WIDTH 72"	MAX WIDTH 108"	
	XOX SLIDER	\$3.89	MAX HEIGHT 72"	MAX HEIGHT 72"	
		MAX UI 144	MAX UI 180		
NOTE: SPECIFY XOX CONFIGURATION 1/4 - 1/2 - 1/4 or 1/3 - 1/3 - 1/3					
	N-150 CONSTRUCTION PRO PICTURE WINDOW	WHITE	OVER 144 UI	MIN WIDTH	14"
		PER UI	ADD	MIN HEIGHT	14"
	CLEAR / CLEAR	\$2.65	\$2.00	MAX WIDTH	108"
				MAX HEIGHT	108"
				MAX UI	156
	N-150 CONSTRUCTION PRO FULL / HALF EYEBROW PW	WHITE	OVER 144 UI	MIN WIDTH	16"
		PER UI	ADD	MIN HEIGHT	14"
	CLEAR / CLEAR	\$5.89	\$2.00	MAX WIDTH	96"
				MAX HEIGHT	108"
				MAX UI	156
				MIN LEG	5"
NOTE: Center Dimension Required on Half Eyebrow Configuration					
N-110 OPERATING EYEBROW (MIN WIDTH - 16") ADD \$2.00 PER UNITED INCH TO BASE PRICE OF SH					
	N-150 CONSTRUCTION PRO HALF CIRCLE / QUARTER CIRCLE PW	WHITE	OVER 144 UI	MIN WIDTH	34"
		PER UI	ADD	MIN HEIGHT	17"
	CLEAR / CLEAR	\$5.89	\$2.00	MAX WIDTH	96"
				MAX HEIGHT	108"
				MAX UI	156
				MIN LEG	5"
				MIN RADIUS	17"
N-110 OPERATING CIRCLE TOP (MIN WIDTH - 34") ADD \$2.00 PER UNITED INCH TO BASE PRICE OF SH					
	N-150 CONSTRUCTION PRO CIRCLE PW	WHITE		MIN WIDTH	34"
		PER UI		MAX WIDTH	72"
	CLEAR / CLEAR	\$5.89			
NOTE: J-Channel not available w/ Prime Option					
	N-150 CONSTRUCTION PRO TRIANGLE, RAKE, & OCTAGON PW	WHITE	OVER 144 UI	MIN WIDTH	Please Call
		PER UI	ADD	MIN HEIGHT	Please Call
	CLEAR / CLEAR	\$5.89	\$2.00	MAX WIDTH	Please Call
				MAX HEIGHT	Please Call
				MAX UI	Please Call
N-110 OPERATING RAKE ADD \$2.00 PER UNITED INCH TO BASE PRICE OF SH					
CONSTRUCTION PRO SERIES REPLACEMENT SASH			\$1.25 UI⁴		

NOTE: 68 UI PRICE MINIMUM ON ALL PRODUCTS & OPTIONS



SLIMLINE PICTURE WINDOW SERIES

STANDARD FEATURES:

3 1/4" Main Frame

Super Spacer

7/8" OA Insulated Glass w/ DSB

COLOR OPTIONS		COST	PER				
Almond		\$0.25	UI				
Interior Wood Grain*** (White exterior only or can be combined w/ Painted Exterior Option below)		\$1.75	UI				
Painted Exterior ¹		\$2.00	UI				
PERFORMANCE OPTIONS							
Cardinal LoE ³ 366 Glass		\$0.35	UI				
Tinted Glass (Bronze & Grey)		\$0.50	UI				
Argon Gas		\$0.20	UI				
Krypton Gas		\$2.00	UI				
Double Low E		\$0.85	UI				
Triple Glaze Insulated Glass		\$0.60	UI				
Foam Wrapped Frame		\$0.25	UI				
ADDITIONAL GLASS OPTIONS							
5/32" Glass		\$0.50	UI				
3/16" Glass (Picture Window Only)		\$1.00	UI				
Obscured Glass (Pattern 62)		\$0.50	UI				
Rain Glass		\$0.75	UI				
Glue Chip		\$2.50	UI				
Laminated .030		\$3.50	UI				
Laminated .090		\$6.00	UI				
Tempered Glass (Add to Glass Strength)		\$2.50	UI				
Glass Breakage Warranty		\$20.00	EA				
PICTURE WINDOW GLASS REQUIREMENTS							
Window Size	24 - 34	SQ. FT.	Requires 5/32" Annealed				
Window Size	35 - 40	SQ. FT.	Requires 3/16" Annealed				
Window Size	41 - 50	SQ. FT.	Requires 3/16" Tempered				
Width or Height Greater than 88"			Requires 5/32" Annealed				
Width or Height Greater than 96"			Requires 3/16" Annealed				
GRID OPTIONS							
TYPES	PATTERNS						
	Traditional	Prairie	Continuous Prairie	Double Prairie	Geometric SDL	Diamond	
Flat Colonial Lite Muntins 3/8" x 5/8" (White & Almond Only)	\$0.50	\$0.75	\$0.75	\$1.50	n/a	\$6.00	UI
Contoured Muntins 18mm (White & Almond Only)	\$0.75	\$1.00	\$1.00	n/a	n/a	n/a	UI
Simulated Divided Lites 7/8" (White & Almond Only)	\$2.50	\$2.75	\$2.75	n/a	\$6.25	n/a	UI
Painted Simulated Divided Lites (Exterior Only)	\$4.00	\$4.25	\$4.25	n/a	\$7.75	n/a	UI
•3/4" OA IG only, Can NOT be ordered w/ Triple Glaze Option							
Two Tone Flat Colonial Muntins	\$1.25	\$1.50	\$1.50	\$2.25	n/a	n/a	UI
•Wood Grain Interior w/ Almond or White Exterior							
•Bronze or Brick Red Exterior w/ White or Almond Interior							
FIN & MULL OPTIONS							
Standard Field Mull		\$20.00					EA
Standard Factory Mull		\$40.00					EA
Bay/Bow Mull Set		\$45.00					EA
Nailing Fin ² (Specify Exact Size or Rough Opening)		\$ 0.50					UI
Head & Sill Expander ³		\$10.00					EA



NOTE: 68 UI PRICE MINIMUM ON ALL PRODUCTS & OPTIONS

ROYAL SIGNATURE VINYL CASEMENT & AWNING SERIES

STANDARD FEATURES:

3 1/4" Main Frame

Super Spacer

Standard Roll Form Full Screen

7/8" OA Insulated Glass w/ DSB

COLOR OPTIONS		COST	PER					
Almond		\$0.25	UI					
Interior Wood Grain*** (White exterior only or can be combined w/ Painted Exterior Option below)		\$1.75	UI					
Painted Exterior ¹		\$2.00	UI					
PERFORMANCE OPTIONS								
Cardinal LoE ³ 366 Glass		\$0.35	UI					
Tinted Glass (Bronze & Grey)		\$0.50	UI					
Argon Gas		\$0.20	UI					
Krypton Gas		\$2.00	UI					
Double Low E		\$0.85	UI					
Triple Glaze Insulated Glass		\$0.60	UI					
Foam Wrapped Frame		\$0.25	UI					
ADDITIONAL GLASS OPTIONS								
5/32" Glass		\$0.50	UI					
3/16" Glass (Picture Window Only)		\$1.00	UI					
Obscured Glass (Pattern 62)		\$0.50	UI					
Rain Glass		\$0.75	UI					
Glue Chip		\$2.50	UI					
Laminated .030		\$3.50	UI					
Laminated .090		\$6.00	UI					
Tempered Glass (Add to Glass Strength)		\$2.50	UI					
Glass Breakage Warranty		\$20.00	EA					
PICTURE WINDOW GLASS REQUIREMENTS								
Window Size	24 - 34	SQ. FT.	Requires 5/32" Annealed					
Window Size	35 - 40	SQ. FT.	Requires 3/16" Annealed					
Window Size	41 - 50	SQ. FT.	Requires 3/16" Tempered					
Width or Height Greater than 88"			Requires 5/32" Annealed					
Width or Height Greater than 96"			Requires 3/16" Annealed					
TYPES		GRID OPTIONS						
		PATTERNS						
		Traditional	Prairie	Continuous Prairie	Double Prairie	Geometric SDL	Diamond	
Flat Colonial Lite Muntins 3/8" x 5/8" (White & Almond Only)		\$0.50	\$0.75	\$0.75	\$1.50	n/a	\$6.00	UI
Contoured Muntins 18mm (White & Almond Only)		\$0.75	\$1.00	\$1.00	n/a	n/a	n/a	UI
Simulated Divided Lites 7/8" (White & Almond Only)		\$2.50	\$2.75	\$2.75	n/a	\$6.25	n/a	UI
Painted Simulated Divided Lites (Exterior Only)		\$4.00	\$4.25	\$4.25	n/a	\$7.75	n/a	UI
•3/4" OA IG only, Can NOT be ordered w/ Triple Glaze Option								
Two Tone Flat Colonial Muntins		\$1.25	\$1.50	\$1.50	\$2.25	n/a	n/a	UI
•Wood Grain Interior w/ Almond or White Exterior								
•Bronze or Brick Red Exterior w/ White or Almond Interior								
SCREEN OPTIONS								
Full Extruded Fiberglass Screen						\$0.25		UI
Full Extruded Wire Screen						\$0.38		UI
Full Extruded 70% Sunscreen						\$0.75		UI
Full Extruded 80% Sunscreen						\$1.00		UI
Full Extruded 90% Sunscreen						\$1.25		UI
Half Aluminum Wire Screen						\$0.13		UI
FIN & MULL OPTIONS								
Standard Field Mull						\$20.00		EA
Standard Factory Mull						\$40.00		EA
Bay/Bow Mull Set						\$45.00		EA
Nailing Fin ² (Specify Exact Size or Rough Opening)						\$ 0.50		UI
Head & Sill Expander ⁴						\$10.00		EA
HARDWARE OPTIONS								
Standard Hardware						\$0.00		EA
Egress Hardware ⁶						\$25.00		EA



NOTE: 68 UI PRICE MINIMUM ON ALL PRODUCTS & OPTIONS

R-301 SERIES VINYL SLIDING PATIO DOOR

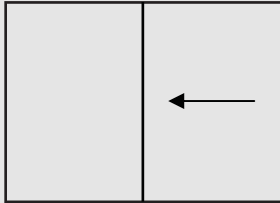
STANDARD FEATURES:

4 5/8" Welded Main Frame
Aluminum Sill Cover

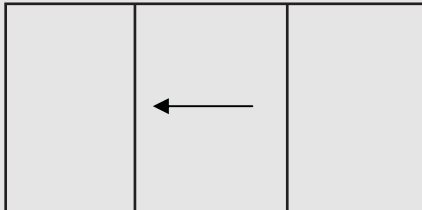
1" Tempered Glass

Patio Screen
Double Locking System w/ Key

SERIES R-301



2 PANEL	NOMINAL SIZE	LOWE/ARGON
	5-0 X 6-8 (ACTUAL 59 1/2" X 79 1/2")	\$1,400.00
	6-0 X 6-8 (ACTUAL 71 1/2" X 79 1/2")	\$1,450.00
	8-0 X 6-8 (ACTUAL 95 1/2" X 79 1/2")	\$1,800.00



3 PANEL	NOMINAL SIZE	LOWE/ARGON
	9-0 X 6-8 (ACTUAL 107" X 79 1/2")	\$2,812.50
	12-0 X 6-8 (ACTUAL 143" X 79 1/2")	\$3,437.50

Available Configurations: XO, OX, OOX, XOO, OXO

R-310 SERIES VINYL IMPACT SLIDING PATIO DOOR

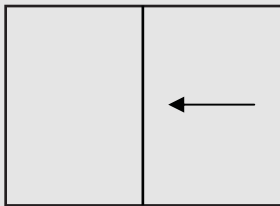
STANDARD FEATURES:

4 5/8" Welded Main Frame

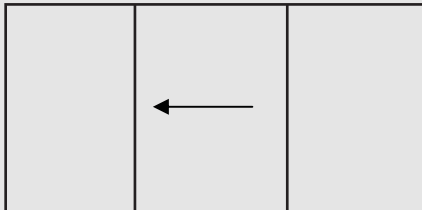
3/4" Tempered Glass
Double Locking System w/ Key

Patio Screen

SERIES R-310



2 PANEL	NOMINAL SIZE	LOWE/ARGON
	5-0 X 6-8 (ACTUAL 59 1/2" X 79 1/2")	CALL
	6-0 X 6-8 (ACTUAL 71 1/2" X 79 1/2")	\$4,688.00
	8-0 X 6-8 (ACTUAL 95 1/2" X 79 1/2")	\$5,850.00



3 PANEL	NOMINAL SIZE	LOWE/ARGON
	9-0 X 6-8 (ACTUAL 107" X 79 1/2")	\$6,712.50

Available Configurations: XO, OX, OXO

OPTIONS:

	ADD
Colonial Lites	\$6.25 P/Lite
Almond Color	\$175.00
Custom Door Size	Please Call
Foot Lock	\$40.00
Common Key	\$30.00
Four Panel Upgrade*	\$300.00
(Only available w/R301 Series 9 & 12 ft. doors. Includes two operating panels.)	

INTERIOR WOODGRAINS:

	ADD
(Only available in R-301Series)	
Size 5-0 x 6-8	\$1,275.00
Size 6-0 x 6-8	\$1,275.00
Size 8-0 x 6-8	\$1,275.00

NOTE: WOODGRAIN FINISHES ONLY AVAILABLE WITH WHITE EXTERIOR.

DISCLAIMER: DOOR CONFIGURATIONS ARE FROM THE EXTERIOR VIEW LOOKING IN.
X = OPERATING PANEL O = STATIONARY PANEL

* 4 PANEL UPGRADE CHANGES OVERALL WIDTH SIZE OF DOORS. PLEASE CALL FOR EXACT SIZE.



R-1600 SERIES VINYL GARDEN DOOR

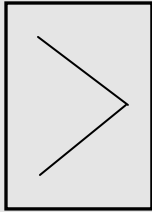
STANDARD FEATURES:

5 15/16" Welded Main Frame
Full-Length Geared Hinge

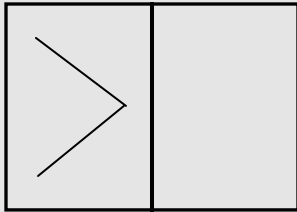
1" OA IG w/Tempered Glass
Cardinal Low E 366 and Argon

Multi-Point Locking System
Brass Lever Style Hardware

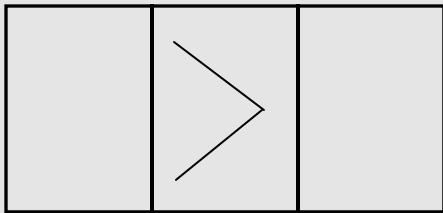
SERIES R-1600



NOMINAL SIZE	LOWE/ARGON
2-6 X 6-8 (ACTUAL 29 7/8" X 79 5/8")	\$2,419.00
3-0 X 6-8 (ACTUAL 35 7/8" X 79 5/8")	\$2,490.00



NOMINAL SIZE	LOWE/ARGON
5-0 X 6-8 (ACTUAL 59 5/8" X 79 5/8")	\$3,270.00
6-0 X 6-8 (ACTUAL 71 9/16" X 79 5/8")	\$3,385.00



NOMINAL SIZE	LOWE/ARGON
9-0 X 6-8	\$4,750.00
12-0 X 6-8	\$6,000.00

Available Configurations: XX, XO, OX, XOX, OOX, XOO, OXO

NOTE: CUSTOM SIZE DOORS AVAILABLE—PLEASE CALL FOR PRICING.

COLOR OPTIONS:	ADD
White	No Charge
Almond Color	\$250.00
Interior Wood Grain (White exterior only)	\$1,275.00
Painted Exterior (Per Panel)	\$300.00

HARDEWARE COLOR OPTIONS:	ADD
Brass	No Charge
Pewter	\$100.00
White	\$100.00

ADDITIONAL OPTIONS:	ADD
Screen	\$260.00
Colonial Lites	\$300.00
Common Keyed	\$185.00

CONFIGURATION OPTIONS:	ADD
Venting Side Lite (18" - 24")	\$2,100.00
Two Operating Panel Upgrade*	\$476.00
Out Swing	\$128.00

DECORATIVE OPTIONS:	ADD
Decorative Kick Panel (Per Panel)	\$300.00
Internal Blinds* (Per Panel)	\$400.00

DISCLAIMER: DOOR CONFIGURATIONS ARE FROM THE EXTERIOR VIEW LOOKING IN.
X = OPERATING PANEL O = STATIONARY PANEL

*TWO OPERATING PANEL UPGRADE SIZE CHANGES

5-0 X 6-8	=	59 3/4"	X	79 5/8"
6-0 X 6-8	=	71 11/16"	X	79 5/8"

*Internal Blinds Option: 1) Not available with Softcoat Low E 2) Not available with Argon 3) Not available in custom sizes



TWINSULATOR THERMAL BREAK ALUMINUM DH WINDOW

3 1/4" Thermal Break Main Frame
3/4" OA Insulated Glass w/ DSB

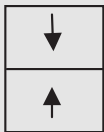




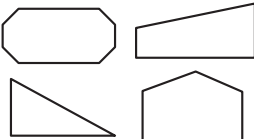
STANDARD FEATURES:
Thermal Brake Sash Components

Full Roll Form Screen
Constant Force Balance

COLOR OPTIONS		COST	PER				
White		\$0.00	UI				
Almond		\$0.00	UI				
Bronze		\$0.00	UI				
Clear Anodized		\$0.50	UI				
PERFORMANCE OPTIONS							
Cardinal LoE ³ 366 Glass		\$0.35	UI				
Tinted Glass (Bronze & Grey)		\$0.50	UI				
Argon Gas		\$0.20	UI				
Krypton Gas		\$2.00	UI				
Double Low E		\$0.85	UI				
Triple Glaze Insulated Glass		\$0.60	UI				
Foam Wrapped Frame		\$0.25	UI				
ADDITIONAL GLASS OPTIONS							
5/32" Glass		\$0.50	UI				
3/16" Glass (Picture Window Only)		\$1.00	UI				
Obscured Glass (Pattern 62)		\$0.50	UI				
Rain Glass		\$0.75	UI				
Glue Chip		\$2.50	UI				
Laminated .030		\$3.50	UI				
Laminated .090		\$6.00	UI				
Tempered Glass (Add to Glass Strength)		\$2.50	UI				
Tempered Bottom Sash Only (Add to Glass Strength)		\$1.25	UI				
Glass Breakage Warranty		\$20.00	EA				
PICTURE WINDOW GLASS REQUIREMENTS							
Window Size	24 - 34	SQ. FT.	Requires 5/32" Annealed				
Window Size	35 - 40	SQ. FT.	Requires 3/16" Annealed				
Window Size	41 - 50	SQ. FT.	Requires 3/16" Tempered				
Width or Height Greater than 88"			Requires 5/32" Annealed				
Width or Height Greater than 96"			Requires 3/16" Annealed				
TYPES		GRID OPTIONS					
		PATTERNS					
		Traditional	Prairie	Continuous Prairie	Double Prairie	Geometric SDL	Diamond
Flat Colonial Lite Muntins 3/8" x 5/8" (White & Almond Only)		\$0.50	\$0.75	\$0.75	\$1.50	n/a	\$6.00 UI
Contoured Muntins 18mm (White & Almond Only)		\$0.75	\$1.00	\$1.00	n/a	n/a	n/a UI
		SCREEN OPTIONS					
Full Extruded Fiberglass Screen							\$0.25 UI
Full Extruded Wire Screen							\$0.38 UI
Full Extruded 70% Sunscreen							\$0.75 UI
Full Extruded 80% Sunscreen							\$1.00 UI
Full Extruded 90% Sunscreen							\$1.25 UI
Aluminum Wire Screen							\$0.25 UI
		FIN & MULL OPTIONS					
Standard Field Mull							\$20.00 EA
Standard Factory Mull							\$40.00 EA
Bay/Bow Mull Set							\$45.00 EA
Nailing Fin ² (Specify Exact Size or Rough Opening)							\$0.50 UI
Mobil Flange							\$0.50 UI



NOTE: 68 UI PRICE MINIMUM ON ALL PRODUCTS & OPTIONS

T-210 TWINSULATOR SERIES DOUBLE HUNG	PAINTED PER UI	MIN WIDTH 14" MIN HEIGHT 18" MAX WIDTH 54" MAX HEIGHT 96" MAX UI 144
	CLEAR / CLEAR	\$5.10
T-250 TWINSULATOR DH PICTURE WINDOW	PAINTED PER UI	OVER 144 UI ADD MIN WIDTH 8" MIN HEIGHT 12" MAX WIDTH 120" MAX HEIGHT 108" MAX UI 180
	CLEAR / CLEAR	\$4.60 \$2.00
T-250 TWINSULATOR DH FULL / HALF EYEBROW PW	PAINTED PER UI	OVER 144 UI ADD MIN WIDTH 16" MIN HEIGHT 18" MAX WIDTH 120" MAX HEIGHT 108" MAX UI 180 MIN LEG 5"
	CLEAR / CLEAR	\$7.60 \$2.00
NOTE: Center Dimension Required on Half Eyebrow Configuration		
T-250 TWINSULATOR DH HALF CIRCLE / QUARTER CIRCLE PW	PAINTED PER UI	OVER 144 UI ADD MIN WIDTH 8" MIN HEIGHT 16" MAX WIDTH 96" MAX HEIGHT 108" MAX UI 180 MIN LEG 5" MIN RADIUS 8"
	CLEAR / CLEAR	\$7.60 \$2.00
T-250 TWINSULATOR DH CIRCLE PW	PAINTED PER UI	MIN WIDTH 16" MAX WIDTH 72"
	CLEAR / CLEAR	\$7.60
T-250 TWINSULATOR DH TRIANGLE, RAKE, & OCTAGON PW	PAINTED PER UI	OVER 144 UI ADD MIN WIDTH Please Call MIN HEIGHT Please Call MAX WIDTH Please Call MAX HEIGHT Please Call MAX UI Please Call
	CLEAR / CLEAR	\$7.60 \$2.00
TWINSULATOR DH SERIES REPLACEMENT SASH \$1.25 UI⁴		

NOTE: 68 UI PRICE MINIMUM ON ALL PRODUCTS & OPTIONS



TWINSULATOR THERMAL BREAK ALUMINUM SH WINDOW

STANDARD FEATURES:

2 5/8" Thermal Break Main Frame
3/4" OA Insulated Glass w/ DSB

Thermal Brake Sash Components
Powder Coated Extrusion

Half Roll Form Screen
Constant Force Balance

COLOR OPTIONS		COST	PER				
White		\$0.00	UI				
Almond		\$0.00	UI				
Bronze		\$0.00	UI				
Sandstone		\$0.00	UI				
PERFORMANCE OPTIONS							
Cardinal LoE ³ 366 Glass		\$0.35	UI				
Tinted Glass (Bronze & Grey)		\$0.50	UI				
Argon Gas		\$0.20	UI				
Krypton Gas		\$2.00	UI				
Double Low E		\$0.85	UI				
Triple Glaze Insulated Glass		\$0.60	UI				
Foam Wrapped Frame		\$0.25	UI				
ADDITIONAL GLASS OPTIONS							
5/32" Glass		\$0.50	UI				
3/16" Glass (Picture Window Only)		\$1.00	UI				
Obscured Glass (Pattern 62)		\$0.50	UI				
Rain Glass		\$0.75	UI				
Glue Chip		\$2.50	UI				
Laminated .030		\$3.50	UI				
Laminated .090		\$6.00	UI				
Tempered Glass (Add to Glass Strength)		\$2.50	UI				
Tempered Bottom Sash Only (Add to Glass Strength)		\$1.25	UI				
Glass Breakage Warranty		\$20.00	EA				
PICTURE WINDOW GLASS REQUIREMENTS							
Window Size	24 - 34	SQ. FT.	Requires 5/32" Annealed				
Window Size	35 - 40	SQ. FT.	Requires 3/16" Annealed				
Window Size	41 - 50	SQ. FT.	Requires 3/16" Tempered				
Width or Height Greater than 88"			Requires 5/32" Annealed				
Width or Height Greater than 96"			Requires 3/16" Annealed				
TYPES		GRID OPTIONS					
		PATTERNS					
		Traditional	Prairie	Continuous Prairie	Double Prairie	Geometric SDL	Diamond
Flat Colonial Lite Muntins 3/8" x 5/8" (White & Almond Only)		\$0.50	\$0.75	\$0.75	\$1.50	n/a	\$6.00
Contoured Muntins 18mm (White & Almond Only)		\$0.75	\$1.00	\$1.00	n/a	n/a	n/a
		SCREEN OPTIONS					
Half Extruded Fiberglass Screen							\$0.13
Half Aluminum Wire Screen							\$0.13
		FIN & MULL OPTIONS					
Standard Field Mull							\$20.00
Standard Factory Mull							\$40.00
Bay/Bow Mull Set							\$45.00
Nailing Fin ² (Specify Exact Size or Rough Opening)							\$0.50
Mobil Flange							\$0.50



NOTE: 68 UI PRICE MINIMUM ON ALL PRODUCTS & OPTIONS

T-110 TWINSULATOR SINGLE HUNG	PAINTED PER UI	MIN WIDTH 12" MIN HEIGHT 18" MAX WIDTH 54" MAX HEIGHT 96" MAX UI 144
	CLEAR / CLEAR	\$4.30
T-140 TWINSULATOR SLIDER XO / OX		
	PAINTED	2 LITE: MIN WIDTH 20" MIN HEIGHT 10" MAX WIDTH 72" MAX HEIGHT 72" MAX UI 144
CLEAR / CLEAR XOX SLIDER	PER UI \$4.30 \$5.30	3 LITE: MIN WIDTH 48" MIN HEIGHT 24" MAX WIDTH 120" MAX HEIGHT 72" MAX UI 180
NOTE: SPECIFY XOX CONFIGURATION 1/4 - 1/2 - 1/4 or 1/3 - 1/3 - 1/3		
T-150 TWINSULATOR PICTURE WINDOW		
	PAINTED PER UI	OVER 144 UI ADD MIN WIDTH 12" MIN HEIGHT 8" MAX WIDTH 120" MAX HEIGHT 108" MAX UI 180
CLEAR / CLEAR	\$3.80	\$2.00
T-150 TWINSULATOR FULL / HALF EYEBROW PW		
	PAINTED PER UI	OVER 144 UI ADD MIN WIDTH 16" MIN HEIGHT 18" MAX WIDTH 72" MAX HEIGHT 108" MAX UI 180 MIN LEG 5"
CLEAR / CLEAR	\$6.80	\$2.00
NOTE: Center Dimension Required on Half Eyebrow Configuration T-110 OPERATING EYEBROW (MIN WIDTH - 26") ADD \$2.00 PER UNITED INCH TO BASE PRICE OF SH		
T-150 TWINSULATOR HALF CIRCLE / QUARTER CIRCLE PW		
	PAINTED PER UI	OVER 144 UI ADD MIN WIDTH 16" MIN HEIGHT 8" MAX WIDTH 96" MAX HEIGHT 108" MAX UI 180 MIN LEG 5" MIN RADIUS 8"
CLEAR / CLEAR	\$6.80	\$2.00
T-150 TWINSULATOR CIRCLE PW		
	PAINTED PER UI	MIN WIDTH 16" MAX WIDTH 72"
CLEAR / CLEAR	\$6.80	
T-250 TWINSULATOR DH TRIANGLE, RAKE, & OCTAGON PW		
	PAINTED PER UI	OVER 144 UI ADD MIN WIDTH Please Call MIN HEIGHT Please Call MAX WIDTH Please Call MAX HEIGHT Please Call MAX UI Please Call
CLEAR / CLEAR	\$6.80	\$2.00
TWINSULATOR SH SERIES REPLACEMENT SASH \$1.25 UI ⁴		

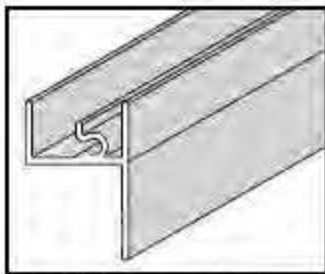
NOTE: 68 UI PRICE MINIMUM ON ALL PRODUCTS & OPTIONS



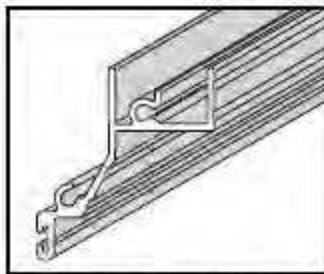
DELUXE & ECONOMY SERIES ALUMINUM STORM WINDOWS

	COLOR OPTIONS		COST	PER
White			\$0.25	UI
Almond (I-120 / I-150 Only)			\$0.25	UI
Bronze			\$0.25	UI
PERFORMANCE OPTIONS				
Tinted Glass (Bronze & Grey)			\$0.50	UI
Green Tint			\$0.75	UI
ADDITIONAL GLASS OPTIONS				
1/8" Glass			\$0.13	UI
3/16" Glass (Picture Window Only)			\$1.00	UI
1/4" Glass (I-150 Storm PW Only)			\$1.00	UI
Obscured Glass (Pattern 62)			\$0.50	UI
Laminated .030 (I-150 Storm PW Only)			\$3.50	UI
Tempered Glass (Add to Glass Strength)			\$1.25	UI
Tempered Bottom Sash Only (Add to Glass Strength)			\$0.75	UI
PICTURE WINDOW GLASS REQUIREMENTS				
Window Size	24 - 34	SQ. FT.	Requires	5/32" Annealed
Window Size	35 - 40	SQ. FT.	Requires	3/16" Annealed
Window Size	41 - 50	SQ. FT.	Requires	3/16" Tempered
Width or Height Greater than 88"			Requires	5/32" Annealed
Width or Height Greater than 96"			Requires	3/16" Annealed
SCREEN OPTIONS				
Half Aluminum Wire Screen			\$0.13	UI
Full Roll Form Fiberglass Screen			\$0.13	UI
Full Roll Form Aluminum Wire Screen			\$0.25	UI
Full Roll Form 70% Sunscreen			\$0.62	UI
Full Extruded Fiberglass Screen			\$0.25	UI
Full Extruded Aluminum Screen			\$0.38	UI
Full Extruded 70% Sunscreen			\$0.75	UI
Full Extruded 80% Sunscreen			\$1.00	UI
Full Extruded 90% Sunscreen			\$1.25	UI
Angle Mounted FS Attachment*****			\$15.00	EA

***** Standard Full Screen Attachment uses full screen clips. Optional alternative attachment method is to mount full screen angle on top and bottom of window to create screen track.



I-110 Economy Series




I-120 Deluxe Series




I-150 Blindstop Series

I-110 ECONOMY/ I-120 DELUXE SERIES SINGLE HING		MILL	MIN WIDTH	12"
		PER UI	MIN HEIGHT	18"
	SSB CLEAR GLASS	\$1.56	MAX WIDTH	48"
			MAX HEIGHT	80"
			MAX UI	132

I-110 ECONOMY/ I-120 DELUXE SERIES SLIDER OX / XO		MILL	2 LITE:	3 LITE:
		PER UI	MIN WIDTH	18"
	SSB CLEAR GLASS	\$1.56	MIN HEIGHT	10"
	XOX SLIDER ADD	\$2.31	MAX WIDTH	72"
			MAX HEIGHT	72"
			MAX UI	132
			MIN WIDTH	48"
			MIN HEIGHT	24"
			MAX WIDTH	108"
			MAX HEIGHT	72"
			MAX UI	150


NOTE: SPECIFY XOX CONFIGURATION 1/4 - 1/2 - 1/4 or 1/3 - 1/3 - 1/3

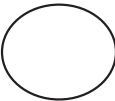
PICTURE WINDOW		MILL	OVER 144 UI	MIN WIDTH	12"
		PER UI	ADD	MIN HEIGHT	8"
	SSB CLEAR GLASS	\$1.43	\$2.00	MAX WIDTH	108"
	GLASS MOLD PW (SSB)	\$0.80	\$2.00	MAX HEIGHT	108"
				MAX UI	150

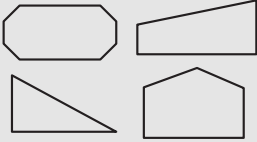
FULL / HALF EYEBROW PW		MILL	OVER 144 UI	MIN WIDTH	16"
		PER UI	ADD	MIN HEIGHT	18"
	SSB CLEAR GLASS	\$3.43	\$2.00	MAX WIDTH	96"
	GLASS MOLD PW (SSB)	\$2.80	\$2.00	MAX HEIGHT	108"
				MAX UI	150
				MIN LEG	5"

NOTE: Center Dimension Required on Half Eyebrow Configuration

I-110 OPERATING EYEBROW (MIN WIDTH - 16") ADD \$1.00 PER UNITED INCH TO BASE PRICE OF SH

HALF CIRCLE / QUARTER CIRCLE & ELLIPSE PW		MILL	OVER 144 UI	MIN WIDTH	16"
		PER UI	ADD	MIN HEIGHT	8"
	SSB CLEAR GLASS	\$3.43	\$2.00	MAX WIDTH	96"
	GLASS MOLD PW (SSB)	\$2.80	\$2.00	MAX HEIGHT	108"
				MAX UI	150"
				MIN LEG	5"
				MIN RADIUS	8"

FULL CIRCLE DIE 170 / I-150 BLIND STOP PW		MILL	MIN WIDTH	27"
		PER UI	MAX WIDTH	72"
	SSB CLEAR GLASS	\$3.43		
	GLASS MOLD PW (SSB)	\$2.80		

TRIANGLE, RAKE, DOG HOUSE & OCTAGON PW		MILL	OVER 144 UI	MIN WIDTH	Please Call
		PER UI	ADD	MIN HEIGHT	Please Call
	SSB CLEAR GLASS	\$3.43	\$2.00	MAX WIDTH	Please Call
	GLASS MOLD PW (SSB)	\$2.80	\$2.00	MAX HEIGHT	Please Call
				MAX UI	Please Call

I-110 / I-120 OPERATING RAKE ADD \$1.00 PER UNITED INCH TO BASE PRICE OF SH

NOTE: 68 UI PRICE MINIMUM ON ALL PRODUCTS & OPTIONS



ALUMINUM PATIO DOOR

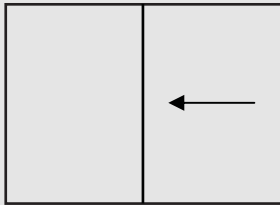
STANDARD FEATURES:

4 5/8" Welded Main Frame

5/8" Tempered Glass

Patio Screen

THERMAL BREAK PATIO DOOR



NOMINAL SIZE	CLEAR	LOWE/AR	TINT/LOWE
5-0 X 6-8 (ACTUAL 59 3/4" X 80 7/8")	\$1,315.00	\$1,570.00	\$1,825.00
6-0 X 6-8 (ACTUAL 71 3/4" X 80 7/8")	\$1,405.00	\$1,685.00	\$1,965.00
8-0 X 6-8 (ACTUAL 95 3/4" X 80 7/8")	\$1,700.00	\$2,150.00	\$2,600.00

COLORS:

White	No Charge
Bronze	No Charge
Almond	No Charge
Sandstone	No Charge
Clear Anodized	\$200.00

OPTIONS:

	ADD
Colonial Lites	\$15.00/Lite
Key Lock	\$30.00
Custom Door Size*	Please Call

DISCLAIMER: DOOR CONFIGURATIONS ARE FROM THE EXTERIOR VIEW LOOKING IN.
X = OPERATING PANEL O = STATIONARY PANEL



LEGACY SERIES ALUMINUM STORM DOORS

STANDARD FEATURES:

3 1/4" X 1 3/8" MAIN FRAME
 PRE-DRILLED
 PRE-HUNG
 EXPANDER W/2 SWEEPS

5 HINGES (OVER 7' = 6 HINGES)
 POWDER COATED EXTRUSIONS
 STANDARD BLACK PULL HANDLE W/DEADBOLT

	<p><u>3-LITE SELF-STORING (GLASS KICK PLATE)</u> 1/8" TEMPERED GLASS</p> <table style="margin-left: auto; margin-right: auto;"> <tr> <td style="padding: 5px;">2-6 X 6-8</td> <td style="padding: 5px; text-align: right;">\$450.00</td> </tr> <tr> <td style="padding: 5px;">2-8 X 6-8</td> <td style="padding: 5px; text-align: right;">\$450.00</td> </tr> <tr> <td style="padding: 5px;">3-0 X 6-8</td> <td style="padding: 5px; text-align: right;">\$450.00</td> </tr> </table>	2-6 X 6-8	\$450.00	2-8 X 6-8	\$450.00	3-0 X 6-8	\$450.00
2-6 X 6-8	\$450.00						
2-8 X 6-8	\$450.00						
3-0 X 6-8	\$450.00						
	<p><u>FULL VIEW</u> 3/16" TEMPERED GLASS</p> <table style="margin-left: auto; margin-right: auto;"> <tr> <td style="padding: 5px;">2-6 X 6-8</td> <td style="padding: 5px; text-align: right;">\$400.00</td> </tr> <tr> <td style="padding: 5px;">2-8 X 6-8</td> <td style="padding: 5px; text-align: right;">\$400.00</td> </tr> <tr> <td style="padding: 5px;">3-0 X 6-8</td> <td style="padding: 5px; text-align: right;">\$400.00</td> </tr> </table>	2-6 X 6-8	\$400.00	2-8 X 6-8	\$400.00	3-0 X 6-8	\$400.00
2-6 X 6-8	\$400.00						
2-8 X 6-8	\$400.00						
3-0 X 6-8	\$400.00						

COLOR OPTIONS:

White	No Charge
Bronze	No Charge
Almond	No Charge
Sandstone	No Charge

GLASS OPTIONS:

Tinted Glass (Bronze or Grey Only)	\$125.00
-------------------------------------	----------

HARDWARE OPTIONS:

Polished Brass Handle w/Deadbolt	\$87.50
Pewter Pull Handle w/Deadbolt	\$87.50
Bright Brass 1 Piece Lever w/Lock *(Interior Hardware Matches Frame Color)	No Charge
Black Pull Handle w/Closure Kit	\$45.00

ADDITIONAL OPTIONS:

Top Vent Configuration (SS)	\$25.00
Special Size Storm Door	\$125.00
French Door Astragal Kit**	\$87.50
Common Keyed Hardware Kits	\$20.00

SCREEN STORM DOORS:

Full Screen Door	\$325.00
Two Vent Screen Door <i>(Splits: 50/50, 60/40, 40/60)</i>	\$350.00

ADDITIONAL SCREEN DOOR OPTIONS:

Glass Kick Plate	\$25.00
Special Size Screen Door	\$75.00
Top Vent Configuration	\$25.00

ADDITIONAL SCREEN DOOR OPTIONS:

Aluminum Wire	\$25.00
70% Sunscreen	\$50.00
80% Sunscreen	\$60.00
90% Sunscreen	\$70.00

**PLEASE REVIEW ADDITIONAL:
 Measuring & Order Instructions⁵**


**When ordering a French door set please notate active panel viewed from outside. Only active panel will be pre-drilled for hardware.
 No hardware is included for non-active panel.


Additional Notes:

1. Standard drilling location for hardware is 41" from the bottom to the center of the first hole.
2. All doors will be pre-drilled at above location unless custom measurement is specified or requested not to be pre-drilled.

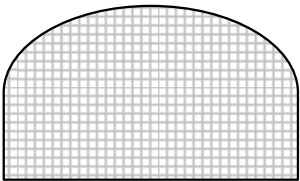
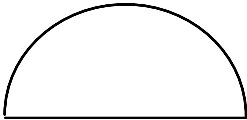
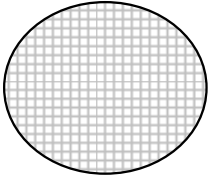


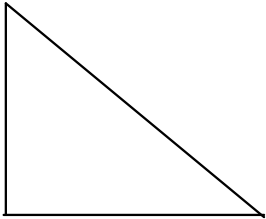
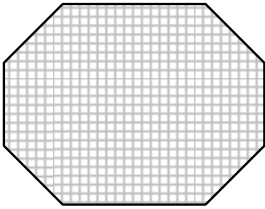
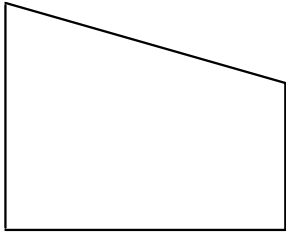
SCREENS

	TYPE	FIBERGLASS	ALUMINUM WIRE
	HALF SCREEN - ROLL FORM	\$30.00	\$35.00
	FULL SCREEN - ROLL FORM	\$42.50	\$47.50
	HALF SCREEN - EXTRUDED	\$42.50	\$47.50
	FULL SCREEN - EXTRUDED	\$67.50	\$72.50
NOTE: HALF SCREEN - 75 UI MAXIMUM			

	TYPE	.020 ROLL FORM PER UI	.050 EXTRUDED PER UI
	FULL 70% SUNSCREEN	\$0.55	\$0.70
	FULL 80% SUNSCREEN	NA	\$0.85
	FULL 90% SUNSCREEN	NA	\$0.95
	NOTE: 60 UI MINIMUM (OVER 144 UI: ADD \$0.40UI)		

Geometric Shapes—Extruded Frame Only

		
ADD TO ABOVE PRICES \$1.00 UI	ADD TO ABOVE PRICES \$1.00 UI	ADD TO ABOVE PRICES \$1.00 UI

		
ADD TO ABOVE PRICES \$1.00 UI	ADD TO ABOVE PRICES \$1.00 UI	ADD TO ABOVE PRICES \$1.00 UI

FRAME COLORS:

Mill	No Charge
Bronze	No Charge
White	No Charge
Almond	No Charge
Sandstone	No Charge
Clear Anodized (Extruded Only) Add	\$.25 UI

TEXLINE 80/90% SCREEN COLORS:

Black	No Charge
Brown	No Charge
Grey	No Charge
Stucco	No Charge
White	Add \$0.25 UI
Beige	Add \$0.25 UI

NOTE: NT WINDOW WILL NOT BE RESPONSIBLE FOR TAKEOFF MEASUREMENTS FROM SCREENS THAT ARE BROUGHT TO OUR FACILITY.



SCREEN OPTIONS

HARDWARE OPTIONS:

	ADD
TENSION SPRINGS	NO CHARGE
PULL TABS	NO CHARGE
BALE CLIPS	NO CHARGE
PUSH PINS	\$1.25 EACH
LOOP LATCHES & FRICTION HANGERS	\$1.25 EACH
TURN CLIPS	\$1.25 EACH


GRID OPTIONS:

	ADD
STANDARD GRIDS	\$.50/UI
GEOMETRIC GRIDS	\$1.00/UI
DIAMOND LITE GRIDS	\$1.09/UI

NOTE: GRID PATTERNS OVERLAP AT INTERSECTIONS. GRIDS ARE NOT PUNCHED AT INTERSECTION.


SLIDING PATIO DOOR SCREENS

SERIES D120



	MILL	PAINTED
FIBERGLASS	\$.80/UI	\$.93/UI
ALUMINUM WIRE	\$.85/UI	\$.98/UI
KD PATIO SCREEN DOOR	\$.60/UI	\$.70/UI


NOTE: PATIO SCREENS BUILT TO EXACT SIZE ORDERED



OPTIONS	ADD
70% SUNSCREEN	\$.70/UI
80% SUNSCREEN	\$.85/UI
90% SUNSCREEN	\$.95/UI
TOP HANG	\$25.00
STEEL ROLLERS	\$20.00

INSULATED GLASS

7/16" THROUGH 1" OVER ALL THICKNESS AS REQUIRED



CLEAR/CLEAR

\$8.75 SQ. FT.
3 SQ.FT. MIN

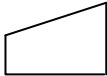
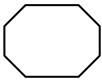
LOWE/CLEAR

\$12.50 SQ.FT.
3 SQ.FT. MIN

OVER 30 SQ. FT.
ADD
\$3.00 SQ.FT.

NOTE: SPECIFY SPACER SIZE AND GLASS THICKNESS IF LARGER THAN 7/16"

7/16" THROUGH 1" OVER ALL THICKNESS AS REQUIRED - GEOMETRIC SHAPES



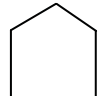
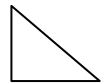
CLEAR/CLEAR

\$17.50 SQ. FT.
3 SQ.FT. MIN

LOWE/CLEAR

\$25.00 SQ.FT.
3 SQ.FT. MIN

OVER 30 SQ. FT.
ADD
\$3.00 SQ.FT.



GLASS TYPE OPTIONS:

Tinted Glass (Bronze or Grey Only)	\$3.75 sq.ft.
Obscure Glass	\$2.50 sq.ft.
Rain Glass	\$4.00 sq.ft.
Glue Chip	\$5.00 sq.ft.
Double Low E	\$3.75 sq.ft.
Low E 270	\$3.75 sq.ft.
Low E 240	\$3.75 sq.ft.
Triple Glazed	\$10.00 sq.ft.

TEMPERED OPTIONS:

1/8" Tempered (Add to Glass Strength)	\$10.00 sq.ft.
3/16" Tempered (Add to Glass Strength)	\$10.00 sq.ft.
1/4" Tempered (Add to Glass Strength)	\$10.00 sq.ft.

ADDITIONAL OPTIONS:

Flat Grid	\$2.50 sq.ft.
Contoured Grid	\$10.00 sq.ft.
Argon Gas	\$1.25 sq.ft.
Krypton Gas	\$6.00 sq.ft.

GLASS STRENGTH OPTIONS:

1/8" (DSB) Annealed Standard	No Charge
5/32" Annealed	\$2.00 sq.ft.
3/16" Annealed	\$3.75 sq.ft.
1/4" Annealed	\$6.00 sq.ft.

DISCLAIMER: INSULATED GLASS WITH SURFACE SCRATCHES WILL ONLY BE APPROVED FOR RETURN IF SCRATCHES ARE VISABLE FROM 10 FT. AWAY

WARRANTY: INSULATED GLASS IS WARRANTED FOR A TEN YEAR PERIOD FROM SEAL FAILURE. WARRANTY COVERS COST OF REPLACEMENT GLASS ONLY AND DOES NOT COVER LABOR OR SHIPPING.

GLASS REQUIREMENTS

Window Size	24 - 34	SQ. FT.	Requires	5/32"	Annealed
Window Size	35 - 40	SQ. FT.	Requires	3/16"	Annealed
Window Size	41 - 50	SQ. FT.	Requires	3/16"	Tempered
Width or Height Greater than	88"		Requires	5/32"	Annealed
Width or Height Greater than	96"		Requires	3/16"	Annealed

THESE OPTIONS WILL BE AUTOMATICALLY SELECTED IF NOT SPECIFIED BY CUSTOMER AT TIME OF PLACING ORDER

NOTE: 3 SQUARE FOOT PRICE MINIMUM ON ALL PRODUCTS



INSTALLATION HARDWARE

	PACKAGING QUANTITY	ORDER QUANTITY	PRICE	PAINTED PRICE	VOLUME PURCHASE	VOLUME DISCOUNT
NOVAFLEX SILICONE (24/CASE)	24/CASE	TUBE	\$13.00	NA	5/CASES	10.00%
PECORA (12/CASE)	12/CASE	TUBE	\$8.00	NA	5/CASES	10.00%
3/4" SELF-TAP #8 SQUARE DRIVE SCREW	100/BAG	BAG	\$12.50	NA	50/BAGS	10.00%
3/4" WOOD #8 SQUARE DRIVE SCREW	100/BAG	BAG	\$12.50	NA	50/BAGS	10.00%
1" SELF-TAP #8 SQUARE DRIVE SCREW	100/BAG	BAG	\$12.50	NA	50/BAGS	10.00%
2" WOOD #8 SQUARE DRIVE SCREW	100/BAG	BAG	\$12.50	NA	50/BAGS	10.00%

ALUMINUM ANGLE:

5/8 X 1 1/4 X 16 -MILL	EACH	EACH	\$15.00	NA	25/PCS	10.00%
5/8 X 1 1/4 X 16 - PAINTED	EACH	EACH	\$17.00	NA	25/PCS	10.00%
1/4 X 1 1/4 X 16 - MILL	EACH	EACH	\$15.00	NA	25/PCS	10.00%
1/4 X 1 1/4 X 16 - PAINTED	EACH	EACH	\$17.50	NA	25/PCS	10.00%
1/2 X 3/4 X 16 - MILL	EACH	EACH	\$12.50	NA	25/PCS	10.00%
1/2 X 3/4 X 16 - PAINTED	EACH	EACH	\$15.00	NA	25/PCS	10.00%
1/2 X 2 1/4 X 16 - MILL	EACH	EACH	\$20.00	NA	25/PCS	10.00%
1/2 X 2 1/4 X 16 - PAINTED	EACH	EACH	\$25.00	NA	25/PCS	10.00%
BAY / BOW MULL - 16'	EACH	EACH	\$90.00	NA	NA	NA

VINYL ANGLE:

3/4 X 1 X 12 - WHITE	EACH	EACH	\$15.00	\$45.00	25/PCS	10.00%
3/4 X 1 X 12 - ALMOND	EACH	EACH	\$17.50	\$52.50	25/PCS	10.00%
1/2 X 3/4 X 12 - WHITE	EACH	EACH	\$12.50	\$37.50	25/PCS	10.00%
1/2 X 3/4 X 12 - ALMOND	EACH	EACH	\$15.00	\$45.00	25/PCS	10.00%
1 X 1 1/2 X 12 - WHITE	EACH	EACH	\$17.50	\$52.50	25/PCS	10.00%
1 X 1 1/2 X 12 - ALMOND	EACH	EACH	\$20.00	\$60.00	25/PCS	10.00%
BAY / BOW MULL - 16'	EACH	EACH	\$90.00	\$270.00	NA	NA

VINYL INSTALLATION ACCESS:

1" SNAP-IN TRIM - WHITE	EACH	EACH	\$20.00	\$60.00	25/PCS	10.00%
1" SNAP-IN TRIM - ALMOND	EACH	EACH	\$22.50	\$67.50	25/PCS	10.00%
3/8" SNAP-IN TRIM - WHITE	EACH	EACH	\$15.00	\$45.00	25/PCS	10.00%
3/8" SNAP-IN TRIM - ALMOND	EACH	EACH	\$17.50	\$37.50	25/PCS	10.00%
HEAD EXPANDER - WHITE	EACH	EACH	\$37.50	\$112.50	25/PCS	10.00%
HEAD EXPANDER - ALMOND	EACH	EACH	\$45.00	\$135.00	25/PCS	10.00%
ACCESS. FILLER - WHITE	EACH	EACH	\$3.75	\$11.25	25/PCS	10.00%
ACCESS. FILLER - ALMOND	EACH	EACH	\$4.25	\$12.75	25/PCS	10.00%
STUCCO FLANGE - WHITE	EACH	EACH	\$30.00	\$90.00	25/PCS	10.00%
STUCCO FLANGE - ALMOND	EACH	EACH	\$35.00	\$105.00	25/PCS	10.00%

MISC. HARDWARE

TOUCH UP SPRAY PAINT	\$18.75 EA.
TOUCH UP PAINT PEN	\$18.75 EA.
ACRLYIC GLAZING GLUE	\$12.50 EA.
GLAZING TAPE 3/8" X 1/16"	\$35.00 EA.
INDUSTRIAL GLASS CLEANER	\$15.00 EA.
PAPER TOWELS	\$12.00 EA.

NOVAFLEX COLOR LEGEND

M100 - WHITE (MATCHES VINYL)
M101 - BLUE WHITE (MATCHES ALUMINUM)
M121 - BRONZE (MATCHES ALUMINUM)
M140 - BEIGE (MATCHES VINYL)
M141 - TAN (MATCHES SANDSTONE)
M143 - ALMOND (MATCHES ALUMINUM)



MYRIAD SUNROOM PRICE LIST

STRUCTURAL COMPONENTS / COVERS		LENGTH	LIST PRICE
H110-18	VERTICAL / HORIZONTAL H MULLION	18'	\$120.00
H110-24	VERTICAL / HORIZONTAL H MULLION	24'	\$160.00
H112-18	VERTICAL / HORIZONTAL C MULLION	18'	\$110.00
H112-24	VERTICAL / HORIZONTAL C MULLION	24'	\$147.00
H113-24	BOTTOM TRACK	24'	\$150.00
H115-24	ELECTRICAL TOP TRACK	24'	\$237.00
H117-24	UNIVERSAL 3" OR 4" FASCIA COVER	24'	\$260.00
H118-24	4" ATTACHMENT HEADER	24'	\$280.00
H121-24	3" ATTACHMENT HEADER	24'	\$255.00
H210-18	ELECTRICAL POCKET STUD	18'	\$280.00
H215-18	4" CORNER CAP	18'	\$180.00
H630	SM. ELECTRICAL RACEWAY COVER	12'	\$7.00
H631	LG. ELECTRICAL RACEWAY COVER	18'	\$38.00

TRIMS / ANGLES

I260	5/8" X 1 1/4" ALUMINUM ANGLE	16'	\$17.50
I265	1/4" X 1 1/4" ALUMINUM ANGLE	16'	\$17.50
R230	9/16" C CHANNEL TRIM	16'	\$20.00
R250	1/2" X 2 1/4" ALUMINUM ANGLE	16'	\$25.00
R255	1/2" X 3/4" ALUMINUM ANGLE	16'	\$15.00
R260	2" C - CHANNEL TRIM	16'	\$43.00
T315	T-BAR ADAPTOR	16'	\$38.00
H214	1" X 1" INSIDE ANGLE	18'	\$29.00

FASTENERS / ADHESIVES

I545	3/4" SELF TAPPING SCREW	(100 CT)	\$12.50
I547	1" SELF TAPPING SCREW	(100 CT)	\$12.50
I552	4" ROOF FASTENER W/ BUSHING	(100 CT)	\$25.00
R571	ACRYLIC GLAZING GLUE (TUBE)	24 / CASE	\$12.50
M100	NOVAFLEX SILICONE - WHITE	12 / CASE	\$13.00
M140	NOVAFLEX SILICONE - BEIGE	12 / CASE	\$13.00

ROOF PANELS

H312	3" X 4' ROOF PANEL	12'	\$580.00
H314	3" X 4' ROOF PANEL	14'	\$677.00
H316	3" X 4' ROOF PANEL	16'	\$775.00
H318	3" X 4' ROOF PANEL	18'	\$871.00
H320	3" X 4' ROOF PANEL	20'	\$968.00
H312-FB	3" X 4' ROOF PANEL W/ FAN BEAM	12'	\$720.00
H314-FB	3" X 4' ROOF PANEL W/ FAN BEAM	14'	\$817.00
H316-FB	3" X 4' ROOF PANEL W/ FAN BEAM	16'	\$960.00
H318-FB	3" X 4' ROOF PANEL W/ FAN BEAM	18'	\$1,057.00
H320-FB	3" X 4' ROOF PANEL W/ FAN BEAM	20'	\$1,154.00
H412	4" X 4' ROOF PANEL	12'	\$625.00
H414	4" X 4' ROOF PANEL	14'	\$730.00
H416	4" X 4' ROOF PANEL	16'	\$834.00
H418	4" X 4' ROOF PANEL	18'	\$938.00
H420	4" X 4' ROOF PANEL	20'	\$1,042.00
H412-FB	4" X 4' ROOF PANEL W/ FAN BEAM	12'	\$765.00
H414-FB	4" X 4' ROOF PANEL W/ FAN BEAM	14'	\$869.00
H416-FB	4" X 4' ROOF PANEL W/ FAN BEAM	16'	\$1,020.00
H418-FB	4" X 4' ROOF PANEL W/ FAN BEAM	18'	\$1,124.00
H420-FB	4" X 4' ROOF PANEL W/ FAN BEAM	20'	\$1,228.00

WALL PANELS

H308	3" X 4' THERMACORE PANEL	8'	\$357.00
H308A	3" X 4' ALUMINUM PANEL	8'	\$425.00



MYRIAD ROOM ENCLOSURE COMPONENT ORDER FORM

OFFICE USE ONLY
 Invoice # _____
 Date Rec'd _____
 Del. Date _____

Name (Location) _____ PO # _____
 Ordered By _____ Job Name _____
 Address _____ Phone # _____
 State _____ Zip _____ Fax # _____



Toll 800-969-8830 / Fax 817-561-5467


ROOM INFORMATION
 Color: White Almond (Circle One)
 Measurements:
 A. Room Projection (L) _____ (R) _____
 B. Room Width (L) _____ (R) _____
 C. Side Wall Height _____
 D. Front Wall Height _____
 E. Roof Projection _____
 F. Roof Width _____

Notes: _____

STRUCTURAL COMPONENTS / COVERS	Length	ROOF PANELS	FASTENERS / ADHESIVES
H110-18 VERTICAL / HORIZONTAL H MULL	18'	H312 3" X 4' ROOF PANEL	I545 3/4" SELF TAPPING SCREW
H110-24 VERTICAL / HORIZONTAL H MULL	24'	H314 3" X 4' ROOF PANEL	I547 1" SELF TAPPING SCREW
H112-18 VERTICAL / HORIZONTAL C MULL	18'	H316 3" X 4' ROOF PANEL	I552 4" ROOF FASTENER W/ BUSHING
H112-24 VERTICAL / HORIZONTAL C MULL	24'	H318 3" X 4' ROOF PANEL	R571 ACRYLIC GLAZING GLUE (TUBE)
H113-24 BOTTOM TRACK	24'	H320 3" X 4' ROOF PANEL	M100 NOVAFLEX SILICONE - WHITE
H115-24 ELECTRICAL TOP TRACK	24'	H312 3" X 4' ROOF PANEL W/ FB	M140 NOVAFLEX SILICONE - BEIGE
H117-24 UNIVERSAL 3" OR 4" FASCIA CVR	24'	H314 3" X 4' ROOF PANEL W/ FB	
H118-24 4" ATTACHMENT HEADER	24'	H316 3" X 4' ROOF PANEL W/ FB	
H121-24 3" ATTACHMENT HEADER	24'	H318 3" X 4' ROOF PANEL W/ FB	
H210-18 ELECTRICAL POCKET STUD	18'	H320 3" X 4' ROOF PANEL W/ FB	
H215-18 4" CORNER CAP	18'		
H630 SM. ELECTRICAL RACEWAY CVR	12'		
H631 LG. ELECTRICAL RACEWAY CVR	18'		
WALL PANELS			
H308 3" X 4' THERMACORE PANEL	8'		
H308A 3" X 4' ALUMINUM PANEL	8'		
TRIMS / ANGLES			
I260 5/8" X 1 1/4" ALUMINUM ANGLE	16'		
I265 1/4" X 1 1/4" ALUMINUM ANGLE	16'		
R230 9/16" C CHANNEL TRIM	16'		
R250 1/2" X 2 1/4" ALUMINUM ANGLE	16'		
R255 1/2" X 3/4" ALUMINUM ANGLE	16'		
R260 2" C - CHANNEL TRIM	16'		
T315 T-BAR ADAPTOR	16'		
H214 1" X 1" INSIDE ANGLE	18'		

Colonial Lite Pattern Examples

*These are standard patterns. Custom Patterns are available by request.



Slider Colonial Lite Pattern Examples

*These are standard patterns. Custom Patterns are available by request.

* Prairie Grids also available

* Oriels also available

Oriels - 1H Bottom Sash

Top Sash Equally Spaced Lites to Match

PW Standard Lite Pattern

Add CB as Bar

Ex. 32 x 66 - 2V x 3H

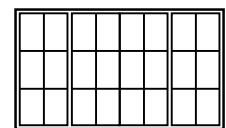
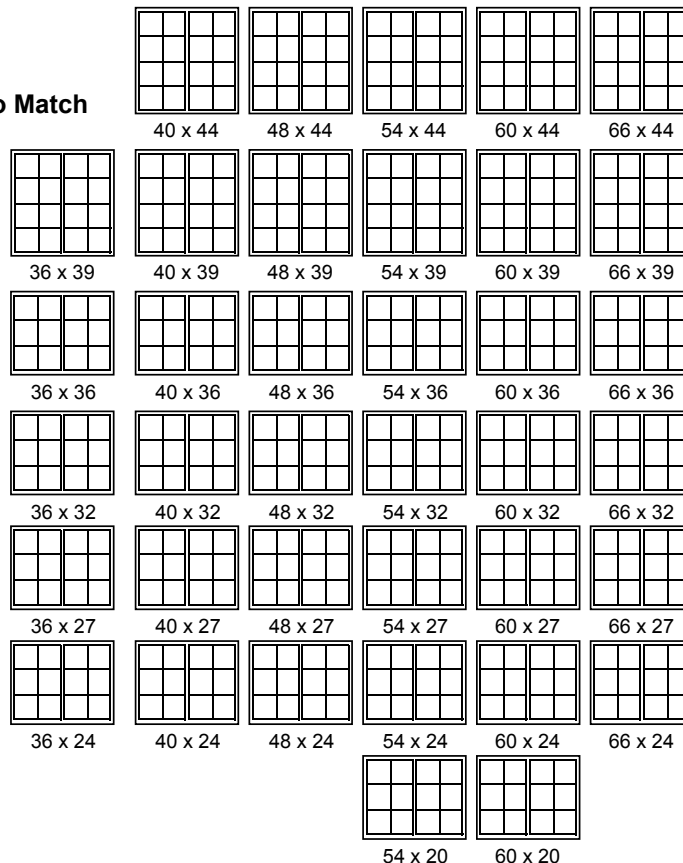
PW

56 x 72 = 4Vx4H

60 x 72 = 5Vx4H


72 x 72 = 5Vx4H

48 x 72 = 3Vx4H




1/4 1/2 1/4
xox Slider based of
same concept as
oriel lite pattern of SH


Grid Patterns




Colonial
(COLS)



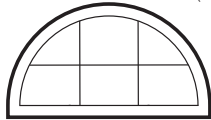
Prairie
(PRAS)



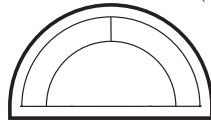
Continuous Prairie
(CPRAS)



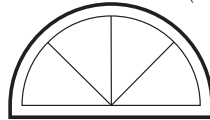
Double Cont. Prairie
(DCPRAS)



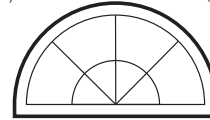
Colonial
(COLS)



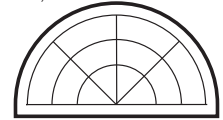
Prairie
(PRAS)



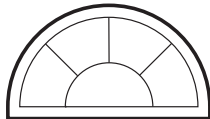
Star
(STR)
(3 or 5 spoke)



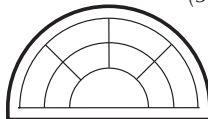
Sunstar
(SSR)
(3 or 5 spoke)



Sunstar DH
(SS2)
(3 or 5 spoke)



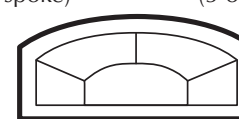
Sunburst
(SBT)
(3 or 5 spoke)



Sunburst DH
(SBT2)
(3 or 5 spoke)



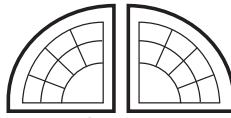
Star
(EB1)
(3 or 5 spoke)



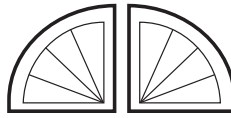
Sunburst
(EB2)
(3 or 5 spoke)



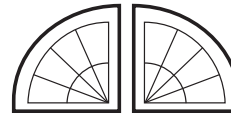
Sunburst
(SBT-QR)
(1, 2 or 3 spoke)



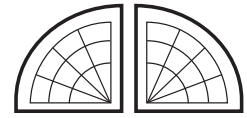
Sunburst DH
(SBT2-QR)
(1, 2 or 3 spoke)




Star
(STR-QR)
(1, 2 or 3 spoke)




Sunstar
(SSR-QR)
(1, 2 or 3 spoke)




Sunstar DH
(SS2-QR)
(1, 2 or 3 spoke)



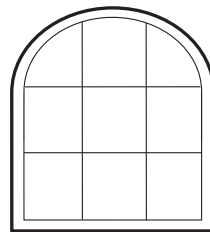
Colonial
w/Star
(CSTR)
(3 or 5 spoke)




Colonial
w/Sunstar
(CSSR)
(3 or 5 spoke)




Colonial
w/Sunburst
(CSBT)
(3 or 5 spoke)



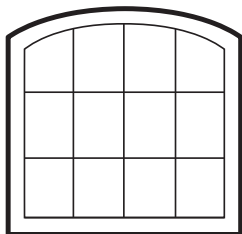
Colonial
(COLS)



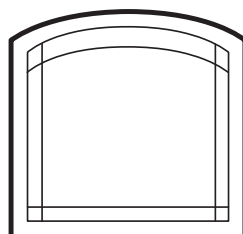
Colonial
w/Sunstar DH
(CSS2)
(3 or 5 spoke)




Colonial
w/Sunburst DH
(CSBT2)
(3 or 5 spoke)



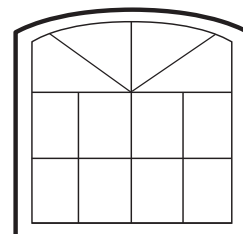
Colonial
(COLS)



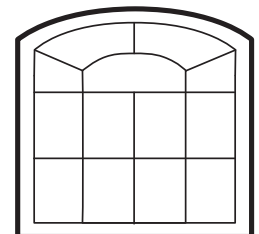
Prairie
(PRAS)



Double Cont.
Prairie
(DCPRAS)



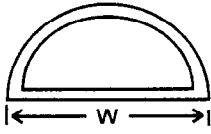
Colonial
w/Star
(CEBI)
(3 or 5 spoke)



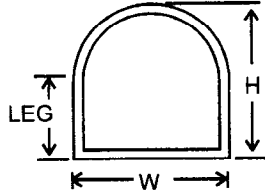
Colonial
w/Sunburst
(CEB2)

GEOMETRIC SHAPES

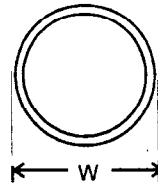
Half Round



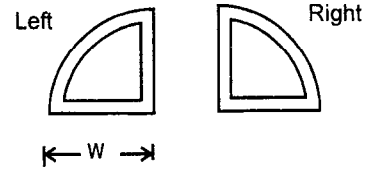
Half Round w/Extd. Leg



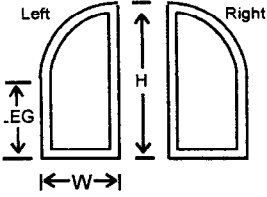
Full Circle



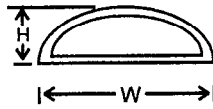
Quarter Round



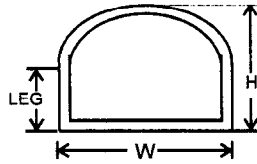
Quarter Round w/Extd. Leg



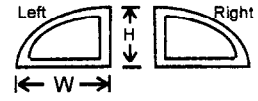
Eyebrow



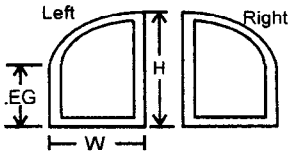
Eyebrow w/Extended Leg



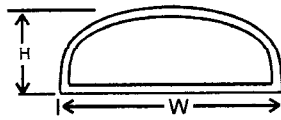
Half Eyebrow



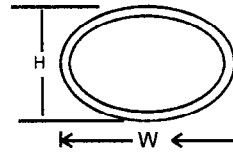
Half Eyebrow w/Extended Leg



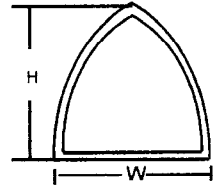
Ellipse



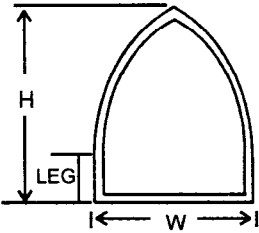
Oval



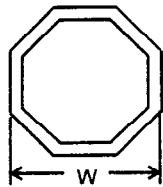
Cathedral



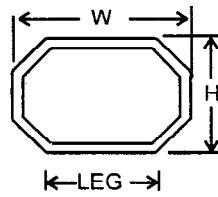
Cathedral w/Extended Leg



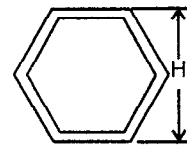
Octagon



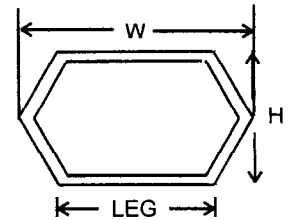
Octagon w/Extended Leg



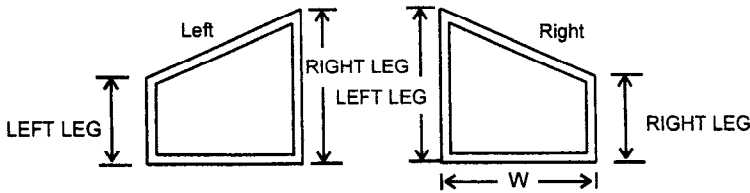
Hexagon



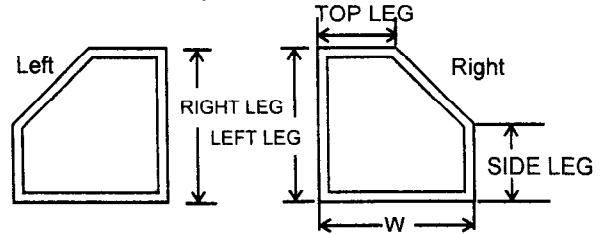
Hexagon w/Extended Leg



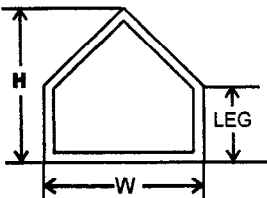
Trapezoid Left & Right



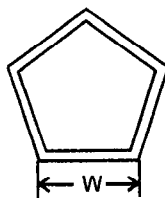
Pentagon Left & Right



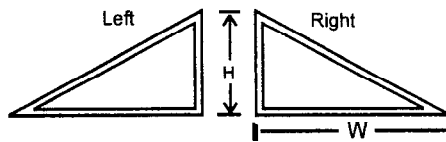
Pentagon



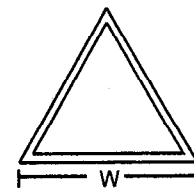
Pentagon Equilateral



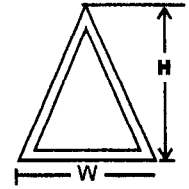
Triangle Left & Right



Triangle Equilateral



Triangle Isosceles



NT WINDOW, INC.
TERMS AND CONDITIONS OF SALE & GENERAL INFORMATION

Special Services .

Rush Service

NT Window strives to accommodate all requested rush orders if production scheduling allows. However, this service increases the cost of production because of additional handling necessary to fulfill the request. Because of this an automatic rush fee will be assessed in the amount of 20% of the invoice value.

Jobsite Delivery

Delivery to jobsites is another welcomed service we provide (within 30 minutes of normal route). This service comes with an automatic jobsite delivery charge of \$75.00 NET. This fee is applied to all orders no matter the invoice value unless agreed by management otherwise. This charge covers additional expenses related to scheduling and logistics of this service. Please provide all necessary information for a jobsite delivery at time of placing order. Also the customer must be present at time of delivery to sign for order and to assist on off-loading products. Please note that there are some additional limiting factors that restrict us from offering this service in some cases such as accessibility and local city street codes that may prohibit large trucks. For other jobsite delivery request that fall outside the 30 minute radius, please contact your customer service representative to discuss options and costs.

Display Loaner Program

Custom displays that can be used for building and/or home shows are available on a loaner program. These displays can be ordered with a window of choice and options. Please schedule one month in advance to reserve your display. The display must be returned within 2 weeks. Customer accepts all costs associated with damage to display. Additional items like promotional banners and give away items are also available upon request.

Custom Marketing Materials

NT Window understands the need for marketing materials that will distinguish your company from competitors. Because of this need we are pleased to offer our services of creating and designing custom literature pieces that fit your needs. Minimum order quantities are necessary to make a cost effective marketing program. Please call for further pricing information. Additional marketing pieces that can be customized are listed on the sample order form.

Responsibilities of the Dealers and Distributors

Reviewing Price Book

It is the responsibility of the dealer / distributor to review all pages within this price book. By making purchases from NT Window the customer is accepting and agreeing to the terms and conditions and all other information listed within the price book. All questions can be directed to a sales representative.

Building Codes

Buyer assumes all responsibility that all products purchased meet all building, safety, zoning or any other codes or laws that govern the performance and/or installation in the given application and/or location of use.

Homeowner and Dealer Education

NT Window is a company of integrity. Dealers and Distributors purchasing our family of products have the responsibility to present our products with true facts and statements. Misrepresentation of any NT Window product will not be accepted.



Manufacturing Standards

Tolerances

NT Window tolerance is plus or minus 1/8" of the specified size.

Rough Opening vs. Exact Size

New Construction window orders must specify measurement type (exact size or rough opening). Exact size measurements will be built to the size ordered. Rough opening size measurements will have a 1/2" deduction made on width and height measurements given.

Mulled Units

Orders containing mulled window units need to specify whether a factory mull or field mull is requested. Orders not specified will come standard as a field mull. Additional costs are associated with factory mulls as listed on product price pages. The following mull options are listed with requirements:

1. Standard Mull - standard mulls are used for all mulled units up to 96" wide or 84" tall and not to exceed 156 UI.
2. Bay/Bow Mull - bay/bow mull units will be delivered as field mull units standard. Factory mull is not optional.
3. Factory Mull - factory mulls will only be accepted up to 96" wide or 108" tall and not to exceed 204 UI.
4. Field Mull - The maximum mulled unit that will be accepted for order will be 144" wide or 108" tall not to exceed 216UI.

Note: Please review associated costs for mull options on product price pages.

DP Ratings

Note: Please review associated costs for the DP package upgrades.

Design Pressure Ratings for Vinyl Windows

Single Hung			Double Hung		
Rating	Configuration	Max Size	Rating	Configuration	Max Size
DP-25	Standard	54 x 77	DP-25	Standard	54 x 77
DP-35	Standard	44 x 75	DP-35	Standard	40 x 63
DP-45	Upgrade	44 x 75	DP-45	Upgrade	54 x 77

Slider			Picture Window		
Rating	Configuration	Max Size	Rating	Configuration	Max Size
DP-30	Standard	71 x 56	DP-50	Standard	72 x 72
DP-40	Standard	63 x 44	Slimline Picture Window		
			Rating	Configuration	Max Size
			DP-50	Standard	58 x 58

Awning			Casement		
Rating	Configuration	Max Size	Rating	Configuration	Max Size
DP-30	Standard	48 x 32	DP-50	Standard	24 x 60

Locks

All windows ordered with a width of 27" or greater will come with 2 locks standard.

Center Bar Location

All orders placed on single and double hung units should have the center bar location specified. Standard procedures if not specified are the following:

1. Any unit greater than 72" in height will be built with an oriel sash configuration unless customer specifies otherwise and product limitations allow. An oriel sash configuration is 30" vent from bottom up.
2. Any unit ordered not applicable to the above will be built standard as an equal sash. An equal sash configuration is a 50/50 vertical split bottom up.
3. All center bar measurements given will be assumed to be from bottom up unless specified.



Pricing Procedures

List Pricing

All pricing shown within price book are LIST prices unless otherwise notated. List prices are to be multiplied against given factor to obtain NET cost. Note: Due to rounding factors between list prices using a factor system some discrepancies might be seen if calculating by net pricing. These discrepancies will be minimal and are non negotiable.

Even Inch Pricing

NT Window prices all units by the even inch. All measurements on width and height will be rounded to the next even inch. For example if a unit is ordered 27" x 36", the price would be calculated as a unit 28" x 36". Another example, if a unit is ordered 27" x 34 1/2", the price would be calculated as a unit 28" x 36".

Minimum Price

Each manufactured product has a minimum price that will be charged. These minimum costs are based upon a minimum size. The minimum sizes are listed below:

1. Minimum prices for all window products is 68 united inches.
2. Minimum prices for all screen products is 68 united inches.
3. Minimum prices for all insulated glass products is 3 square feet.

Oversized Units

Additional charges are applied to all oversized units as described below.

1. Two Panel Slider - over 144 UI add \$2.00 UI.
2. Three Panel Slider - over 180 UI add \$2.00 UI.
3. Geometric SH units - over 144 UI add \$2.00 UI.
4. Standard Picture Window - over 144 UI add \$2.00 UI.
5. Geometric Picture Window - over 144 UI add \$2.00 UI.
6. Screen units - over 144 UI add \$0.40 UI.
7. Insulated Glass units - over 30 square feet add \$3.00 square foot.

Tempering Pricing

To calculate the cost for ordering tempered glass the tempering option cost MUST be added to the glass strength cost. For example if you order tempered with 3/16" glass your calculation should be \$2.50 (tempered) plus \$1.00 (3/16" glass) equaling a total up charge of \$3.50 UI. Because 1/8" glass (DSB) comes standard in all insulated units the cost for tempered glass for a window requiring tempered would be only \$2.50 UI.

Painted Exteriors (Vinyl)

A special minimum price charge of \$50.00 NET is applied to all window units.

Mulled Units

Please note that additional costs are associated with mull pieces and factory mulls. These costs are shown on each product page.

Quotes

All quotes are valid for 60 days. It is the customer's responsibility to review quotes for accuracy such as correct window system, order quantities and options selected. NT Window will only honor quotes as they have been entered. NT Window also reserves the right not to except an order from a quote if findings of major discrepancies between computers generated quotes versus prices listed in the current published price book.

Template Fees

Any window unit ordered requiring a template from the customer is subject to a \$150.00 NET additional fee to be added to the individual window cost.



Credit and Payment Terms

New Customers

- A.** 50% deposit is required on all orders for dealers without approved credit, before the order will be released to production.
- B.** A credit limit will be set for all accounts setup with credit. This limit will be given to you during the application process. NT Window reserves the right to adjust this limit at any time. Orders will be placed on hold until account is within terms of agreement.
- C.** Jobsite and homeowner contact information are required for all new accounts setup with terms for a 90 day trial period. This information should appear on the order at time it is placed. Orders will not be processed until required information is collected.
- D.** All payments made by new accounts must be in cash or certified funds unless a copy of officers' driver license is on file. NT Window reserves the right not to accept a check for any reason.

Credit Card

Accepted credit cards are American Express, Discover, Visa and MasterCard. To make payment by credit card an authorization form must be filled out completely with a copy of the cardholders drivers license. This form can be kept on file for future use if requested. To remove this request a written notice must be sent in.

NT Window reserves the right to create a surcharge policy for credit card payments at any time with verbal notice to customer before payment is accepted.

Terms of Payment

1. Credit Card - Customers with this term will have their credit card on file charged at the time that order is placed.
2. COD Cash - Customers with this term can make payments with cash or cashiers check only.
3. COD Check - Customers with this term will make payments with cash or company check..
4. NET 10 - Customers with this term are given 10 days from date of invoice to make payment in full.
5. NET 15 - Customers with this term are given 15 days from date of invoice to make payment in full.
6. NET 30 - Customers with this term are given 30 days from date of invoice to make payment in full.
7. CIA - Customers with this term must make full payment at time of order being placed by cash , cashiers check or credit card.

NOTE: Discounts of any kind including volume discounts, rebates and marketing allowances will be discontinued if an account does not meet all obligations within specified terms.

Invoice Date:

The invoice date is the date in which the order is scheduled to be shipped on our truck or picked up by customer as assigned by production scheduling. This date is notated on all order acknowledgements as the Target Delivery Date. The actual date an order is picked up is NOT the invoice date.

Interest

All past due invoices over 60 days past agreed terms are subject to a 10% APR interest rate. This rate will be applied monthly and will be shown on statements. NT Window reserves the right to adjust this rate based upon industry averages.

Credits

All credits given must be used within 90 days of issued date or will be forfeited. No exceptions.



Warranty

Window Products

Limited Lifetime Warranty on operation and glass failure. See NT Window Warranty card in back of book for more details.

Vinyl Patio Door Products

Lifetime Warranty on operation and glass failure.

Insulated Glass Products

- A. Individual glass orders come with a 10 year Limited Warranty from seal failure.
- B. Insulated glass is not warranted from cosmetic flaws and/or scratches if over 30 square feet. Cosmetics flaws and/or scratches on units below 30 square feet will be warranted only if visible from 10 feet away. These rules apply to both complete window orders and individual IG orders.

Storm Windows

Limited 10 Year Warranty on operation and glass failure.

Screen Products

There is no warranty on these products unless otherwise expressed by NT Window management.

Open Frame and Knock Down Products

There is no warranty on these products unless otherwise expressed by NT Window management.

Glass Breakage Warranty

NT Window offers (for a small fee per window) a glass breakage warranty for the homeowner; this warranty does not include glass broken during installation and/or transportation by the contractor or his/her representatives. Glass breakage warranty must be ordered on **ALL** units within a project.

Warranty can not be ordered on commercial or government funded projects.

Warranties purchased for the Construction Pro window system or other new construction applications will be effective 120 days after homeowner occupies residence.

Glass breakage warranty procedures:

1. Place order with GBW notated clearly.
2. A GBW policy number will be assigned to order.
3. A GBW policy card with assigned policy number will be mailed to dealer/distributor.
4. Give homeowner registration card to fill out completely and mail back to NT Window with given information. Ask homeowner to retain a copy of warranty card for their records.

Further information on the GBW can be found on the registration warranty card in the back of this book.

Commercial Warranty

The NT Window, Inc. Limited Lifetime Warranty does not apply to commercial projects and properties. Please call any NT Window representative for further information.

Limitations

Stress crack warranty requests will only be accepted if NT Window is informed within 30 days of delivery. No requests will be honored after that period.

Warranty Service

NT Window strives to offer the best in customer service before and after each purchase. In this effort we have created a Warranty Request Form that can be found in the back of this book. To make a service request, please simply fill out all necessary information and fax or email to NT Window. The warranty department will make contact to the requested person 24 to 48 hours after receipt to schedule service. It is our goal to relieve our customer of any responsibilities and/or concerns in regards to any current warranty issue as quickly as possible.

By filling out the warranty request form the customer is agreeing to accept any charges billed to them for costs incurred by NT Window for services rendered not to be valid under warranty.



Dust Infiltration

In many areas of the Southwestern United States, especially the more arid regions with fine soils, and excessive wind can create problems for all fenestration products, i.e. windows and doors. All window and door manufacturers are required to test their products to meet specific standards, of which include air infiltration, water leakage, and structural integrity of framing and components. This test has certain parameters that have to be met in order for a window to become certified. NT Window exceeds all tests required by the government as tested according to the industry standards and testing agencies.

All window and door products have air infiltration even when securely locked because of the sash design. There is weather-stripping on the sash to reduce air infiltration, but due to the operating function of the window it is impossible to completely eliminate all air leakage. The weakest points for air infiltration are where the fixed meeting rail, jamb and sash come together (i.e. where the window locks). The air infiltration points are very small, but still exist never the less. Due to these air infiltration points dirt infiltration becomes possible.

Dust infiltration usually occurs when the winds exceed the maximum wind load that the windows are tested at (wind loads are product specific). Wind loads over 25 miles per hour tend to cause a slight deflection of the sash, resulting in the opportunity for dust particles to be forced through very small openings at the sash. In most instances dirt has been allowed to build up on the sill between the screen and sash where, with high winds, you get a constant swirling which pushes the dirt particles into very fine openings. The dirt particles then spread inside the sill and upward towards the meeting rail resulting in the dust around the sash and at the window sill (please note that even normal wind pressures have the ability to force dust inside the home if excess dirt is allowed to build up in the sill between the screen and the sash).

Dust infiltration is most common in arid regions, in new construction areas, and farming areas. Below is a list of tips on how to reduce dust infiltration.

Tips for controlling dust infiltration

- 1) Remove excessive dirt build up between the screen and sash as often as necessary to prevent dirt build up.
- 2) If new construction, establish a lawn as soon as possible.
- 3) Water lawns and flower beds surrounding the home often.
- 4) Clean the bottom sash bulb weather-stripping periodically to insure a tight seal in the sill for window.

Water Drainage System

Your new NT Window windows incorporate a low-point, high-pressure weeping system. This system uses small openings in the window sill that are designed to route water to the exterior of the window through small weep holes. It is customary for water to accumulate in the sill area when raining. There is no cause for alarm, as this water will drain to the

exterior through the weep system. At times the small openings can become plugged with dirt and debris, this is evident by water overflowing the sill or by water standing in the sill long after the rain has stopped. In most cases, a piece of wire or pipe cleaner inserted into the weep holes will clear the debris. In severe cases the snap-in track located at the sill can be removed to expose possible clogged openings in the weep system. NT Window has engineered highly effective weep systems to insure proper water drainage. Please keep weep holes free and clear of debris to allow water to properly drain to the exterior, as designed. To ensure proper operation, keep the sill of your windows free of dust, and periodically clean your weep holes with a small wire or pipe cleaner.

Foot Notes

¹ Painted Exterior option is available in the following standard colors:

1. Brick Red
2. Bronze
3. Cameo
4. Angean Blue
5. Desert Sand
6. Hartford Green
7. Sage Green
8. Tan
9. Obsidian

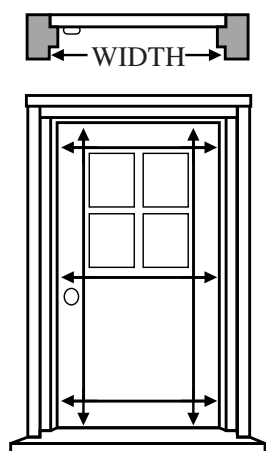
Custom color matching is available for an additional charge of \$200.00. Please call for additional information.

² Nailing fin option should be specified exact size or rough opening measurements as described in Standard Manufacturing section.

³ All vinyl windows except for the Construction Pro Series come with either a head or sill expander at no charge. If an order requires both accessories an additional charge will be applied to each unit. This price is described on the product pages. If no option is specified on order then the head expander option will be chosen by default. Geometric Windows receive no accessory.

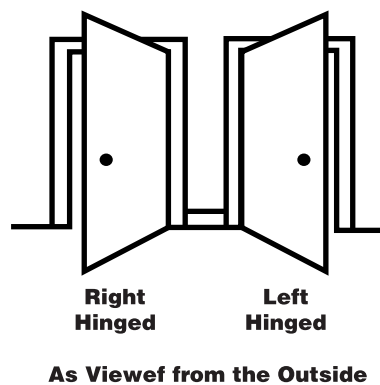
⁴ Replacement sashes are priced based upon the original window measurement given UI and not the total UI from the sash measurement. Example: A replacement sash for a 100 UI window will be calculated 100 UI x Sash Cost. Replacement sash prices include white and low E options only. All other options must be added to the base sash cost at one half of the standard option price listed for that product.

⁵ Storm Door Measuring and Ordering Instructions (additional notes listed on product page)



Measurements should be taken of door frame opening from the outside of entrance.

Width - Measure the width of frame opening at the top, center, and bottom. Record the smallest of the three dimensions. **Height** - Measure the height from the top of the frame opening to the bottom sill on both sides and record the smallest of the two dimensions.



⁶ Egress Hardware option will not make a casement unit meet egress requirements. Unit must be a minimal size of 28 x 47 (including hardware) or 32 x 47 (w/ out hardware) to meet egress.

This price list replaces and supersedes all previous price lists.

Order Process

Ways to Order

1. FAX - NT Window prefers orders to be faxed in on the NT Window order form.
2. PHONE - NT Window assumes no responsibility for errors on telephone orders.
3. EMAIL - Orders can be emailed to orders@ntwindow.com. Excel and PDF file formats are available for all product order forms by request.
4. ONLINE - Web based order entry system. Call your NT Window representative to request access to NTLINK.

Confirmations

Orders will be confirmed by fax or email within 24 business hours of receipt. It is the responsibility of the customer to check the acknowledgement for errors and/or omissions. If NT Window is not contacted within 24 hours of receipt of acknowledgement, the order will be released to production and NT Window will not be held responsible for any errors or omissions found. After orders are released to production no changes or cancellations are allowed.

Delivery and Shipments

Packaging Fees

Packaging and crate fees will be applied to all orders shipped on common carrier. These charges will be based upon shipment method and size. Standard rates are as follows:

- a. Small Wood Crate - \$50.00 NET
- b. Large Wood Crate - \$75.00 NET

NOTE: Other charges may apply as necessary.

Carrier Options

NT Window has existing partnerships with common carriers that are preferred. Orders shipped via preferred carrier for an open account will have shipping charges applied to invoice. Shipments with all non-preferred carriers will be sent out freight collect.

All prices are F.O.B. our dock. All damage claims are the responsibility of the consignee.

NOTE: NT Window is not responsible for deliveries not made on time by carrier.

Return Policy

All products are custom manufactured to buyer specification and returns are not allowed. In the event that a product is manufactured incorrectly, a return authorization number must be issued prior to the return of the product. Upon return of the product and inspection by NT Window credit will be issued. Accessories and supplies are not returnable (i.e. angle, caulking, screws, etc...).

Please call any NT Window representative to obtain a return authorization number. NT Window will not accept any return without authorization. Please keep this authorization number to track credit/exchange progress.

NOTE: Returns will only be accepted within 30 days of delivery. All returns are subject to a 25% restocking fee.

Will Call

Customer pick ups are welcomed. It is strongly encouraged that you call in advance to ensure quick service; 24 hours is appreciated.

Minimum Order Value

A \$45.00 NET delivery charge will be applied to all deliveries that are made where the combined total value of all invoices is below \$300.00. These charges can be changed at any time with the discretion of NT Window management.

Pick up Policy

Orders must be picked up within 2 weeks of target delivery date. All orders left behind for greater than 2 weeks are subject to a \$50.00 per week storage fee. Orders that are left greater than 4 weeks are subject to being discarded or donated. Any collected funds for that order will not be reimbursed and all open balances will be collected with necessary procedures.





NT Window[®]
Windows of Opportunity[®]

Aluminum and Vinyl Window
Limited Warranty
Residential & Commercial
New Construction and Replacement
Effective April 1, 2010

Congratulations on your purchase of windows manufactured by NT Window for installation into your property either during new construction or as replacement product. NT Window, Inc. is proud to support these products and will respond to your notice of product issues according to the terms and conditions set forth below.

The NT Window Promise:

Single Family Home:

For as long as you own and reside in your owner-occupied single family home (“Lifetime”) NT Window (NTW) will, upon notice as required herein, either repair or provide replacement components as needed to correct any of the following conditions when directly caused by a defect in the product as manufactured:

Frame: Chipping, cracking, peeling, blistering.

Factory painted exterior coatings are guaranteed for 10 years under normal conditions from peeling, blistering and significant discoloration. Non-factory applied coatings will void *entire* window warranty.

Insulated Glass Unit: Impairment of vision caused by dust or condensation within the glass unit due to seal failure.

Hardware & Parts: Breakage, under normal usage and application.

Insect Screens*: Frame Rust or Mesh Size. NTW will replace any window screen frame and mesh that is defective in workmanship for a period of one (1) year after date of manufacture; however, punctures or tears are not warranted beyond the opportunity to inspect at initial receipt.

**CAUTION: Insect screens are not designed as a safety restraint.*

Commercial and Multi-Family: For a period of ten (10) years from date of product sale, NT Window will, upon notice from the property owner as required herein, either repair or provide replacement components as needed to correct any of the above conditions when directly caused by a defect in the product as manufactured. This shall apply to all products installed in properties other than owner-occupied single family homes.

Application and Transfer: The Single Family Home Warranty is made solely to the original con-

sumer purchaser who both owns and resides in the single family home at the time NTW windows are installed and continues for such time as both that ownership and residence are maintained. In the event of a sale of the home within five (5) years of initial product installation, this warranty shall transfer to the first subsequent purchaser. No rights under the warranty may be otherwise transferred or assigned. The Commercial and Multi-Family Warranty is made solely to the owner of the property on the date of installation of NTW products and is neither transferable nor subject to assignment.

Limitations on Scope: NTW shall have no obligation to address any condition not directly caused by a defect in its product as manufactured. Excluded conditions include, but are not limited to, those affected by: lack of product maintenance, misuse, mishandling, or damage to the product; extraordinary application of product, improper installation or reinstallation; alterations or modifications including but not limited to, the application of films, security systems or window treatments; atmospheric conditions, aging, fading or weathering; inert gas fill or retention, conditions which exceed product capacity, Code compliance, specific building requirements, building settlement, construction defects; slight curvature of glass, glass deflection due to temperature or barometric pressure, glass imperfections allowable under ASTM C1036 or C1048, and any other element outside of NTW control.

NTW may discontinue or change any product without notice. NTW may provide substitutes for discontinued parts or components. The choice of replacement or repair shall be in the discretion of NTW. In the event NTW performs a repair it shall be responsible for only labor required to repair the affected component and no other cost. A repair or replacement by NTW shall not create a warranty but rather this warranty shall continue according to its terms.

Notice and NT Window Response: Owner must individually provide written notice under this warranty to: NT Window, Inc., PO Box 40547, Fort Worth, TX 76140 or to the NTW dealer through whom the purchase was made. Each of Owner's names, property identification, proof of status as Owner, a description of the product and a description of the issue must be included. NTW SHALL HAVE NO OBLIGATION WHATSOEVER WITHOUT PROPER NOTICE FROM OWNER AND AN OPPORTUNITY TO RESPOND. Upon proper notice, NTW shall be afforded the opportunity to inspect or take other action necessary to formulate a response. Owner agrees to pay a fee for the costs of an inspection which reveals that no action is called for under this warranty. If action is required, NTW shall have the sole discretion to either provide replacement components (color matching not guaranteed) or perform a component repair.

In no event shall NTW be liable for the costs of repair not provided by NTW or any shipping costs.

Additional Terms and Conditions: Any decorative glass and insulated glass unit not included within a NTW manufactured window or door is warranted only for one (1) year from original sale.

The formation of condensation anywhere other than the interior of the insulated glass unit is the result of relative humidity and is not a product defect or impairment.

Any alteration of this warranty must be in writing and signed by an executive officer of NTW. No dealer or NTW representative shall have authority to alter in any way this warranty. Owner agrees that no action or inaction of NTW shall constitute a waiver.

Important Owner Information:

EXCLUSIVE REMEDY: THIS WARRANTY IS THE EXCLUSIVE OWNER REMEDY. IT SHALL OPERATE IN LIEU OF ALL OTHER REMEDIES WARRANTIES OR CLAIMS IRRESPECTIVE OF SOURCE AND NTW NEGLIGENCE.

LIMITATION OF REMEDIES: IN NO EVENT SHALL NTW BE LIABLE FOR ANY LOSS OF USE, LOST PROFIT, DIMINUTION IN VALUE, CONSEQUENTIAL OR INDIRECT DAMAGE OF ANY KIND. UNDER NO CIRCUMSTANCE SHALL NTW BE LIABLE FOR AN AMOUNT EXCEEDING THE PURCHASE PRICE OF THE AFFECTED COMPONENT.

ADDITIONAL DISCLAIMER: THIS IS THE SOLE WARRANTY FOR NTW WINDOW PRODUCTS. ALL OTHER WARRANTIES, INCLUDING OF MERCHANT ABILITY AND FITNESS FOR PURPOSE, ARE DISCLAIMED AND EXCLUDED. COURSE OF DEALINGS, CUSTOM AND USAGE, STATEMENTS, LABELS, ADVERTISING AND PRODUCT REPRESENTATIONS OF ANY KIND SHALL NOT EXPAND THE SCOPE OF THIS WARRANTY. Where these limitations are prohibited or otherwise altered by mandatory legal provisions, the warranty shall remain effective to the full extent of the law. This warranty gives you specific legal rights and you may also have other rights that vary from state to state.

OWNER AGREES THAT ANY OBLIGATION OF NTW WITH RESPECT TO ITS PRODUCTS IS CONTINGENT UPON NOTICE AS DEFINED HEREIN AND AN NTW OPPORTUNITY TO RESPOND.

Product Ratings: NTW products are often designed and tested in accordance with required standard procedures established by industry associations such as the American Architectural Manufacturer's Association (AAMA) and the National Fenestration Rating Council (NFRC). These measure performance of sample products in a laboratory-type setting. To pursue consistency NTW manufactures its products for sale utilizing the same methods and materials as in fabrication of a product for testing. All product components and manufacturing processes, however, involve an inherent range of tolerance. These and other factors can result in some variance among individual product performance.



LIFETIME GLASS BREAKAGE WARRANTY

NT Window will warrant the insulated glass, manufactured by NT Window, and outsourced insulated glass used in replacement windows and new construction windows for the lifetime of the original homeowners. In the case of new construction windows, this warranty is valid for the original, new homeowner. This warranty covers breakage for as long as the original resident purchaser resides in the home in which the windows were installed. Breakage attributed to improper installation, fire, flood, acts of God, riot or civil disorder, or building settlement will not be covered under this Lifetime Glass Breakage Warranty.

Claim

Any claim for defect under this Warranty should be submitted to NT Window, P.O. Box 40547, Fort Worth, TX 76140. The claim must have the original date of purchase and the original invoice number for the window. A copy of the warranty must be included.

Labor

Labor costs are not included under this warranty. Neither NT Window, the above manufacturers, nor the contractor will be responsible for any costs incurred in the removal, replacement installation or reinstallation of the insulated glass unit.

Repair Procedure

Replacement parts will be shipped to the nearest NT Window, distributor or dealer and must be picked up by the customer. Shipping and handling charges, where applicable, will be the responsibility of the customer.

Other Warranty Considerations

The warranty statements contained in this Certificate set forth the only express warranties extended by NT Window for the insulating glass units, and the provisions hereof shall constitute the purchaser's exclusive remedy for break of this Warranty given under this certificate. NT Window shall not be liable to property owner for incidental or consequential damage for breach of any written or implied warranty on insulating glass units.

Glass Breakage Warranty Activation Card

Homeowner Information (please print)

Name _____
Address _____
City _____
State _____
Telephone _____

Product Information

Number of Windows Purchased _____
Installation Date _____
Invoice Number _____
Zip _____

Contractor Information (please print)

Contractor Name _____
Company Name _____
Address _____
City _____
State _____
Zip _____
Telephone _____

Please remit to:

NT Window, Inc.
Attn: Warranty Department
P.O. Box 40547
Fort Worth, Texas 76140

To activate your warranty please complete and mail a copy of bottom section within 30 days of installation. Please retain a copy for your records.



Window Order Form

Name (Location) _____ PO # _____ Date _____
 Ordered By _____ Job Name _____
 Address _____ Phone# _____
 City _____ State _____ Zip _____ Fax# _____

OFFICE USE ONLY

Invoice # _____
 Date Rec'd _____
 Production _____
 Del. Date _____

Office 1-800-969-8830 / Fax 817-561-5467

Circle Window Type

- I-120** (Deluxe Storm) **T-110** 2 5/8" Main Frame (Thermal Break) (Single Hung) **E-110** 3 1/4" Main Frame (Vinyl) (Single Hung) **W-110** 3 1/4" Main Frame (Vinyl) (Single Hung) **W-210** 3 1/4" Main Frame (Vinyl) (Double Hung) **N-110** 3 1/4" Main Frame (Vinyl) (New Construction) (Specialty PW) **S-150** 3 1/4" Main Frame (Vinyl) **C-110** (Vinyl Casement) **A-110** (Vinyl Awning) **Legacy Storm Door** (Full View) (Self Storing) (Screen Door)

(IF WINDOW TYPE IS NOT LISTED ABOVE, WRITE TYPE IN STYLE COLUMN)

Item #	Qty	Width	Height	C.B.	Style*	Color**	Glass Options***	Temp	Grids	Screen	Sill Type****	Naifin*****	Mull	U.I.	Each	Price											
1																											
2																											
3																											
4																											
5																											
6																											
7																											
8																											
9																											
10																											
11																											
12																											
Comments/Special Instructions: <table style="width: 100%; border: none;"> <tr> <td style="width: 80%;"></td> <td style="width: 10%; text-align: center;">Sub Total</td> <td style="width: 10%;"></td> </tr> <tr> <td></td> <td style="text-align: center;">Tax</td> <td></td> </tr> <tr> <td></td> <td style="text-align: center;">Freight, Misc</td> <td></td> </tr> <tr> <td></td> <td style="text-align: center;">Total</td> <td></td> </tr> </table>																	Sub Total			Tax			Freight, Misc			Total	
	Sub Total																										
	Tax																										
	Freight, Misc																										
	Total																										

STYLE CODES: SH - SINGLE HUNG DH - DOUBLE HUNG SL - SLIDER PW - PICTURE WINDOW
 COLOR CODES: WH - WHITE AL - ALMOND BR - BRONZE A - MILL S - SANDSTONE Z - CLEAR ANODIZED
 GLASS CODES: IN - INSULATED SG - SINGLE GLAZED LE - LOWE CL - CLEAR BR - BRONZE GR - GREY OBS - OBSCURED AR - ARGON KR - KRYPTON
 SILL TYPE CODES: F - FLAT S - SLOPE (MUST NOTATE SP - SHORT POINT OR LP - LONG POINT)
 NAIL FIN CODES: NFE - NAIL FIN EXACT MEASURE NFR - NAIL FIN ROUGH OPENING MF - MOBIL FIN SF - STUCCO FLANGE



SAMPLES, LITERATURE, SALES AIDS ORDER FORM

CUSTOMER NAME: _____

PURCHASE ORDER: _____

CONTACT NAME: _____

PHONE NUMBER: _____

Sample Windows (SP):		List Price:	Order Quantity
I120-SP	Deluxe Storm SH Window Sample	\$60.00	
T110-SP	Twinsulator SH Thermally Broken Replacement Window Sample	\$100.00	
T210-SP	Twinsulator DH Thermally Broken Replacement Window Sample	\$125.00	
E110-SP	Executive SH Vinyl Replacement Window Sample	\$100.00	
W110-SP	Presidential SH Vinyl Replacement Window Sample	\$100.00	
W210-SP	Presidential DH Vinyl Replacement Window Sample	\$125.00	
N110-SP	Construction Pro Vinyl Window Sample	\$100.00	
C110-SP	Royal Vinyl Casement Window Sample	\$125.00	
SDCS	Legacy Storm Door Corner Sample w/ Choice of Hardware	\$50.00	
CCS	Glazed 12" x 12" Window Corner Cut Sample (specify series type)	\$50.00	

Standard Sample Features: 17 3/4 x 27, Low E over Clear Insulated, 4/1 Colonial Lites

Literature (WB):		List Price:	Order Quantity
I120	Deluxe Storm SH Window Brochure	\$0.50	
T110	Twinsulator SH Thermally Broken Replacement Window Brochure	\$0.50	
T210	Twinsulator DH Thermally Broken Replacement Window Brochure	\$0.50	
E110	Executive SH Vinyl Replacement Window Brochure (Spanish PDF available)	\$0.50	
W100	Presidential Vinyl Replacement Window Brochure	\$0.50	
LSD	Legacy Storm Door Brochure	\$0.50	
R301	PVC Patio Door Brochure	\$0.50	
R5200	PVC Impact Patio Door Brochure	\$0.50	
R1600	PVC Garden Door Brochure	\$0.50	
WAR	Limited Lifetime Warranty Brochure	\$0.50	
T80/T90	Twitchell Textilene 80/90% Sunscreen Sample Booklet	\$0.50	
CAT	NT Window Product Catalog	\$0.50	
MCB	Myriad Consumer Brochure	\$0.50	
MIM	Myriad Installation Manual	\$0.50	

Sales Aids / Displays / Promotional Items: List Price:		List Price:	Order Quantity
Attache Case (Small) - Soft-sided foam filled case that contains corner cut of selected window series and product line components, 18 x 12.25 x 4.75.		\$200.00	
Attache Case (Large) - Soft-sided foam filled case that contains corner cut of selected window series and product line components, 25.25 x 18.5 x 8. Includes heat lamp, radiometer, and 4 IG samples.		\$375.00	
Solar Transmission and BTU Power Meter (batteries not included)		\$300.00	
Table Top Window Display (TTWD) - Fits Sample Size 17.75 x 27 (Black)		\$75.00	
Aluminum Pop Up Window Display (PUWD) - Fits Sample Size 17.75 x 27		\$300.00	
Soft Vinyl Table Top Display Cover (Black)		\$40.00	
Yard Signs w/ NT Window Logo and Your Company Logo and Number (YS) (5 order min.)		\$35.00	

CUSTOMER SIGNATURE: _____



INSULATED GLASS & SUNSCREEN PURCHASE ORDER

FAX: 817-561-5467

MILL	BRONZE	WHITE	ALMOND	SANDSTONE
BLACK	BRONZE	GREY	STUCCO	WHITE
80%	90%			BEIGE

FRAME COLOR:
FABRIC COLOR:
BLOCKAGE:

CUSTOMER: _____

PO # _____

DATE: _____

7/16" OA	1/2" OA	3/4" OA	7/8" OA
CLEAR	LOW E	BRZ TINT	GRY TINT

INSULATED GLASS THICKNESS:
GLASS TYPE:

QTY WIDTH HEIGHT CB* GRID PATTERN COMMENTS AND DRAWINGS

QTY	WIDTH	HEIGHT	CB*	GRID PATTERN	COMMENTS AND DRAWINGS
				H	
				V	
				H	
				V	
				H	
				V	
				H	
				V	
				H	
				V	
				H	
				V	
				H	
				V	
				H	
				V	
				H	
				V	
				H	
				V	
				H	
				V	

*CENTER BAR MEASURED FROM BOTTOM UP TO CENTER OF BAR
 **HORIZONTALS MEASURED - FROM BOTTOM UP AND VERTICALS - LEFT TO RIGHT
 NOTE: ANY CHANGES IN COLOR OF FRAME, FABRIC OR STYLE OF FABRIC, PLEASE PUT ON SEPARATE ORDER FORM



PO BOX 40547
 FORT WORTH, TX 76140
 800-969-8830
 817-561-5467 FAX

WARRANTY / SERVICE REQUEST FORM

LOCATION OF SERVICE REQUEST: (CIRCLE)
 [JOBSITE] [WAREHOUSE] [OTHER]

DATE OF REQUEST: _____ TYPE OF SERVICE REQUESTED: (CIRCLE) [SERVICE TECH NEEDED] [REMAKE] [PARTS ONLY]
 DISTRIBUTOR / DEALER: _____ CONTACT TO SCHEDULE SERVICE CALL: (CIRCLE) [CUSTOMER] [HOMEOWNER] [CONTRACTOR]
 ADDRESS: _____ CONTACT FOR QUESTIONS AND UPDATES: (CIRCLE) [CUSTOMER] [HOMEOWNER] [CONTRACTOR]
 PHONE: _____ CUSTOMER NAME: _____ ADDRESS: _____
 CONTACT: _____ PHONE: _____ CITY: _____
 ORIGINAL INVOICE: _____ CELL: _____ STATE: _____ ZIPCODE: _____
 ORIGINAL PO: _____
 APPROX. DATE: _____

PROBLEM AREA: (CIRCLE) [QUALITY] [OPERATION] [BALANCE] [GLASS] [SCREEN] [OTHER]

DESCRIPTION OF PROBLEM: _____

 SPECIAL REQUESTS OR NOTES: _____

SERVICE DEPARTMENT USE ONLY

CORRESPONDENCE: DESCRIPTION OF WORK COMPLETED:

MATERIALS NEEDED / USED:

DATE REC'D:	WARRANTY #:	DATE COMPLETE:	BILLABLE WORK: (YES) (NO)	MANAGER INITIALS:

INSTRUCTIONS: 1. COMPLETE FORM 2. FAX FORM TO 817-561-5467 3. EXPECT CONTACT TO BE MADE WITHIN 24 HOURS



RETURN TICKET AUTHORIZATION

NT WINDOW INC.
ROYAL ALUMINUM INC.

RETURN FOR EXCHANGE
RETURN FOR CREDIT

CUSTOMER NAME _____ PICK UP DATE _____ (CALL OFFICE TO OBTAIN RAN #)
ORIGINAL INVOICE NUMBER _____ ORIGINAL INVOICE DATE _____ RETURN AUTHORIZATION NUMBER _____

AUTHORIZING PARTY _____

QUANTITY	ITEM / MATERIAL DESCRIPTION	REASON FOR RETURN

CUSTOMER'S NAME _____ DRIVER'S NAME _____

CUSTOMER SIGNATURE _____ DRIVER SIGNATURE _____

OFFICE USE ONLY

SHIPPING DEPARTMENT: CONFIRMATION OF RETURN _____

DATE CREDIT ISSUED _____

INITIAL / DATE _____

DATE RTN AUTHORIZATION # CLSD: _____

RETURN ITEM / MATERIAL CONDITION: _____

NOTATIONS _____

MANAGEMENT APPROVAL _____



NT Window, Inc. / Royal Aluminum, Inc.
CREDIT APPLICATION



COMPANY NAME _____ FAX # _____

BILLING ADDRESS _____

CITY _____ STATE _____ ZIP CODE _____

SHIPPING ADDRESS _____

CITY _____ STATE _____ ZIP CODE _____

BUSINESS PHONE _____ HOME PHONE _____

EMAIL _____

CORPORATION _____ PARTNERSHIP _____ PROPRIETORSHIP _____ OTHER _____

LENGTH OF TIME IN BUSINESS UNDER PRESENT NAME _____

ANY SUBSIDIARY COMPANIES? IF YES, LIST NAME AND ADDRESS _____

FEDERAL ID # _____ HOW LONG IN BUSINESS UNDER THIS NAME: _____ YEARS

PURCHASE ORDER NUMBER REQUIRED: ____ YES ____ NO. PHONE # _____

DRIVERS LICENSE NUMBER OF PRINCIPAL _____ STATE _____

TAX STATUS: ____ TAXABLE ____ RESALE CERTIFICATE (ATTACHED) ____ EXEMPT (ATTACH CERTIFICATE)

OFFICERS, PARTNERS OR SPOUSE

	Name	Home Address	City, State, Zip	Title	Phone
1	_____	_____	_____	_____	_____
2	_____	_____	_____	_____	_____
3	_____	_____	_____	_____	_____

TRADE REFERENCES

	Name	Home Address	City, State, Zip	Title	Phone
1	_____	_____	_____	_____	_____
2	_____	_____	_____	_____	_____
3	_____	_____	_____	_____	_____

BANK REFERENCES AND ACCOUNT NUMBERS

	Name	Home Address	City, State, Zip	Title	Phone
1	_____	_____	_____	_____	_____
2	_____	_____	_____	_____	_____

AMOUNT OF CREDIT DESIRED _____ PAYMENT OPTIONS ____ CHK ____ CREDIT CARD ____ CASH

TERMS ARE NET 30 DAYS
SIGNATURE REQUIRED
ON BOTH SIDES

SIGNED _____

DATE _____



NT Window, Inc. / Royal Aluminum, Inc.
CONTRACT FOR SALE OF GOODS & PERSONAL GUARANTY

This agreement is made between ("Buyer") and NT Window, Inc ("Seller")

Description of Goods/Sale and Delivery. Seller will sell, transfer, and deliver to Buyer certain goods and materials in connection with the construction and manufacture of windows ("Goods"),

Acceptance/Purchase. Buyer will accept the goods and pay for them in accordance with the terms of this contract.

Time of Payment. Buyer will pay for the goods within 30 days from date of invoice, in accordance with the prices set out in the purchase order or delivery slip furnished by Seller to Buyer. Accounts more than 30 days past due (60 days from date of invoice) will be subject to an interest charge of 1 % per month until paid, commencing 31 days after the invoice date. Buyer agrees that Seller may hold all orders for shipping if payment has not been met according to these terms.

Security Agreement. Buyer grants Seller a security interest in all its goods and inventory presently owned or hereinafter acquired by Buyer to secure any indebtedness that it may owe to Seller.

Receipt of Goods. The goods will be deemed received by Buyer when delivered to Buyer at Buyer's address provided to Seller, or at such other place designated by Buyer to Seller.

Risk of Loss. The risk of loss from any casualty to the goods, regardless of the cause, will be on Seller up to the time of receipt of the goods by Buyer at the place of delivery. Thereafter, Buyer will have such risk, including the risk as to any goods subsequently returned to Seller until their receipt by Seller.

Warranty against Encumbrances and of Title. Seller warrants that the goods are free from any security interest or other lien or encumbrance and that Seller neither knows, nor has reason to know, of the existence of any outstanding title or claim of title hostile to the rights of Seller in the goods.

Right of Inspection. Buyer will have the right to inspect the goods at the time and place of delivery, Within five (5) business days after delivery, Buyer must notify Seller in writing of any claim for damages on account of the condition, quality, or grade of the goods, and Buyer must specify in detail the basis of each claim. Buyer's failure to comply with these conditions will constitute irrevocable acceptance of the goods by Buyer.

Procedure as to Rejected Goods. On receipt of notification of rejection, Seller will immediately arrange to receive back the goods for shipment and return. However, before return of the goods to Seller, Seller may have an agent inspect such goods for nonconformity. Otherwise, such inspection will be made on return to Seller's facility.

Credit Information. Buyer understands that the information furnished in the credit application attached hereto is for the purpose of obtaining credit from Seller and that the undersigned signatories are authorized to bind Buyer.

Continuing Guaranty. The undersigned hereby guarantees absolutely and unconditionally the prompt payment when due of any and all indebtedness of Buyer, together with such interest as may accrue thereon, whether such indebtedness is incurred as principal, guarantor, or endorser, is direct or indirect, absolute or contingent, or whether such indebtedness is now existing or arises hereafter. This guaranty is a continuing guaranty and shall be binding upon them and their heir's, executors, and administrators, until the expiration of thirty (30) days after written notice of revocation is received by Seller, and until the indebtedness of Buyer to Seller incurred prior to the expiration of such thirty (30) day period shall have been fully paid. If this guaranty is executed by more than one person, it shall be the joint and several obligation of said persons.

Governing Law. The parties acknowledge that this transaction bears a reasonable relation to the State of Texas and agree that the laws of the State of Texas will govern their rights and duties. This agreement is performable in Tarrant County Texas and any action brought to enforce or construe the same shall be brought in a court sitting in Tarrant County, Texas.

Attorneys' Fees. The undersigned agrees to pay all reasonable cost of collection, legal expenses, and attorney's fees incurred by Seller in the collection or enforcement of any indebtedness and in enforcing this guaranty.

No Waiver. The undersigned's liability shall not be affected by extension/renewals of time of payment, release/surrender of any security or this guaranty, release of any person primarily or secondarily liable, and/or delay in enforcement of payment of indebtedness or this guaranty, Seller may apply payments from Buyer or any third party, and the proceeds from the sale of any collateral or security, upon such of the items of Buyer's indebtedness, as Seller shall determine.

Notice. The undersigned waives notice of acceptance of this guaranty, notice of the extension of credit or financial accommodation, notice of amount of indebtedness, notice of any extension of the time for payment, demand for payment, notice of nonpayment, protest, notice of protest, and all other notices of every kind and nature, and agrees that this guaranty may be enforced against the undersigned without any proceedings or action against Buyer.

Integrated Agreement. The terms of this contract are intended by the parties as a final expression of their agreement with respect to such terms and also as complete and exclusive statement of such terms.

Executed this _____ day of _____, 20_____

By: Buyer

By: Guarantor(s)

By: NT Window, Inc. / Royal Aluminum, Inc. Seller



CREDIT CARD AUTHORIZATION FORM



COMPANY NAME: _____

CREDIT CARD TYPE: (We accept Visa, MasterCard, Discover, & American Express)

CREDIT CARD NUMBER:

SECURITY CODE:

INFORMATION AS IT APPEARS ON CARD ISSUED:

NAME: Last: _____ MI: _____ First: _____

EXPIRATION Month: _____ Year: _____ YEAR ISSUED: _____

CREDIT CARD BILLING ADDRESS:

INVOICE #: _____

SUB- _____

TAX: _____

TOTAL: _____

This authorization is approved for one time use by cardholder.

This authorization is approved to be kept on file for continued use on all orders for my company.

*CARD HOLDER AGREES NOT TO DISPUTE ANY CHARGES RELATED TO ABOVE ORDER WITH AUTHORIZED FORM SIGNED.

CARD HOLDER SIGNATURE GUARANTEE:

DATE:

Cardholder acknowledges receipts of goods and/or serviced in the amount of the total shown hereon and agrees to perform the obligations set forth in the cardholder's agreement with the issuer. Furthermore, cardholder agrees to allow said company to attempt authorization of purchase until payment is made in full.

Copy of cardholder's driver license is required for approval.

NT  window[®]
Windows of Opportunity[®]

Fort Worth, Texas
Toll Free 800-969-8830 • Fax 817-561-5467
www.ntwindow.com



Ask about *Select* products that meet Energy Star requirements through 2015