

Annual Report
of the
Town Officers
of
SIDNEY, MAINE
for the
Year Ending January 31st
2012

INDEX IN BACK OF REPORT

OLYMPIA J. SNOWE
MAINE
154 RUSSELL SENATE OFFICE BUILDING
(202) 224-5344
Web Site: <http://snowe.senate.gov>
DEPUTY WHIP

United States Senate

WASHINGTON, DC 20510-1903

January 3, 2012

COMMITTEES:
COMMERCE, SCIENCE, AND
TRANSPORTATION
OCEANS, ATMOSPHERE, FISHERIES AND
COAST GUARD SUBCOMMITTEE
FINANCE
INTELLIGENCE
RANKING MEMBER, SMALL BUSINESS

Dear Friends:

I want to thank you for the opportunity to extend my warm greetings to the people of Sidney, and take just a moment to offer a few thoughts about the past year as we look ahead to the year to come. Indisputably, as we continue to face historic challenges as a nation, as a state, and as individual towns and cities, our economy remains of paramount concern, and justifiably so, as we are still plagued by the worst economic downturn since World War II. Indeed, as countless Mainers have conveyed to me in roundtable discussions and on Main Street tours, the crushing job creation drought that too many have endured for far too long must not become the new normal.


Thankfully, there are steps that Congress and the Administration can take right now to expand our private sector. We can best unleash the genius and innovation that have made our country the most exceptional in human history, I believe, by addressing the following three pro-growth pillars, consisting of a balanced budget amendment, regulatory reform, and tax code overhaul, all of which I have championed in the Senate.

It is long past time that Congress bridge the partisan divide and unite around a pro-growth jobs agenda to pass a balanced budget amendment to the Constitution just as Maine and 48 other states already have, to end the regulatory rampage in Washington that has hamstrung our economy, and to overhaul the far-too-complicated, unwieldy tax code. American taxpayers expend 7.6 billion hours and spend \$140 billion – or one percent of GDP – just struggling to comply with tax filing requirements – and that burden must end.

The fundamental question is, what kind of country do we want America to be? Mainers, like all Americans, are rightly frustrated and angry that we have an expansionist government and a record accumulation of debt, and yet they don't see any positive difference in their own lives. I share that frustration and anger. And I hope you will work with me to forge a brighter future worthy of the greatest nation on Earth, bearing in mind as we move forward that economic and homeland security cannot be mutually exclusive. In that light, we remember today – and every day – the extraordinary service and sacrifice of our brave servicemen and women in Iraq, Afghanistan, and around the world who comprise the finest defense force on the planet.

Please be assured, I will continue to work tirelessly on behalf of the people of Maine and America. I encourage you to visit my Senate website at www.snowe.senate.gov for additional details on how you can join with me in these efforts, obtain helpful government information, and share any concerns or legislative input you may have. You may also visit with members of my staff at my Regional Office located at 40 Western Avenue, Room 412 in Augusta or by calling 622-8292 or toll free in Maine at 1-800-432-1599.

Sincerely,



OLYMPIA J. SNOWE
United States Senator

AUBURN
TWO GREAT FALLS PLAZA
SUITE 7B
AUBURN, ME 04210
(207) 786-2451

AUGUSTA
40 WESTERN AVENUE, SUITE 408C
AUGUSTA, ME 04330
(207) 622-8292

BANGOR
202 HARLOW STREET, SUITE 214
BANGOR, ME 04401
(207) 945-0432

BIDDEFORD
227 MAIN STREET
BIDDEFORD, ME 04005
(207) 282-4144

PORTLAND
3 CANAL PLAZA, SUITE 601
PORTLAND, ME 04101
(207) 874-0885
MAINE RELAY SERVICE
TDD 1-965-3323

PRESQUE ISLE
169 ACADEMY STREET, SUITE 3
PRESQUE ISLE, ME 04769
(207) 764-5124

IN MAINE CALL TOLL-FREE 1-800-432-1599
PRINTED ON RECYCLED PAPER

SUSAN M. COLLINS
MAINE

413 DIRKSEN SENATE OFFICE BUILDING
WASHINGTON, DC 20510-1904
(202) 224-2583
(202) 224-3333 (FAX)

United States Senate

WASHINGTON, DC 20510-1904

COMMITTEES:
HOMELAND SECURITY AND
GOVERNMENTAL AFFAIRS
Ranking Member
APPROPRIATIONS
ARMED SERVICES
SPECIAL COMMITTEE
ON AGING

February 3, 2012

Town of Sidney
2986 Middle Road
Sidney, ME 04330

Dear Friends,

As we begin a new year, I welcome this opportunity to share some of my recent work for the people of our great state.

The economy and jobs remain my highest priorities. More efficient transportation is essential to our economic growth. After a years-long, hard-fought battle, I successfully pushed through Congress a bill I wrote to allow the heaviest trucks to travel on Maine's federal interstates, instead of forcing them to use our secondary roads and downtown streets. This will make our streets safer, reduce fuel consumption, and allow our businesses to be more competitive. I was pleased to have the support of many Maine groups, from the Maine State Police and the Parent-Teacher Association to the Maine Motor Transport Association and many others that helped me advocate for this sensible change.

I was also successful in my efforts to prevent the federal government from limiting certain vegetables, including Maine's potatoes, in school meal programs. Nationwide this ill-conceived proposal would have cost our schools, the states, and families an estimated \$6.8 billion over five years. I built support from both sides of the aisle and from across the country to ensure that schools maintain the flexibility they need to serve students healthy and affordable meals. This proposed rule was a prime example of excessive Washington regulation.

In my effort to protect jobs, I also introduced bipartisan legislation to ensure that the proposed EPA regulations known as the "Boiler MACT" rules protect the environment and public health without jeopardizing jobs in our state, particularly in the forest products industry. I also continued to help advance the development of deep water, off-shore wind energy at the University of Maine, which has the potential to provide clean energy and to create thousands of new jobs.

On the Armed Services Committee, I worked to secure funding for shipbuilding at Bath Iron Works, submarine overhauls at Portsmouth Naval Shipyard, and the manufacturing of aircraft engines at Pratt and Whitney, as well as to strengthen the 101st Air Refueling Wing in Bangor and the Maine Military Authority in Limestone. The new defense funding bill also includes my amendment to expedite the claims of veterans with

severe disabilities like the soldier I met who is suffering from ALS, also known as Lou Gehrig's disease.

Last year, the President signed legislation I coauthored creating a national plan for combating Alzheimer's disease, which affects more than five million Americans and their families. In another health-related development, at my urging, the Food and Drug Administration allowed clinical trials to begin on the artificial pancreas, a device that could dramatically improve the health and quality of life for people with Type I diabetes.

Many Mainers have contacted me to express concern about the Postal Service, which is the linchpin of a nearly \$1 trillion mailing industry that employs 8.6 million people. I've sponsored bipartisan legislation to rescue the U.S. Postal Service from financial failure next year. This bill provides flexibility to the USPS to restructure itself in an effort to save billions of dollars and preserve universal postal service for all Americans, no matter where they live.

In December, I cast my 4,825th consecutive vote, making me the longest currently serving Senator never to have missed a vote. I am grateful for the opportunity to serve the Town of Sidney and Maine in the United States Senate.

If ever I can be of assistance to you, please contact my Augusta state office at (207) 622-8414, or visit my website at <http://collins.senate.gov>. May 2012 be a good year for your family, your community, and our state.

Sincerely,



Susan M. Collins
United States Senator

CONGRESSWOMAN
CHELLIE PINGREE



CONGRESS OF THE UNITED STATES
HOUSE OF REPRESENTATIVES

1ST DISTRICT
MAINE

Dear Friend,

I hope this letter finds you and your family well. It continues to be an honor to represent you, and I wanted to take a moment to share with you some of the work I've done in Washington and Maine over the last year.

As you know, times are not easy. The country still struggles to recover from the recession, which is why I'm so frustrated Congress has not been serious about job creation. Voters elected us to Congress with the highest priority of getting the country back to work. While we should have been voting on jobs legislation, we have ended up debating anything but.

I am proud, though, to have worked on my own piece of jobs legislation in 2011. Local food is a growing part of Maine's economy and has helped revitalize a traditional staple of our communities—the family farm. We have seen incredible increases in CSA farm shares, farmers markets, and acres in cultivation.

But outdated federal policy hasn't done enough to support this bright spot, and often hinders it. I've introduced the Local Farms, Food, and Jobs Act to bring local farmers the resources they need to continue growing. If passed, it means investments in our regional food infrastructure, help for local schools to buy food produced in their communities, and giving more and more people affordable access to local food.

Another piece of legislation I introduced in 2011 would help service members who are victims of military sexual assault. This has become an alarming problem as thousands of women—and men—report being sexually assaulted while serving. I've listened to many of them who are from Maine. My legislation would ease the restrictions they currently face to get disability benefits from the VA.

As a member of the House Armed Services Committee, I've been able to work on several policies that affect our military personnel. It also means that I've kept close watch on our operations overseas. In 2011, we saw some good news on this front. First, we finally found and killed Osama bin Laden. The second came with the official end to the war in Iraq.

I am so glad that the Mainer's who have served there will be able to return home. But we can't forget the nearly 4,500 soldiers we lost in Iraq—24 of them from Maine—nor the men and women who continue to serve in Afghanistan. I hope we can start to bring them home in 2012.

My thoughts now are also with the many Maine families who can't afford to heat their homes. I'm disappointed to see deep cuts in LIHEAP, a program thousands of Mainer's rely on. I've introduced legislation to restore the funding and I will keep fighting to get Mainer's the support they need.

I wish you and your families the best—it's a privilege to serve you. If there is anything I can do, please don't hesitate to contact me at (207) 774-5019 or www.pingree.house.gov.

Hope to see you in Maine soon,

Chellie Pingree
Member of Congress



STATE OF MAINE
HOUSE OF REPRESENTATIVES
SPEAKER'S OFFICE
AUGUSTA, MAINE 04333-0002
(207) 287-1300

ROBERT W. NUTTING
SPEAKER OF THE HOUSE

March 2012

Dear Friends and Neighbors:

I would like to thank you, the citizens of District 78, for your continued confidence in me to represent your interests at the State House during the 125th Legislature. It is always a pleasure to be able to assist constituents with state government-related matters; and your comments, ideas, and suggestions for change are always welcomed. Every vote I cast is done so with thoughtful deliberation, keeping in mind the wellbeing of all Maine citizens.

It is my distinct honor to serve as the 100th Speaker of the Maine House of Representatives. During the past year, we have concentrated our efforts on improving Maine's business climate and government accountability. I am determined to help make Maine a better place to live and work.

Senate President Kevin Raye and I introduced the first bill of this legislature, LD 1, *An Act to Ensure Regulatory Fairness and Reform*, as a means to reduce the red tape that has stifled business growth. This important legislation passed the House and Senate with overwhelming support and was signed into law by the Governor on June 13, 2011.

Faced with daunting fiscal challenges, lawmakers from both parties worked together to enact budgets that passed with overwhelming bipartisan support. Early on leaders made the decision to pass the biennial budget with a two-thirds vote of the Legislature, instead of pushing through a majority budget without any input from the minority party. We adopted this same approach to address three other budget shortfalls this session.

I encourage you to browse Maine's website at www.state.me.us. From here you can find a wealth of information regarding state government and online services such as travel and recreation ideas, government news releases, license renewals and voting records of all legislators.

Please do not hesitate to call upon me should you have any questions or concerns related to state government. I can be reached by phone at home in Oakland, 465-7139, or at the State House in Augusta, 287-1300. If you prefer writing, my mailing address is PO Box 100, Oakland, ME 04963; and my e-mail address is RepRobert.Nutting@legislature.maine.gov. I would also encourage you to visit my website at www.mainespeaker.org.

I look forward to the challenges that lie ahead in the next few months as I continue to work diligently for the residents of Sidney and the State of Maine.

Sincerely,

Robert W. Nutting
Speaker of the House

Proudly Serving the Citizens of Sidney and a portion of Oakland

[The Speaker's Page](#)

[@MaineSpeaker](#)



**Annual Report to the Town of Sidney
A Message from Senator Roger Katz**

January 2012

Dear Friends and Neighbors:

First of all, a hearty "thank you" for the trust you have placed in me to work for the citizens of Sidney and our region. Being your State Senator is truly an honor and I thank you for allowing me the opportunity to be your voice in Augusta.

When I took the oath of office last December, I wanted to be part of moving Maine in a new direction and to make our state more prosperous and affordable. We faced dire budget projections of a billion dollar shortfall. I am proud of the way Republicans and Democrats worked together to meet the challenge. In the last session, we approved a number of significant reform measures to our health insurance market, tax policies and state regulations. Looking back at the First Regular Session, I believe we began to steer the Ship of State in a more affordable direction. We did so while avoiding a government shut-down and the polarizing situations that occurred in other states like Wisconsin. Leadership made the decision early on in the session that we would insist on a 2/3rds budget and that we would create a culture of inclusion, respect and consensus. As a member of the Appropriations Committee, I can tell you we did just that. We increased state funding to local schools by \$65 million, brought solvency to the retiree pension system, and paid back our hospitals millions of dollars that had been owed to them for years. Personally, I am proud of the role I played in bringing to light the abuses at the Maine Turnpike Authority and the excesses of its Executive Director.

Though important progress has been made, we certainly have our hands full in this session! The biggest challenge is to address a staggering \$120 million shortfall within the Department of Health & Human Services and its MaineCare Program for the balance of this year. MaineCare accounts for 32% of the State budget and the program has increased from 200,000 to 365,000 in less than a decade. Difficult structural changes to the MaineCare Program must be made soon, but I am confident that if we continue to work together as we did last year, we can get the job done.

Again, thank you choosing me to represent you in Augusta. Please feel free to contact me if you ever need my help in navigating the state bureaucracy. I can be reached in Augusta at 287-1505 or by e-mail at rkatz@lipmankatzmckee.com.

Best regards,

Roger J. Katz
State Senator, District 24

**TOWN OF SIDNEY
OFFICERS AND COMMITTEE MEMBERS 2011-2012**

MODERATOR:

Waldemar Buschmann

SELECTMEN:

Robert Campbell	(2010-2012)
Kelly Couture (serving the remaining 2 years of a 3 year term)	(2011-2013)
Brent Dugal	(2011-2013)
Noel "Red" Laliberte	(2009-2012)
John Whitcomb,	(2011-2014)

TREASURER, TAX COLLECTOR & CLERK:

Shawna Foye

DEPUTY TAX COLLECTOR & CLERK:

Diane White

ADMINISTRATIVE ASSISTANT TO SELECTMEN:

Sheila Thorne

OFFICE ASSISTANTS:

Mary Blaschke
Kelly Bilodeau (resigned)

ROAD FOREMAN:

Leon Burgess

ROAD CREW:

Michael Gilley
Dale Mullen
Shawn Mullen (sexton & winter call-in driver)
Tom Bigelow (winter call-in driver)

TRANSFER STATION ATTENDANTS:

Victor Grivois
George Corey
Nick Levenseller

SUPERINTENDENT OF RSU #18

Gary Smith

RSU #18 DIRECTORS:

Lora Downing

Kerry Oliver

BUDGET COMMITTEE:

John George, Chairman

(2011-2014)

Don Farnham

(2011-2014)

Floyd Luce

(2009-2012)

Margaret Loveless

(2009-2012)

Bob Willette

(2011-2013)

Roger Bedard

(2011-2013)

Alternates:

Laura Santini-Smith

(2011-2012)

Doug Eugley

(2011-2012)

FIRE CHIEF:

Richard Jandreau

FIRE WARDEN:

Richard Jandreau

ASSISTANT FIRE CHIEF:

Robert Bacon

FIRE CAPTAINS:

Kevin Bacon

Tim Williams

LIEUTENANT:

Dan Fish

Brian McKinnon

Ben Jandreau

RESCUE CHIEF:

Rachel Williams

ASSISTANT RESCUE CHIEF:

Mary Jane Parks

RESCUE CAPTAIN:

Scott Routhier

EMERGENCY MANAGEMENT DIRECTOR:

Richard Jandreau

SAFETY COORDINATOR:

Leon Burgess

REGISTRAR OF VOTERS:

(Term expires 2012)

Simone Kramer

DEPUTY REGISTRARS OF VOTERS:

(All terms expire 2012)

Shawna Foye

Diane White

BALLOT & ELECTION CLERKS:

Patricia Bragg

Sandra Ouellette

Alternates:

Bonnie Cohen

Dr. Tom Fiola

Shelly Bacon

Monique Fiola

Angela Brown

Ryan Poulin

Richard McMahon

Mary Bean

Alanna Cole

Gail Smith

Tim Russell

Bruce Hillman

Margaret Loveless

Kathy Hamlin

Lulu Luce

Charlotte Sawtelle

Germaine McLellan

William Sawtelle

Robert Lorenzo

PLUMBING INSPECTOR:

Gary Fuller, Certified by State

Alternate:

George Soucy, Certified by State

CODE ENFORCEMENT OFFICER:

Gary Fuller

MEMORIAL DAY COORDINATOR:

Board of Selectmen

ANIMAL CONTROL OFFICERS:

Christopher Martinez 446-0438
Patrick Faucher 465-9946, Pager 264-2242
Justin Lockhart (Alternate) 314-3849

REPRESENTATIVE TO SANDY RIVER RECYCLING:

Donald Robbins

PLANNING BOARD:

Robert Philbrick, Chairman (2011-2014)
David Bernier (2010-2013)
Theresa Savage (2010-2013)
Tom Vigue (2010-2013)
George Savage (2011-2014)

Alternate:

Mary Blaschke, Secretary / Alternate (2010-2013)

PLANNING BOARD OF APPEALS:

Frank Southard, Chairman (2010-2013)
Marilyn Eccles (2010-2013)
Wayne Bragg (2010-2013)
Rochid "Rocky" Elias (2009-2012)
James Milligan (2009-2012)

Alternates:

Wayne Niles (2011-2014)
Ron Masure (2011-2014)

ASSESSMENT BOARD OF APPEALS:

Floyd Luce (2011-2014)
Ray Philbrick (2009-2012)
Shawn Marquis (2012-2015)

WELFARE FAIR HEARING AUTHORITY:

(All terms expire 2011)

Donna Farnham

SCHOLARSHIP FUND COMMITTEE:

(All terms expire 2014)

Dr. Nancy Reynolds, Chairman
Louise Erskine
Theresa Savage
Sheila Thorne
Mindy Whitcomb

FIRSTPARK REPRESENTATIVE FOR SIDNEY:

Donna Farnham (2009-2012)

SIDNEY ATHLETIC ASSOCIATION:

Brian Lambert, President
Keith McGlauffin, Vice President
Dean Hall, Secretary
Bob Dube, Treasurer
Rick Greene
Shawn Brunelle
Mark Larsen
Amber Bragg

ROAD PLANNING COMMITTEE:

(All terms expire 2013)

Ed Ayers
Leon Burgess, Road Foreman
Jon Dubois
Floyd Luce
Ed Manter
John Philbrick
Robert Willette

SELECTMENS REPORT

SIDNEY'S ELECTED REPRESENTATIVES TO THE STATE GOVERNMENT

Senator Roger Katz
District 24
State House Station # 3, Augusta, Maine 04333
(207)287-1505
E-mail: SenRoger.Katz@legislature.maine.gov

Representative Hon. Robert W. Nutting
District 78
2 State House Station, Augusta, Maine 04333-0002
1-800-423-2900 (State House message phone)
(207)287-4469 (TTY)
or
P.O Box 100
Oakland, Maine 04963
State House email: RepRobert.Nutting@legislature.maine.gov

SIDNEY'S ELECTED REPRESENTATIVES TO THE FEDERAL GOVERNMENT (Sidney is in the 1st Congressional District)

Senator Olympia Snowe (R)
174 Russell Senate Office Building, Washington, D.C. 20510
(202)224-5344
Augusta office (207)622-8292

Senator Susan Collins (R)
B-40 Dickerson Senate Office, Washington, D.C. 20505
(202)224-2523
Augusta office- (207) 622-8414

Congresswoman Chellie Pingree (D)
1318 Longworth House Office Building, Washington, D.C. 20515
(202)225-6116
Portland office- (207) 774-5019

The Town of Sidney has once again made it through another successful year. The Town was able to accomplish many things this year. We changed insurance companies for both general liability and health insurance resulting in thousands of dollars in savings. Additionally, changing our auditor has allowed us to include a completed audit of the past year in this report for the first time in many years. Once again the employees of the town and countless volunteers have done remarkable work ensuring longevity for the town.

With the continuation of a weak economy both locally and around the country, we have seen decreases in excise taxes and other fees taken in over the counter, as well as, less revenue sharing from the State. With increases in the county taxes and the school payments, we are struggling once again try to keep the mil rate flat. While we have been able to reduce the total of operations budgets for the departments, Sidney's proposed budget that will be voted on at the annual Town meeting on March 24 has many one time costs that are recommended by the board and committees to be necessary for the future of the town. You will see an article asking to borrow up to \$500,000 to complete construction on the Goodhue road. The road committee and the board feel that doing the work all at once is most economic solution to repairing the road. Doing it in sections will increase costs over the long term. No decisions that are made will be easy, as we want to maintain the infrastructure of the town while ensuring residents can afford to live here.

This past year we welcomed two new members to the Board, Kelly Couture and Brent Dugal. We also say farewell to two members, Red Laliberte and Bob Campbell, whose life experiences have helped greatly with managing the town. A new administrative assistant, Sheila Thorne, has been a welcomed addition to the office. Her organizational and management skills will be a great asset to the town and the board in the future. Additionally, Nick Levenseller has joined the team at the transfer station. He has done great work and is a welcomed addition to the Town.

In closing, we would like to thank all the individuals who have given and continue to give their time and effort to serve on the many boards and committees necessary for the smooth operation of the Town. Without the many volunteers who serve this town, we could not operate as efficiently as we do, nor could we keep the mil rate among the lowest in the area. We would like to give a special thanks to the employees of the Town. They are truly dedicated to their work of ensuring the Town runs as smoothly as possible.

Respectfully submitted,

John Whitcomb, Chairman of the Board
Brent Dugal
Kelly Couture

Noel "Red" Laliberte
Bob Campbell

SELECTMEN FINANCIAL REPORT

<i>Department</i>	<i>Budget</i>	<i>Receipts/Fees</i>	<i>Expended</i>
Town Administration			
Salaries	182,632		162,704
Utilities	8,200		7,631
Maintenance	4,300		4,706
Supplies	4,200		6,703
Training	500		749
Insurance	37,395		31,137
Professional Services	35,373		45,663
Equipment	1,500		4,896
Contracts	8,400		8,664
Miscellaneous	<u>5,000</u>		<u>5,714</u>
Total Budget	287,500		278,567
Public Safety			
Fire/Rescue calls	32,500		32,717
Rescue Department	16,500		9,810
Fire Department	65,120		65,396
PSAP services	0		41,175
Animal Control	<u>13,150</u>		<u>6,873</u>
Total Budget	127,270		155,971
Health & Sanitation			
Transfer/recycling center	<u>38,645</u>		36,402
Refuse Disposal		<u>69,888</u>	<u>68,933</u>
Total Budget	38,645	69,888	105,335
Public Works			
Summer Highways			
Salaries	75,900		57,577
Utilities	2,340		1,401
Maintenance	15,750		14,147
Supplies	1,350		1,628
HotTop/ Road Supplies	236,715		236,172
Training	1,000		0
Insurance	25,200		26,485
Professional Services	2,650		6,111
Equipment	40,100		19,378
Buildings	2,500		0
Contracts	4,200		1,900
Miscellaneous	<u>1,400</u>		<u>62</u>
Total Budget	409,105		364,861

SELECTMEN FINANCIAL REPORT

Winter Highways			
Salaries	79,900		79,412
Utilities	5,640		5,851
Maintenance	22,250		14,874
Supplies	9,700		12,206
Training	<u>750</u>		75
Insurance	21,690		14,327
Professional Services	600		386
Equipment	11,500		9,206
Road Supplies	111,900		100,742
Contracts	0		48
Miscellaneous	0		20
Buildings	<u>250</u>		<u>0</u>
Total Budget	264,180		237,147
Leisure Services			
Sidney Athletic/Recreation	<u>13,000</u>		13,011
Sidney Trailriders		<u>6,321</u>	<u>6,321</u>
Total Budget	13,000	6,321	19,332
Debt Services			
Principal	130,600		130,518
Interest	<u>15,100</u>		<u>15,570</u>
Total Budget	145,700		146,088
Public Assistance			
General Assistance	5,000		3,602
Sidney Food Cupboard	4,000		4,000
Belgrade Region Conserv	<u>1,100</u>		<u>1,100</u>
Total Budget	10,100		8,702
Education			
<u>RSU #18</u>	<u>2,905,157</u>		<u>2,905,157</u>
Total Budget	2,905,157		2,905,157
County Tax	<u>333,288</u>		<u>333,288</u>
Total Budget	333,288		333,288
Unclassified			
First Park	35,577		35,557
Grange Hall smoke detector	1,600		988
Cemeteries	5,000		5,000
Technology updates	<u>7,500</u>		<u>6,917</u>
Total Budget	49,677		48,462
Overlay	98,525		

Do you have business to do at the Town Office,
but you can't make it in during our regular hours??

A lot of business can be done on-line, at your
convenience, 24 hours a day, 7 days a week. It
is easy and available when you are ready. See
the following links.....

Motor Vehicle and Trailer Re-registrations:
<http://www.informe.org/bmv/rapid-renewal>

Vanity Plate Search or Duplicate registration
<http://www.informe.org/bmv/rapid-renewal>
click on Vanity Plates or Duplicate registration

ATV/Snowmobile Renewals
<http://www.maine.gov>
click on ATV/Snowmobile renewals

Hunting/Fishing Licenses
<http://www.maine.gov>
click on Hunting/Fishing licenses

Deer /Moose Permit Applications
<http://www.maine.gov>
click on Check for online services and type in
Any Deer Permit or Moose Hunting Appl

Absentee Ballots for State Elections
<http://www.maine.gov>
click on Check for online services and type in

TOWN CLERK REPORT

VITAL RECORDS

BIRTHS
30

DEATHS
20

DEATHS

This list includes residents and non-residents
who have died or were buried in Sidney

Date	Name	Age
1/4/2011	Alden Dana Hewey, Sr.	67
1/24/2011	Helen L Thorton	93
3/8/2011	Madelon M Roy	60
3/8/2011	Alberta Dalphine Pomerleau	82
3/29/2011	Roland R Madore	77
4/7/2011	George Karl Kohl	59
4/9/2011	Burton W Gay	89
4/15/2011	Kimberly Ann Pinnette	43
5/4/2011	Marilyn Humphrey	78
5/17/2011	Angela D O'Clair	
5/24/2011	Troy Charles Manley	42
6/20/2011	David C Wilson	52
6/28/2011	Phyllis Adrienne Weisberger	83
7/28/2011	Marjorie Joyce Webber	86
8/5/2011	Conrad J Dumont	89
8/17/2011	Charles Wayne Rowe	68
8/23/2011	Elaine J Robinson	66
9/8/2011	Jeffrey L Bellfleur	53
10/11/2011	Paul Cote	48
10/24/2011	Jon Poulin	50
10/27/2011	Florence Labbe	85

REPORT ON DOGS

Males/Females	Neutered/Spayed	Kennels
100	385	2

Respectfully submitted,

Shawna Foye
Town Clerk

Tax Collector's Report

			2009 Personal Property	
*Paid after books closed	*see itemized list		Uncollected 1/31/11	<u>901.60</u>
			Paid Treasurer	70.56
	2003 Personal Property		Uncollected 1/31/12	<u>831.04</u>
Uncollected 1/31/11		39.90		901.60
Abated	<u>39.90</u>		Jandreau, Michael & Lynn	14.70
uncollected 1/31/12	<u>0.00</u>	<u>0.00</u>	McKenna, Daniel & Cathy	262.64
	39.90	39.90	Milligan, James	73.50
	2004 Personal Property		Omnipont Communications	411.60
Uncollected 1/31/11		43.65	Rentway Inc	<u>68.60</u>
Abated	<u>43.65</u>			831.04
Uncollected 1/31/12		<u>0.00</u>		
	43.65	43.65		
	2005 Personal Property		Uncollected 1/31/11	2100.14
Uncollected 1/31/11		81.48	Paid Treasurer	1220.10
Abated	<u>81.48</u>		Uncollected 1/31/12	<u>880.04</u>
Uncollected 1/31/12		<u>0.00</u>		2100.14
	81.48	81.48	Jandreau, Michael & Lynn	14.70
2003 Poulin, Gerald	39.90		Lizotte, Peter & Patrick	49.00
2004 Poulin, Gerald	43.65		McKenna, Daniel & Cathy	262.64
2005 Cummings, Tony	81.48		Milligan, James	73.50
			Omnipont Communications	411.60
			Rentway Inc	<u>68.60</u>
				880.04
	2007 Personal Property			
Uncollected 1/31/11		<u>185.85</u>	Name	
Uncollected 1/31/12	185.85		ADAMS, AULAND	557.62
			ADLEY, MENDEL R. & LILLIAN L.	598.78
Cingular Wireless	70.80		ALOFAITULI, ANN M & MAC M.	889.84
Dosties Log Home	53.10		AMMARELL, ANNETTE	311.64
Rentway Inc	<u>61.95</u>		ANDRES, LINDA	1,111.32
	185.85	185.85	ARCHER, AMANDA	878.08
	2008 Personal Property		BEAN, EDWARD	1,216.18
Uncollected 1/31/11		<u>664.20</u>	BEAULIEU, HEIDI	579.18
Paid Treasurer	55.80		BECHARD, GERARD J, JR &	265.58
Abated	218.70		BECHARD, LAWRENCE J	1,132.88
Uncollected 1/31/12	<u>389.70</u>		BERETSOS, TINA	1,433.74
	664.20	664.20	BERUBE, ALAN	626.26
			BERUBE, ALAN D.	602.70
Cingular Wireless	72.00		BICKFORD, LESLIE & MARY A	428.26
Dosties Log Home	241.20		BOGACZYK, DANIEL & MAYO, ANNIE	2,073.68
Jandreau, Michael & Lynn	13.50		BURGESS, SHIRLEY L. & DELMONT H.	524.30
Rentway Inc	<u>63.00</u>		BURGESS, SHIRLEY L. & DELMONT H.	1.96
	389.70		CAMPBELL, JAMES R.JR.	1,163.26
			CARSON, CHRISTOPHER & JEAN	853.47

COLLINS, KIM	601.51
COLLINS, PAULA	299.04
CRAM, BRIAN C	350.84
CROWE, DARLENE	538.02
CUMMINGS, PATRICK S	1,039.78
CUMMINGS, RONALD	960.12
DECHAIENE, SUSAN &	298.27
DYER, HOWARD W. JR.	838.88
EGO, WAYNE	263.62
ERSKINE, ERIC P. & ANDREA	472.78
FAIRPOINT NEW ENGLAND	577.22
GOULD, MARK E.	1,004.50
GOULD, MARK E.	553.70
GOULD, MARK E.	1,580.74
HEALY, GEORGE	245.98
HIGGINS, JAMES	1,268.12
HUNT, PHILIP J. & LORI A.	493.92
ILS PROPERTIES	5,396.86
JOHNSON, JANET	1,112.30
LADD, JEAN	595.73
LAGUEUX, DANIEL R	422.38
LAGUEUX, DANIEL R	311.64
LAGUEUX, DANIEL R	899.64
LAUDER, EDSALL C, LIFE ESTATE	2,479.40
LAVALLEE, TAMRAN & ERIC	2,097.20
LETOURNEAU, A. LORRAINE	625.24
LYON, DAVID & SCOTT D.	666.40
MADORE, CYNTHIA A.	1,737.54
MARQUIS, SHAWN P.	303.80
MARQUIS, SHAWN P.	300.86
MARSHALL, GILBERT JR & VIOLA	1,298.50
MARSHALL, GILBERT SR. HEIRS OF	803.60
MCDONALD, DELBERT & MONA	869.26
MCFADDEN, SCOTT & ZENA	1,831.62
MCFADDEN, THEODORE T & MARLENE	894.74
MCFADDEN, THEODORE T.	274.40
MCKENNA, DANIEL R. & CATHY L.	7,021.70
MELANSON, JUDITH A. & RAND, KELLY	685.02
MERROW, THOMAS	314.58
MILLIGAN, DANIEL	777.14
MOODY ROGER E. JR. &	859.46
MOODY, CATHY JEAN	1,993.32
MUDGETT, KEITH JR,	138.18
OUELLETTE, JENNIFER	235.20
PARADIS, WILLARD JR	1065.26
PARADIS, WILLARD JR	281.26
PELOTTE, PAMELA	1,050.56
PHILBRICK, JEFFREY	1,364.16
PHILBRICK, NATHAN & ANGELA	1,535.66
PHILBRICK, NATHAN & ANGELA	69.58

PICKELL, TRAVIS	723.24
PINE VIEW MOBILE HOMES	308.70
POULIN, GERALD	129.36
POULIN, GERALD A.	654.64
POULIN, GERALD A.	792.82
POULIN, MARK R. & CINDY	1,383.76
PREO, RANDALL J	990.78
QUIMBY, MATTHEW & SUSAN	356.72
RACKLEFF, KIM C	610.54
ROBERTS, DONALD C. &*ROBERTS, ANNE M.	1,798.30
RODRIGUE, GEORGE	698.74
ROSADO, RUTHANN	549.78
SAWLIVICH, ANDREW	409.64
SAWLIVICH, ANDREW & BRENDA	410.62
SAWLIVICH, ANDREW & BRENDA	510.58
SAWLIVICH, BRENDA	606.62
SCOTT, ROBERT	463.54
SKIDGEL, SHELDON	834.96
SKIDGEL, SHELDON W	517.44
SMITH, BARBARA	492.90
SMITH, BRENT	1,726.76
SMITH, GORDON-HEIRS	311.64
SMITH, MONA L TANNER, HEIRS OF	686.98
SMITH, MONA L TANNER, HEIRS OF	890.82
SMITH, MONA L TANNER, HEIRS OF	450.80
SMITH, MONA T., HEIRS OF	1,236.76
SMITH, MONA T., HEIRS OF	219.52
SOMES, ROBERT K. JR.	2,085.44
ST. PIERRE, GINGER	256.76
STEWART, JAMES & ELIZABETH	2,168.74
TILLSON, SCOTT & TAMMY	88.20
TILLSON, SCOTT M. & TAMMY L.	966.28
TILLSON, WALTER & EFFIE	1,553.30
TRACY, LEAH	699.72
WADE, DEAN & CYNTHIA	360.64
WELCH, ANTHONY J & LINDA J	46.06
WELCH, LINDA	1,377.88
WELCH, LINDA J	517.44
WHITEHOUSE, LANCE W	605.64
WHITEHOUSE, LANCE W.	578.20
WHITEHOUSE, LANCE W.	1,607.20
WHITNEY, LORI L.	1,695.4
Total	100321.82

Commitment		3390931.00
Supplement		<u>9794.00</u>
Paid to Treasurer	3081821.37	
Abatements	17427.90	
Refunded Abatements		
Uncollected 1/31/12	<u>301475.73</u>	
	3400725.00	3400725.00

Abatements

Echostar Satellite LLC	174.00
New Dimensions FCU	1176.00
Carter, Robert & Christine	58.00
Breton, Michael	538.00
Hall, Lana & Edwin	668.00
White, Clarence	668.00
Vasvary, Dawn & Louis	184.00
Bacon, Bryan	80.00
Wanser, Mary	8.00
Russell, Erika & Maxwell	100.00
McNaughton, Paul, Carlene, Wesley	31.00
Higgins, Jeffrey & Rayola	5.00
Trees Ltd	3271.90
Trees Ltd	8280.00
Deane, Timothy	500.00
Rosado, Ruthann	40.00
Giroux, David	78.00
Cole, Dale & Nancy	89.00
Smith, Joyce & Daniel	200.00
Manter, Donald & Thelma	<u>1279.00</u>
	17427.90

2011 Supplements

Gagnon, Jason/Tricia	330.00
Witham, William/Ellen	1176.00
Trees LTD	8280.00
Ladew, Linda	<u>8.00</u>
	9794.00

2011 Unpaid Taxes

ADLEY, MENDEL R. & LILLIAN L.	611.00
ALLEN, CRAIG J. & BRENDA J.	665.28
ALOFAITULI, ANN M & MAC M.	908.00
AMMARELL, ANNETTE	318.00

ANDRES, LINDA	1,134.00
ANTANAVICH, RONALD M.	1,179.00
APPANEAL, JAMES A.	1.95
ARBOUR, JEFFREY	1,962.00
ARCHER, AMANDA	896.00
ARNOLD, LARRY & CAROL	1,078.00
BAILEY, MICHAEL & LINDA	899.00
BALLARD, GLEE C & BALLARD RUTH M	9,592.00
BALLARD, RUTH	709.00
BARKER, RAY A. & RUTH E.	1,712.00
BEAN, EDWARD	1,241.00
BEAN, EDWARD C. & DONNA M.	290.00
BEAN, JOSHUA P & LAURA A	814.00
BEAN, MICHEAL & JENNY L	452.00
BEAN, TRAVIS & MARY	365.00
BEAN, WILLIAM F. & KELSEY	316.00
BEAULIEU, HEIDI	591.00
BECHARD, GERARD J, JR & TINA & GERARD III	271.00
BECHARD, GERARD J, JR & TINA	1,121.00
BECHARD, GERARD JR & ERNESTINE	1,140.00
BECHARD, LAWRENCE J	1,156.00
BERETSOS, TINA	1,463.00
BERGER, ANITA L	332.00
BERNIER, CARI M. & DAVID J.	39.52
BERUBE, ALAN	1,433.00
BERUBE, ALAN	156.00
BERUBE, ALAN D.	615.00
BESSEY, BRIAN M & NICOLE J	88.00
BICKFORD, LESLIE	81.00
BICKFORD, LESLIE & MARY A	437.00
BLAISDELL, MICHAEL G.	1,020.65
BLETHEN, JOAN	1,512.00
BOGACZYK, DANIEL & MAYO, ANNIE	2,116.00
BOWMAN, SANDRA	1,080.00
BRAGG, WAYNE & PATRICIA	411.00
BRAGG, WAYNE & PATRICIA	509.00
BRAGG, WAYNE & PATRICIA	593.00
BRAGG, WAYNE & PATRICIA	1,918.00
BRANN, JASON A & SHERRIE L	1,869.00
BRAZZ, DOUGLAS & BRAZZ, WENDY	72.49
BRETON, DALE	520.00
BRETON, DAVID	40.00
BREWSTER, JONATHAN	236.00
BROOKS, ROBERT D. & MARTHA T.	1,693.00
BRYANT, MARK E	1,795.00
BRYSON, JOAN W. & MICHAEL A.	930.00
BUCKNAM, PETER J. & MANDY E.	1,107.00
BURGESS, SHIRLEY L. & DELMONT H.	535.00
BURGESS, SHIRLEY L. & DELMONT H.	2.00

CAMPBELL, JAMES R.JR.	1,187.00	
CANDAGE, RAYMOND	947.00	
CARSON, CHRISTOPHER & JEAN	1,012.14	
CHAREST, DANIEL P. & BRYNN A.	349.00	
CHOATE, LARRY J. & NANCY A.	1,091.00	
COLE, DALE	1,387.00	
COLE, DALE	541.00	
COLE, DALE & NANCY	524.00	
COLE, DALE & NANCY	3,406.00	
COLE, DALE & NANCY	320.00	
COLE, DALE & NANCY	170.00	
COLE, DALE T.	7.00	
COLE, DALE T.	17.00	
COLE, SHARI L.	507.00	
COLLIER, RAYMOND & ELAINE	611.34	
COLLINS, KIM	817.00	
COLLINS, PAULA	575.00	
CORMIER, JAMIE & KATIE	1,193.00	
COTE, DONALD JR. & KAREN	2,087.00	
CRAIG, MICHAEL	341.00	
CUMMINGS, JANICE	669.00	
CUMMINGS, JANICE M.	360.00	
CUMMINGS, JASON	288.00	
CUMMINGS, KELLIE J.	1,485.00	
CUMMINGS, RICHARD A & PAMELA	913.00	
CUMMINGS, RONALD & LINDA	1,406.00	
CUMMINGS, RUSSELL F, RONALD H &	642.87	
CUMMINGS, TONY	281.00	
CURATO, HILDY	1,514.00	
DAVIS, ANN	1,362.00	
DEBLOIS, TODD E.	2,782.00	
DECHAINED, SUSAN &	623.00	
DESMOND, MARK	806.85	
DESVEAUX, GARY	502.00	
DIXON, DOUGLAS P.	826.35	
DODGE, THOMAS W. & MARIE A.	1,653.00	
DORVAL, PAUL A.	2,093.00	58.00
DOSTIE, SUSAN	629.00	
DOUIN, KENNETH	332.00	
DOUIN, KENNETH M. &	1,701.00	
DUMONT, DAVID & NANCY	242.00	
DUMONT, DAVID & NANCY	296.00	
DUMONT, DAVID & NANCY	279.00	
DYER, HOWARD W. JR.	856.00	
EDGEComb, VICTOR & EUGENE SR &	363.00	
EDGEComb, VICTOR A	894.00	
EGO, WAYNE	269.00	
ERSKINE, ERIC P. & ANDREA	976.14	
ESTABROOK, DANA A. & JANET E.	1,305.00	

FORTIN, TERRY J. & SHARON	428.25	
FOX, KRISTIN L. & GILLIAN, KELLY L.	3.57	
FOYE, THOMAS & SHAWNA	1,594.00	
FOYE, THOMAS & SHAWNA	1,338.00	
FOYE, THOMAS & SHAWNA	1,684.00	
FOYE, THOMAS & SHAWNA	1,618.00	
FOYE, THOMAS & SHAWNA	1,677.00	
FOYE, THOMAS & SHAWNA	1,950.00	
FOYE, THOMAS & SHAWNA	343.00	
FOYE, THOMAS O & SHAWNA L	3.00	
FOYE, THOMAS O. & SHAWNA	1,754.00	
G & G PROPERTIES, LLC	9,174.00	
G & G PROPERTIES, LLC	3,364.00	
GAGNE, WANDA S	1,796.00	
GAGNON, ALFRED & BETH	2,246.00	
GAGNON, JEFFERY A. & TAMMY L.	525.00	
GAGNON, JEFFREY A.	500.00	
GAGNON, WILLIAM R & MARCY	317.63	
GILBERT, ROBERT L & LINDA L	1,034.00	
GILLEY, MICHAEL & CARLA	528.16	
GILMORE, PETER J &	884.00	
GIROUX, TIMOTHY A & DEBORAH A	517.19	
GOODNO, CECILE	1,172.00	
GOODRICH, JUSTIN L & CHEYENNE M	254.00	
GOP, CECILE A. & WILLIAM J. & ROOSA, RICHAF	105.00	
GRAHAM, LINDA & DAVID	66.00	
GREEN, HOWARD D II		4.00
GREENE, JACQUELINE S.	754.00	
HAMLIN, KATHERINE L.& PHILLIP L.	1,873.00	
HATT, DAVID F., JR	1,287.00	
HEALY, GEORGE	251.00	
HERITAGE DEVELOPMENT PROPERTIES	50.73	
HIBBARD, JULIE	351.00	
HIGGINS, JAMES	1,194.00	
HOWARD, JAMES	1,981.00	
HUBBARD, BARBARA J & MICHAEL A	1,727.00	
HUMPHREY, WALLACE JR. & CONSTANCE	1,354.00	
HUNT, PHILIP J. & LORI A.	504.00	
HURTUBISE, JUDI	2,327.00	
IRELAND PEAT*C/O JOEL POOLER	110.00	
IRELAND PEAT*C/O JOEL POOLER	513.00	
IRELAND, JEFFREY A	695.00	
JANDREAU, MICHAEL & LYNN	15.00	
JANDREAU, RICHARD	1,492.00	
JANDREAU, RICHARD H. JR, & DORIS	1,474.00	
JOHNSON, JANET	1,135.00	
JOHNSON, RUSSELL A JR	10.91	
KERR, DAVID E. & SEARS, TORREY	115.00	
KING, JERE T. & CHARLENE M.	570.00	

KNOX, KIRBY	1,215.00	
KRUK, LOUISE	173.41	
LADEW-DUNCAN, JENNIE	339.00	
LAGUEUX, DANIEL R	681.00	
LAGUEUX, DANIEL R	918.00	
LALIBERTE, LIONEL	1,545.46	
LALIBERTE, NOEL R & CONNIE L	4,626.00	
LANDRY, CHRISTOPHER & HEIDI	1,088.00	
LAVALLEE, TAMRAN & ERIC	2,140.00	
LECLAIR, RICHARD C. & CLAIRE A.	886.00	
LETOURNEAU, A. LORRAINE	638.00	
LEVASSEUR, AMY & MICHAEL	1,865.00	
LEVASSEUR, LORRAINE & MICHAEL A II	868.00	
LEVASSEUR, MICHAEL & LORRAINE	14.00	
LEVASSEUR, MICHAEL & LORRAINE	501.00	
LIBBY, CLAIR	61.00	
LIBBY, TINA	127.00	
LIZOTTE, PETER & PATRICK		50.00
LOVEITT, GALE	299.00	
LOVEITT, GALE	282.00	
LOVEITT, GALE	299.00	
LOVEITT, GALE	280.00	
LOVEITT, GALE G &	2,181.00	
MADDEN, RICHARD M.	139.35	
MADORE, CYNTHIA A.	1,829.00	
MAINE RSA (US CELLULAR)		234.00
MANLEY, TRAVIS A & MARY E	2,088.00	10.00
MARKOWITZ, LARRY M. & KAREN M.	1,603.47	
MARQUIS, SHAWN P.	310.00	
MARQUIS, SHAWN P.	307.00	
MARSHALL, GILBERT JR & VIOLA	1,325.00	
MARSHALL, GILBERT SR. HEIRS OF	820.00	
MARTEL, DONALD & MARIELAINA	660.00	
MCDONALD, DELBERT & MONA	887.00	
MCDUGAL, DEBORA	344.00	
MCFADDEN, DONALD A. & ELOISE A	789.43	
MCFADDEN, SCOTT & ZENA	1,869.00	
MCFADDEN, THEODORE T & MARLENE	913.00	
MCFADDEN, THEODORE T.	280.00	
MCKENNA, DANIEL R. & CATHY L.	7,391.00	268.00
MCKENNEY, DIANE	189.46	
MCMAHON, PATRICIA H.	2,097.00	
MCMAHON, RICHARD & KIM	918.00	
MELANSON, JUDITH A. & RAND, KELLY	699.00	
MELLOWS, SHERYL	130.00	
MERROW, THOMAS	421.00	
MILLIGAN, DANIEL	806.00	
MILLIGAN, JAMES	6,997.00	75.00
MITTON, WAYNE M.	944.00	

MITTON, WAYNE M. & HUTCHINSON, JANICE	346.00
MOODY ROGER E. JR. &	877.00
MOODY, CATHY JEAN	2,034.00
MOODY, DENNIS	1,085.00
MOODY, MARCIA	35.00
MORIN, ANDRE II & DAWN E	2,634.00
MORRISSETTE, DOROTHY & WITHAM, DONNA	798.97
MOUNTAIN, SHIRLEY M & DANA S	1,103.00
MUDGETT, KEITH JR & EDGECOMB-MUDGETT, C	141.00
N. F. LUCE, INC	313.00
N. F. LUCE, INC	549.00
N. F. LUCE, INC.	706.00
N. F. LUCE, INC.	291.00
N. F. LUCE, INC.	324.00
N. F. LUCE, INC.	300.00
N. F. LUCE, INC.	319.00
N. F. LUCE, INC.	1.64
N. F. LUCE, INC.	287.00
N. F. LUCE, INC.	315.00
N. F. LUCE, INC.	295.00
N. F. LUCE, INC.	287.00
N. F. LUCE, INC.	289.00
N. F. LUCE, INC.	313.00
NORTON, STANLEY L. JR & MARY E	1,039.00
OMNIPONT COMMUNICATIONS	420.00
OUELLETTE, JENNIFER	140.00
PAQUETTE, ROBERT D.	728.00
PELLETIER, BILLY I & MARY T	427.96
PELOTTE, ANTHONY L. & JAIME L.	683.00
PELOTTE, PAMELA	1,072.00
PENNEY, LINDA J & ALBERT	631.00
PENNEY, LINDA J & ALBERT	147.00
PENNEY, LINDA J & ALBERT	47.00
PENNEY, LINDA J & ALBERT	1,646.00
PEPPER, DAVID	167.00
PERRY, HELEN	132.40
PETELA, MARK & LINDA	981.00
PHILBRICK, MICHAEL A. SR.	1,836.00
PHILBRICK, NATHAN & ANGELA	1,567.00
PHILBRICK, NATHAN & ANGELA	71.00
PICKELL, TRAVIS	738.00
PIERCE, DAVID & CAROL	447.00
PINE VIEW MOBILE HOMES	315.00
PLACE, CARLETTE L, TRUSTEE	1,886.00
POOLE, KARL JR. & HEIDI	1,156.00
POULIN, GERALD	132.00
POULIN, GERALD A.	668.00
POULIN, GERALD A.	809.00
POULIN, MARK R. & CINDY	1,412.00
PREO, RANDALL J &	1,075.00

QUIMBY, MATTHEW & SUSAN	364.00	
RACKLEFF, KIM C	623.00	
RACKLEFF, KIMBER LEE & PETER	335.00	
RENTWAY INC		70.00
RIPLEY, CYNTHIA	1,090.00	
ROACH, ERIC D. & JUDITH B.	694.00	
ROBBINS, WINONA	1,314.00	
ROBERTS, DONALD C. & *ROBERTS, ANNE M	1,835.00	
ROCOQUE, CHRISTOPHER & CYNTHIA A	1,351.00	
RODRIGUE, GEORGE	713.00	
ROSADO, RUTHANN	521.00	
ROSE, KELLY & MARTIN, RICHARD A	872.10	
ROUTHIER, RALPH J & JOYCE M	838.28	
ROYLE, DENISE D & FLETCHER, CYNTHIA	423.50	
SANTILLI, LUIGI	984.00	
SAUCIER, TAMARA	61.58	
SAWLIVICH, ANDREW & BRENDA	419.00	
SAWLIVICH, ANDREW & BRENDA	521.00	
SAWLIVICH, BRENDA	619.00	
SAWLIVICH, DOROTHY	694.00	
SCOTT, ROBERT	473.00	
SHARAFFA, DAVID J & MAE A	703.04	
SIROIS, SCOTT & CROCKETT, BOBBI	1,397.00	
SMITH, BRENT	1,762.00	
SMITH, GORDON-HEIRS	318.00	
SMITH, JASON	125.00	
SMITH, JOYCE E. & DANIEL L.	1,485.00	
SMITH, KATIE L	268.00	
SMITH, MONA L TANNER, HEIRS OF	701.00	
SMITH, MONA L TANNER, HEIRS OF	909.00	
SMITH, MONA L TANNER, HEIRS OF	460.00	
SMITH, MONA T., HEIRS OF	1,262.00	
SMITH, MONA T., HEIRS OF	224.00	
SNYDER, GREGORY R & RONDA C	5,938.00	
SOMES, ROBERT K. JR.	2,128.00	
ST. PIERRE, GINGER	262.00	
ST. PIERRE, RAYMOND & DIANE P	413.00	
STAPLES, CARL	303.85	
STEVENS, KEITH M. JR.	274.00	
STEVENS, L. CARLTON, DURWOOD, ERNEST	89.00	
STEVENS, LLOYD C. & BARBARA	730.86	
STEWART, JAMES & ELIZABETH	2,213.00	
STRICKLAND, CAETLIN D.	1,150.11	
STUDLEY, ROBERT W. & CECILE A.	970.00	
THORNE, JANET LIFE ESTATE	1,138.00	
THORNE, ROBERT	376.00	
TILLSON, SCOTT & TAMMY	90.00	
TILLSON, SCOTT M. & TAMMY L.	986.00	
TIPPET, SAMUEL J.	1,950.00	
TRACY, LEAH C	95.18	

TRASK, JONI M.	1,249.00	
TREADWELL, PAMELA & DANA II	1,380.00	
TREE LTD		430.10
VEILLEUX, JOHN & ROBIN	1,822.00	
WADE, DEAN & CYNTHIA	368.00	
WEBB, MARGARET H. & *PIERCE, PATRICK	1,255.00	
WELCH, ANTHONY J.	47.00	
WELCH, LINDA	1,406.00	
WELCH, LINDA J	1,324.50	
WHEELOCK, ROBERT E JR	1,125.00	
WHITE, DARIN & SARAH	1,887.00	
WHITEHOUSE, LANCE W.	590.00	
WHITNEY, LORI L.	1,752.00	
WITHAM, WILLIAM & SARAH	1,126.25	
YANNELLI, DANA	1,553.81	
	300,276.63	1199.10
TOTAL UNPAID	301475.73	

Respectfully submitted

Shawna Foye

TREASURERS REPORT

1/31/2012

*Paid after books closed

*See itemized list in town report

Cash On Hand 1/31/2011
 Deposits, Transfers, Interest
 Warrants, Transfers/Service Charges
 Cash On Hand 1/31/2012

1048996.23
 5212919.79
-5412507.87
 849408.15

SUMMARY OF TAX LIENS

Uncollected Tax Liens

Name	2010	2009
Adley, Mendall/Lillian	598.78	
Alafaitul, Ann/Mac	889.84	
Ammarell, Annette	311.64	
Andres, Linda	1,111.32	
Bean, Edward	1,216.18	
Beaulieu, Heidi	579.18	
Bechard, Gerard Jr.	265.58	
Bechard, Lawrence	1,132.88	
Beretsos, Tina	1,433.74	
Bickford, Leslie/Mary	428.26	
Bogaczyk, Daniel/Mayo, Annie	2,073.68	
Burgess, Shirley/Delmont	524.30	
Burgess, Shirley/Delmont	524.30	
Campbell, James	1,163.26	
Collins, Kim	601.51	
Cummings, Ronald	960.12	
Dechaine, Susan &	137.92	
Dyer, Howard Jr	838.88	
Ego, Eayne	263.62	
Healy, George	245.98	
Higgins, James	1,268.12	
Hunt, Philip/Lori	493.92	
Johnson, Janet	1,112.30	1112.30
Lagueux, Daniel R	422.38	
Lagueux, Daniel R	311.64	
Lagueux, Daniel R	899.64	
Lauder, Edsall L Life Estate	2,479.40	
Lavallee, Tamran/Eric	2,097.20	
Letourneau, A Lorraine	625.24	
Madore, Cynthia	1,737.54	
Marquis, Shawn P	303.80	
Marquis, Shawn P	300.86	
Marshall, Gilbert/Viola	1,298.50	
Marshall, Gilbert heirs	803.60	
Mcdonald, Delbert & Mona	869.26	

Mcfadden, Theodore T & Marlene	1,831.62	
Mcfadden, Theodore T & Marlene	894.74	
Mcfadden, Theodore T.	274.40	
Mckenna, Daniel R. & Cathy L.	7,021.70	
Melanson, Judith/Rand, Kelly	685.02	
Merrow, Thomas	314.58	
Milligan, Daniel	777.14	
Moody, Roger Jr &	859.46	
Moody, Cathy Jean	1,993.32	
Mudgett, Keith, Jr	138.18	
Ouellette, Jennifer	235.20	
Pelotte, Pamela	1,050.56	
Philbrick, Nathan/Angela	1,535.66	
Philbrick, Nathan/Angela	69.58	
Pickell, Travis	723.24	
Pine View Mobile Homes	308.70	
Poulin, Gerald A.	129.36	
Poulin, Gerald A.	654.64	
Poulin, Gerald A.	792.82	
Poulin, Mark & Cindy	1,383.76	
Preo, Randall	990.78	
Quimby, Matthew/Susan	356.72	
Rackleff, Kim	610.54	
Rodrigue, George	698.74	
Rosado, Ruthann	549.78	
Sawlivich, Brenda	606.62	
Scott, Robert	463.54	
Skidel, Sheldon	834.96	
Skidel, Sheldon	517.44	
Smith, Brent	1,726.76	
Smith, Gordon Heirs	311.64	
Smith, Mona Tanner Heirs	686.98	
Smith, Mona Tanner Heirs	890.82	
Smith, Mona Tanner Heirs	450.80	
Smith, Mona Heirs of	1,236.76	
Smith, Mona Heirs of	219.52	
Somes, Robert Jr	2,085.44	
St Pierre, Ginger	256.76	
Steward, James/Elizabeth	2,168.74	
Tillson, Scott M/Tammy L	88.20	
Tillson, Scott M/Tammy L	966.28	
Welch, Anthony/Linda	46.06	
Welch, Linda J	1,377.88	
Welch, Linda J	517.44	
Whitehouse, Lance W	605.64	
Whitehouse, Lance W	578.20	
Whitehouse, Lance W	1,607.20	
Whitney, Lori	1695.4	
Total	75,143.69	1112.30

COLLECTED TAX LIENS

	2009	2010		
Adams, Auland		557.62	Paradis, Willard Jr.	1065.26
Adley, Mendel/Lillian	629.64		Paradis, Willard Jr.	281.26
Ammarell, Annette	341.60		Philbrick, Jeffrey	1364.16
Archer, Amanda		878.08	Philbrick, Nathan/Angela	1682.23
Bean, Edward	1320.42		Poulin, Gerald	159.70
Bean, Travis/Mary	274.83		Poulin, Gerald	720.70
Bechard, Gerard Jr/Gerard III	305.18		Poulin, Gerald	868.27
Bechard, Lawrence	1276.24		Quimby, Matthew/Susan	382.90
Berube, Alan D		626.26	Rackleff, Kim	679.14
Berube, Alan D		602.70	Roberts, Donald/Anne	1798.30
Bickford, Leslie/Mary	267.03		Rodrigue, George	878.00
Bogaczyk, Daniel/Mayo, Annie	1786.48		Rosado, Ruthann	608.71
Burgess, Shirley/Delmont	581.49		Sawlivich, Andrew/Brenda	410.62
Burgess, Shirley/Delmont	23.63		Sawlivich, Andrew/Brenda	510.58
Campbell, James Jr	1102.29		Sawlivich, Andrew	409.64
Carson, Christopher/Jean		853.47	Sawlivich, Brenda	674.95
Collins, Kim	164.93		Scott, Robert	449.62
Collins, Paula		299.04	Sirois, Gary	384.29
Crowe, Darlene		538.02	Smith, Barbara	492.90
Cram, Brian	109.84	350.84	Smith, Brent	1396.28
Cummings, Patrick	1106.17	1039.78	StPierre, Ginger	306.84
Dechaine, Susan &		160.35	Tillson, Scott/Tammy	115.74
Dyer, Howard Jr	891.60		Tillson, Scott/Tammy	1053.53
Ego, Wayne	308.63		Tillson, Walter/Effie	1211.14
Elkins, Grace	356.77		Tracy, Leah	1553.30
Erskine, Eric/Andrea		472.78	Wade, Dean/Cynthia	699.72
Fairpoint New England		577.22	Welch, Anthony/Linda	<u>360.64</u>
Gould, Mark	1099.89	1,004.50	Welch, Linda	70.73
Gould, Mark	618.43	553.70	Welch, Linda	1577.46
Gould, Mark	1683.91	1,580.74	Whitehouse, Lance	585.25
Higgins, James	1375.89		Whitehouse, Lance	668.36
ILS Properties	5,396.86	5396.86	Whitehouse, Lance	<u>639.06</u>
Ladd, Jean		595.73		45409.83
Lagueux, Daniel	483.72			25700.47
Lagueux, Daniel	354.37			90819.66
Lagueux, Daniel	982.36			50843.32
Letourneau, A Lorraine	689.30			
Lyon, David/Scott		666.40		
Marshall, Gilbert Jr/Viola	1382.48			
Marshall, Gilbert Sr Heirs of	878.48			
Melanson, Judith/Rand, Kelly	503.84			
Merrow, Thomas	326.11			
Moody, Rogers Jr/Cathy	950.52			
Moody, Cathy	2124.55			
Mudgett, Keith Jr	169.12			
Murphy, Laurence Jr/Sheryl	157.60			
Ouellette, Jennifer	272.73			

Respectfully submitted

Shawna Foye

REAL ESTATE AND PERSONAL PROPERTY TAXES

Exemption Codes	TAXPAYER	VALUE	RE TAXES	PP TAXES
	ACHEY, DYLAN	157,400	1,574.00	
*	ADAMS, ANITA	50,700	507.00	
	ADAMS, DAVID J & BOLDOC, AMY L	103,200	1,032.00	
*	ADLEY, MENDEL R. & LILLIAN L.	61,100	611.00	
	AHO, MARK C & LAURIE J	167,600	1,676.00	
	AINSLIE, BOYE & SUSAN	153,400	1,534.00	
	AINSLIE, JAY	21,200	212.00	
*	AINSLIE, JAY & DEBRA	259,400	2,594.00	
	AINSLIE, JOHN & MARJORIE	20,300	203.00	
*	AINSLIE, JOHN & RHONDA	193,100	1,931.00	
	AINSLIE, RHONDA	61,400	614.00	
*	ALDEN, JAMES C.	100,900	1,009.00	
	ALDERMAN, RODNEY	195,100	1,951.00	
	ALKURABI, FERAS M. & KERRIE	228,300	2,283.00	
*	ALLARIE, DANIEL F. & SUSAN L.	154,500	1,545.00	
* &	ALLEN, BERNARD	115,600	1,156.00	
	ALLEN, BERNARD	42,000	420.00	
*	ALLEN, CRAIG J. & BRENDA J.	125,600	1,256.00	
	ALLEN, GARY M.	282,300	2,823.00	
*	ALLEN, JAMES & THERESA	134,600	1,346.00	
*	ALLEN, KATHRYN L.	136,600	1,366.00	
*	ALLEN, KELLEY R.	110,300	1,103.00	
	ALLEN, KELLEY R.	21,800	218.00	
*	ALLEN, TERRY M. & JOY L.	174,100	1,741.00	
	ALLEN, WILLIAM E & MARY LOU S	28,000	280.00	
*	ALLEN, WILLIAM E.& MARY LOU S.	185,000	1,850.00	
*	ALLEN-TIERNEY, JANE	144,900	1,449.00	
*	ALOFAITULI, ANN M & MAC M.	90,800	908.00	
	ALTO, WILLIAM & SUSAN LIVING TRUST	125,400	1,254.00	
*	AMADEI, ROBERT W. & REGINA M.	51,000	510.00	
*	AMES, PAMELA	163,200	1,632.00	
	AMMARELL, ANNETTE	31,800	318.00	
*	AMMARELL, ARTELISSIE V.	112,700	1,127.00	
	AMMARELL, PRESCOTT & DEBORAH	181,000	1,810.00	
	AMMARELL, PRESCOTT & DEBORAH	223,600	2,236.00	
	AMMARELL, PRESCOTT & DEBORAH	29,000	290.00	
	AMMARELL, PRESCOTT & DEBORAH	59,300	593.00	
	ANDERSON, KENNETH P & JUSTINA A	500	5.00	
	ANDERSON, KENNETH P. & JUSTINA A.	53,200	532.00	
*	ANDERSON, MARK K.	63,300	633.00	
*	ANDRES, LINDA	113,400	1,134.00	
*	ANDREWS, JAMES & CYNTHIA	211,900	2,119.00	

* ANDREWS, LINDA L.	115,800	1,158.00	
ANDREWS, PATRICK R	165,400	1,654.00	
ANGELIDES, LEO P & DEBBIE A	219,900	2,199.00	
ANGELIDES, LEO P & DEBBIE A	600	6.00	
ANNIE'S VARIETY/MANLEY,ANNIE, TROY	0		250.00
* ANTANAVICH, RONALD M.	117,900	1,179.00	
APPANEAL, JAMES A.	59,100	591.00	
ARBOUR, ERIC & CRYSTAL	165,900	1,659.00	
ARBOUR, JEFFREY	196,200	1,962.00	
ARCHER, AMANDA	89,600	896.00	
* ARMSTRONG, BRIAN & ELYSABETH	161,200	1,612.00	
ARNOLD TRAIL SPORTSMAN CLUB	135,300	1,353.00	
* ARNOLD, LARRY & CAROL	107,800	1,078.00	
* ARNOTT, NORMAN A. & KATHRYN L.	129,200	1,292.00	
AT & T Wireless PCS LLC	0		630.00
* & AUDET, PAUL & LUCILLE	51,600	516.00	
* & AUSTIN, JANET A	108,800	1,088.00	
* AUSTIN, DALE E & MAXINE L	194,200	1,942.00	
* AUSTIN, ROBERT L. & BETTY M.	85,000	850.00	
AYERS, EDWIN	0		219.00
* AYERS, EDWIN & BRENDA	94,700	947.00	
AYERS, EDWIN R. & BRENDA	69,600	696.00	
AYERS, EDWIN R. & BRENDA	28,000	280.00	
AYERS, MAXINE D.	22,900	229.00	
* AYERS, MAXINE D.	99,000	990.00	
* AYERS-MILLER, PATRICIA	203,600	2,036.00	
* AYOTTE, PAUL E & MARY L	129,400	1,294.00	
* AYOTTE, RAYMOND & JANET L.	195,100	1,951.00	
AYRES, ALICE D	224,500	2,245.00	
BACKMAN, WILLIAM H.	193,100	1,931.00	
BACON, ADAM	25,600	256.00	
BACON, BRENDA J.	172,600	1,726.00	
BACON, BRYAN	0		480.00
BACON, BRYAN & GWENDOLYN	1,400	14.00	
BACON, BRYAN & GWENDOLYN	36,600	366.00	
BACON, BRYAN & GWENDOLYN	36,600	366.00	
BACON, BRYAN O.	140,300	1,403.00	
BACON, BRYAN O.	72,100	721.00	
* BACON, BRYAN O.	298,900	2,989.00	
BACON, BRYAN O.	457,300	4,573.00	
BACON, EARL, PAULINE & LINDA	201,100	2,011.00	
BACON, KEVIN	136,500	1,365.00	
* BACON, KEVIN & SHELLEY	159,300	1,593.00	
BACON, NICHOLAS	14,200	142.00	

BACON, RICHARD A. & DEANNA	186,600	1,866.00	
* & BACON, ROBERT H & PAMELA M	141,900	1,419.00	
* BAILEY, MICHAEL & LINDA	89,900	899.00	
BAILEY, RALPH E & ELIZABETH F	131,300	1,313.00	
BAKER, TINA	12,700	127.00	
BALLARD, BROOKS &	185,800	1,858.00	
BALLARD, GLEE C & BALLARD RUTH M	959,200	9,592.00	
BALLARD, JEANALYS &	140,200	1,402.00	
BALLARD, LANCE D. & LAURENE	3,000	30.00	
* BALLARD, LANCE D. & LAURENE	425,300	4,253.00	
BALLARD, RUTH	70,900	709.00	
* BARD, DEANNA L.	232,700	2,327.00	
* BARD, RYAN P &	237,500	2,375.00	
BARD, STEVEN &		104.00	104.00
* BARD, STEVEN & LINDA	284,600	2,846.00	
BARDEN, MICHAEL M & ELAINE	36,500	365.00	
BARDEN, THOMAS A. & WILLIAM F.	187,800	1,878.00	
BARKER, RAY A. & RUTH E.	171,200	1,712.00	
BARNA, ROBERT & CYNTHIA M.	137,600	1,376.00	
BARNETT, JEROME J.	71,500	715.00	
BARNETT, LEO	54,400	544.00	
BARNETT, LEO	43,900	439.00	
* BARNETT, MARLENE A	56,300	563.00	
BARNETT, RACHEL M.	110,400	1,104.00	
BAROW, SEAN & SARAH	253,000	2,530.00	
* BARRETT, ROBERT C	99,400	994.00	
* BARROWS, STEVEN A & DARCY A	529,300	5,293.00	
BARROWS, STEVEN A.	873,100	8,731.00	
BARRY, ERIC W	201,000	2,010.00	
BARRY, STARR	26,000	260.00	
BARTER-CHESSMAN, PAMELA	40,000	400.00	
* BARTER-CHESSMAN, PAMELA	137,900	1,379.00	
BARTLEY-WING, DEBORAH A.	123,000	1,230.00	
BEAL, FULTON I	113,700	1,137.00	
* BEALS, MARTHA & MILLIS,WILLARD JR.	857,800	8,578.00	
BEAN, ANN M.	76,600	766.00	
BEAN, ANN M.	1,800	18.00	
* BEAN, CALVIN & PENNY	203,100	2,031.00	
BEAN, CALVIN H. & PENNY L.	29,200	292.00	
BEAN, CALVIN H.& PENNY	5,200	52.00	
BEAN, DONALD P. & CAROL L.	123,700	1,237.00	
BEAN, EDWARD	124,100	1,241.00	
* BEAN, EDWARD & CALVIN H.	99,000	990.00	
BEAN, EDWARD C. & DONNA M.	29,000	290.00	

* & BEAN, GEORGE	114,800	1,148.00	
BEAN, GEORGE F & ANN M	96,000	960.00	
BEAN, JOSHUA P & LAURA A	81,400	814.00	
BEAN, MARION & CALVIN & PENNY	56,700	567.00	
* BEAN, MARION & CALVIN & PENNY	109,800	1,098.00	
* BEAN, MICHEAL & JENNY L	125,200	1,252.00	
* BEAN, ORLAND E. & DONNA M.	124,600	1,246.00	
BEAN, ORLAND E. & DONNA M.	76,400	764.00	
BEAN, ROLAND & DIANE	21,700	217.00	
BEAN, ROLAND & DIANE	64,000	640.00	
BEAN, ROLAND & DIANE	34,800	348.00	
BEAN, ROLAND & DIANE	18,400	184.00	
BEAN, ROLAND G & DIANE T	181,100	1,811.00	
BEAN, ROLAND G. & DIANE T.	27,700	277.00	
* BEAN, ROLAND G.& DIANE T	175,200	1,752.00	
BEAN, RYAN A.	164,600	1,646.00	
BEAN, TRAVIS & MARY	36,500	365.00	
BEAN, WILLIAM F. & KELSEY	31,600	316.00	
* BEAN, WILLIAM F. & KELSEY	135,200	1,352.00	
BEAUDOIN, JEFFREY & SUE	27,200	272.00	
BEAUDOIN, PAUL E & PATRICIA J	34,900	349.00	
* BEAUDOIN, PAUL E. & PATRICIA J	146,600	1,466.00	
* & BEAULIEU, ALBERT L. & CHRISTINA L.	100,200	1,002.00	
BEAULIEU, BRIAN R.	156,700	1,567.00	
BEAULIEU, CLEMENT & BRENDA	142,100	1,421.00	
BEAULIEU, DAWN CAROL & ALAN NORMAN	28,600	286.00	
* BEAULIEU, HEIDI	59,100	591.00	
* & BEAULIEU, HEIDI	87,800	878.00	
* BEAULIEU, RAYMOND & DEBORAH	119,100	1,191.00	
* BEAULIEU, STEVEN & ANN	51,600	516.00	
BEAULIEU, WILLIAM A	94,300	943.00	
BECHARD, GERARD J, JR & *BECHARD, GER	27,100	271.00	
BECHARD, GERARD J, JR & TINA	112,100	1,121.00	
* BECHARD, GERARD JR & ERNESTINE	114,000	1,140.00	
BECHARD, LAWRENCE J	115,600	1,156.00	
BECKERMAN, LUCILLE A &	64,600	646.00	
* BECKERMAN, PETER & JOAN	310,600	3,106.00	
BEDARD, CARMEN & ROGER TRUSTEES	83,700	837.00	
* BEDARD, CARMEN A & ROGER G	205,700	2,057.00	
* & BEDARD, WILLIAM & JOYCE	108,800	1,088.00	
BEGLEY, LAURA D. & MARK W.	34,500	345.00	
* BEGLEY, PAUL & STEPHANIE	290,200	2,902.00	
BELGRADE AUTO INC	93,700	937.00	
BELGRADE AUTO INC	148,100	1,481.00	
* BELL, PATRICIA	38,700	387.00	
BELL, RICHARD N. JR. & MELISSA C.	143,900	1,439.00	

* BELL, WILLIAM J III & BETH A	281,600	2,816.00	
BENEDICT, LAURA J. LIVING TRUST	138,200	1,382.00	
* BENSON, HANNA & DAVID A.	217,200	2,172.00	
* & BERARD, DANIEL G. SR.& MARY	260,400	2,604.00	
* BERETSOS, TINA	146,300	1,463.00	
BERGER, ANITA L	33,200	332.00	
* BERGER, PATRICIA	199,000	1,990.00	
BERNIER, CARI M. & DAVID J.	197,600	1,976.00	
* BERNIER, PETER	202,700	2,027.00	
* BERNIER, RON & ANNE	146,200	1,462.00	
BERNIER, RONNEY AND ANNE BALWIN-BER	28,000	280.00	
BERTRAND, RICHARD & JEAN	77,600	776.00	
BERTRAND, RICHARD N & JEAN M	45,200	452.00	
BERUBE, ALAN	15,600	156.00	
* BERUBE, ALAN	143,300	1,433.00	
BERUBE, ALAN D.	61,500	615.00	
* BERUBE, DAVID J. & LILA	90,500	905.00	
BERUBE, NANCY A	144,200	1,442.00	
BESSEY, BRIAN M & NICOLE J	32,000	320.00	
BESSEY, BRIAN M & NICOLE J	156,600	1,566.00	
BEST CONSTRUCTION	0		490.00
* BEVERIDGE, CURTIS A. & PAMELA A.	168,700	1,687.00	
* BICKFORD, JACK	51,500	515.00	
* BICKFORD, JERRY R	175,000	1,750.00	
BICKFORD, JIMMIE, JANE, & JOHN	41,900	419.00	
* BICKFORD, LESLIE	8,100	81.00	
BICKFORD, LESLIE & MARY A	43,700	437.00	
BICKFORD, NORMA J	78,800	788.00	
* BICKFORD, TRACEY A.	151,000	1,510.00	
BICKMORE, ANDREW	325,100	3,251.00	
BILLINGTON, CAROL & GORDON	381,500	3,815.00	
BILLINGTON, GILBERT	169,100	1,691.00	
BILLINGTON, GILBERT & DEBORAH A.	312,600	3,126.00	
BILLINGTON, GORDON & CAROL	39,200	392.00	
* BILODEAU, DONNA & INGRAHAM, SRA	165,300	1,653.00	
BILODEAU, RITA	166,700	1,667.00	
BILODEAU, STEVEN M & CASSINA B	232,700	2,327.00	
* BISHOP, MICHAEL D & NORINE A	195,100	1,951.00	
* BISPHAM, HARRISON A. III	188,500	1,885.00	
* BISSON, RACHEL & RONALD	138,900	1,389.00	
BLAIR, DAVID	312,900	3,129.00	
* BLAISDELL, DEBRA	152,100	1,521.00	
BLAISDELL, MICHAEL G.	121,100	1,211.00	
* BLAKE, MATTHEW A.	98,500	985.00	
BLANCHARD, JASON W	61,700	617.00	

* BLANCHARD, JOYCE M	190,700	1,907.00	
* BLANCHARD, STEVEN W & LISA I	162,400	1,624.00	
* BLASCHKE, MARK A & MARY E	174,000	1,740.00	
BLETHEN, CHAD D. & KRISTIN E.	58,600	586.00	
BLETHEN, DALE C	32,000	320.00	
BLETHEN, DALE C.	18,900	189.00	
BLETHEN, DALE C. & JOAN G.	56,600	566.00	
* BLETHEN, DALE C.& JOAN G	184,000	1,840.00	
* BLETHEN, DAVID & PARKER & BERNICE TRI	140,100	1,401.00	
BLETHEN, JOAN	151,200	1,512.00	
BLETHEN, JOAN G	42,300	423.00	
BLETHEN, PARKER D. & BERNICE L.	71,300	713.00	
BOEGE, WILLIAM T. AND	135,100	1,351.00	
BOGACZYK, DANIEL & MAYO, ANNIE	211,600	2,116.00	
* BOISVERT, CHRISTINE N.	117,700	1,177.00	
* BOLDUC, DANIEL G & JANE A	467,200	4,672.00	
BOLDUC, DANIEL G & JANE A	38,400	384.00	
BOLDUC, DAVID	32,100	321.00	
* BOLDUC, GEORGE R & SHIRLEY I	116,200	1,162.00	
BOLDUC, LUKE M	14,200	142.00	
BOLDUC, LUKE M. & CAOUETTE, HUGUETTE	21,900	219.00	
* BOLDUC, SUSAN V.	139,100	1,391.00	
* & BONENFANT, RICHARD J & DOROTHY	134,400	1,344.00	
* BONNEY, GEORGE F & PATRICIA	154,000	1,540.00	
BONNEY, GEORGE F. & PATRICIA	0		70.00
* BOROW, ELLERY	112,100	1,121.00	
BOUCHARD, DAVID P. & HAZEL L.	215,100	2,151.00	
BOUCHARD, TODD M.	157,400	1,574.00	
BOUCHER, LISA J.	187,100	1,871.00	
BOUCHER, MICHAEL	53,900	539.00	
BOUCHER, MICHAEL	96,200	962.00	
BOUCHER, MICHAEL A.	144,000	1,440.00	
BOUCHER, MICHAEL A.	26,400	264.00	
BOUDREAU, DONALD A.	177,500	1,775.00	
BOUDREAU, MARK	145,800	1,458.00	
* BOUDREAU, MARK R	175,200	1,752.00	
BOURNIVAL, LINDA	245,600	2,456.00	
BOUTIN, BRIAN	215,200	2,152.00	
* BOUTIN, JAMES A. JR. & DONNA J M	450,600	4,506.00	
* BOWMAN, SANDRA	108,000	1,080.00	
BOWRING, KENNETH J. &	87,700	877.00	
* BOYCE, LAWRENCE M & LESLIE A	211,400	2,114.00	
BOYLE, DANIEL P & KRISTINA C	305,300	3,053.00	
BRADFIELD, WILLIAM K. & DAWN M.	379,800	3,798.00	

* BRAGG FAMILY TRUST	186,400	1,864.00
BRAGG FAMILY TRUST	348,500	3,485.00
BRAGG FAMILY TRUST	15,700	157.00
* BRAGG, CLIFTON W. & AMBER L.	98,400	984.00
* BRAGG, HARLAND & SHIRLEY	146,500	1,465.00
BRAGG, HARLAND & SHIRLEY	446,200	4,462.00
BRAGG, HARLAND & SHIRLEY	40,500	405.00
BRAGG, HARLAND & SHIRLEY	4,400	44.00
BRAGG, HARLAND & SHIRLEY	43,300	433.00
BRAGG, HARLAND & SHIRLEY	24,500	245.00
BRAGG, HARLAND & SHIRLEY	38,400	384.00
BRAGG, JEFFREY & KATHY	14,300	143.00
BRAGG, JEFFREY & KATHY	218,700	2,187.00
BRAGG, JEFFREY & KATHY	81,500	815.00
BRAGG, JEFFREY H & KATHY G	85,900	859.00
BRAGG, KATRINA	79,000	790.00
* BRAGG, KRIS M	213,000	2,130.00
BRAGG, LYNSDY	148,000	1,480.00
BRAGG, MARGARET D.	62,600	626.00
* BRAGG, MARGARET FAMILY TRUST	127,500	1,275.00
* BRAGG, NICHOLAS	222,800	2,228.00
* BRAGG, RICHARD J & CHRISTINE	188,200	1,882.00
* BRAGG, WAYNE & PATRICIA	191,800	1,918.00
BRAGG, WAYNE & PATRICIA	27,900	279.00
BRAGG, WAYNE & PATRICIA	59,300	593.00
BRAGG, WAYNE & PATRICIA	19,700	197.00
BRAGG, WAYNE & PATRICIA	41,100	411.00
BRAGG, WAYNE & PATRICIA	17,900	179.00
BRAGG, WAYNE & PATRICIA	50,900	509.00
BRAGG, WAYNE & PATRICIA	184,900	1,849.00
BRANDWEIN, LEE BUDNER & REBECCA	643,200	6,432.00
BRANN, JASON A & SHERRIE L	186,900	1,869.00
* BRAZZ, DOUGLAS & BRAZZ, WENDY	187,000	1,870.00
BREARD, FRANCIS JOSEPH	99,600	996.00
BREARD, FRANCIS JOSEPH	172,700	1,727.00
BREAULT, DOUGLAS	29,300	293.00
BREIDEN, MARTHA H	346,500	3,465.00
BREIDEN, NANCY &	37,900	379.00
BRENDLE, RUTH, & SCHWARTZ, CHARLENE	66,100	661.00
BRETON, DALE	52,000	520.00
* BRETON, DALE & CRYSTAL	156,200	1,562.00
* BRETON, DAVID	4,000	40.00
* BRETON, JEFFREY M.	146,300	1,463.00
* BRETON, LAURENT J. & SANDRA M.	118,500	1,185.00
BRÉTON, MICHAEL J &	159,700	1,597.00
BREWER, SUZANNE S. & STEPHEN G.	124,800	1,248.00

BREWSTER, JONATHAN	48,600	486.00
BREZNYAK, TONYA	106,200	1,062.00
BROCHU, GERALD & CHANTAL	149,800	1,498.00
BRONSON, PHILIP D. & CLAIRE	600	6.00
BROOKS, JOHN W.	16,800	168.00
* BROOKS, ROBERT D. & MARTHA T.	169,300	1,693.00
* BROWN, ANGELA M.	136,000	1,360.00
BROWN, CARL FAMILY TRUST	235,400	2,354.00
BROWN, CAROL A. & HAROLD	169,200	1,692.00
BROWN, DIANE	175,900	1,759.00
* BROWN, JEANINE M	154,300	1,543.00
* BROWN, MARILYN	93,600	936.00
BROWN, SALLY	628,400	6,284.00
* BROWN, SANDRA & RICHARD	90,000	900.00
BRUNELLE, SHAWN R. & JENNIFER M.	147,800	1,478.00
BRYANT, BETTY	76,900	769.00
* BRYANT, BETTY J.	136,200	1,362.00
BRYANT, MARK E	179,500	1,795.00
* & BRYSON, JOAN W. & MICHAEL A.	93,000	930.00
* BUCK, TRAVIS A. & TANIA L.	213,400	2,134.00
* BUCKNAM, PETER J. & MANDY E.	210,700	2,107.00
* BUCKNAM, SCOTT & ANN	133,600	1,336.00
BUJOLD, DONALD	121,400	1,214.00
* BUJOLD, JANET L.	74,300	743.00
* BUMFORD, SCOTT & KIMBERLY	164,300	1,643.00
BUMPS, SHERWOOD M. & LORNA R.	500	5.00
BUMPS, SHERWOOD M. & LORNA R.	80,700	807.00
BUOTTE, ALLAN & DAVIS, HEIDI J.	28,600	286.00
* BURBANK, FRANK W & BARBARA G	211,300	2,113.00
* BURGESS, ARMANDE M.	51,900	519.00
* & BURGESS, BRIAN P. & MAUREEN E.	136,000	1,360.00
BURGESS, SHIRLEY L. & DELMONT H.	53,500	535.00
BURGESS, SHIRLEY L. & DELMONT H.	200	2.00
* BURKE, JOHN W	143,300	1,433.00
BURNS, ROBERT T. & CYNTHIA	185,600	1,856.00
BURRILL, MARGUERITE M	103,000	1,030.00
* BURWOOD, TIMMY & CARYN	187,200	1,872.00
BUSCHMANN, WALDEMAR G. & CYNTHIA	35,600	356.00
BUSCHMANN, WALDEMAR G. & CYNTHIA	81,400	814.00
BUSCHMANN, WALDEMAR G. & CYNTHIA	271,800	2,718.00
* BUSCHMANN, WALDEMAR G. & CYNTHIA	342,700	3,427.00
* BUSSEY, DONNIE P. & VICKIE L.	129,600	1,296.00
* BUTLER, BERNARD & JEAN	88,300	883.00
* BUTLER, CAROL L. & RICHARD M.	167,400	1,674.00
BUTLER, DOROTHY	23,900	239.00

BUTLER, MICHAEL & JANE	257,200	2,572.00	
BUTTLER, WILLIAM & NICOLE	148,000	1,480.00	
BUZBY, ROBERT E & CYNTHIA A	133,500	1,335.00	
BUZZELL, LENORE	39,500	395.00	
BUZZELL, LENORE K & PERRY M	294,900	2,949.00	
BYRNE, ROBERT C & JOAN E	522,600	5,226.00	
CAIN, JASON M.	89,900	899.00	
* CAMPBELL, ANTHONY & JENNIFER	187,900	1,879.00	
CAMPBELL, GERALD H.	288,500	2,885.00	
CAMPBELL, GERALD H.	112,000	1,120.00	
CAMPBELL, JAMES A & MARGARET B	224,300	2,243.00	
* CAMPBELL, JAMES R.JR.	118,700	1,187.00	
* CAMPBELL, JEFFREY	170,000	1,700.00	
CAMPBELL, JEFFREY A	96,500	965.00	
CAMPBELL, JOHN A & BRIDGET H	143,400	1,434.00	
CAMPBELL, MRS. JOYCE	96,000	960.00	
CAMPBELL, ROBERT & DIANE	0		37.00
* CAMPBELL, ROBERT H & DIANE M	197,100	1,971.00	
CAMPBELL, ROBERT H & DIANE M	126,100	1,261.00	
CAMPBELL, JAMES, MARGARET, JOHN &	238,000	2,380.00	
CAMPBELL, STEPHEN & CAROLYN	180,700	1,807.00	
* CANDAGE, RAYMOND	94,700	947.00	
* CAQUETTE, DANIEL E & LINDA A	171,800	1,718.00	
CAQUETTE, HUGUETTE	14,200	142.00	
CAQUETTE, HUGUETTE	1,600	16.00	
* CAQUETTE, MATTHEW A. & DENISE	132,500	1,325.00	
CAPEK, ARUNEE RODSATRA	212,500	2,125.00	
CAPEK, ARUNEE RODSATRA	56,800	568.00	
CARD, FRANK L.JR & PAMALA J	181,600	1,816.00	
* CARDILLO, KELLY M & ANTONIO	200,900	2,009.00	
CARLSON, KURT K.F. & ALISON K.	419,200	4,192.00	
* CARON, BRIAN L.	179,300	1,793.00	
CARON, DONALD M & ELIZABETH A &	136,400	1,364.00	
* & CARON, JEAN P. TRUSTEE OF CARON TRUS`	118,000	1,180.00	
CARON, JEAN P. TRUSTEE OF CARON TRUS`	91,900	919.00	
CARON, JEAN P. TRUSTEE OF CARON TRUS`	1,000	10.00	
* CARON, KENNETH & MARY LOU	145,900	1,459.00	
* CARON, ROBERT J. & MELISSA	121,400	1,214.00	
CARR, STEVEN M.	69,400	694.00	
* CARRIER, DONALD & GAETANE	211,200	2,112.00	
* CARRIER, ERNEST A & GINETTE	215,500	2,155.00	
* CARSON, CHRISTOPHER & JEAN	101,900	1,019.00	
CARSTEN, MICHAEL D. & MONICA S.	237,600	2,376.00	
* & CARTER, ROBERT & CHRISTINE	135,000	1,350.00	
* CARTER, SHARON L.	150,900	1,509.00	

* CARVER, DEAN A & MELISSA L	170,600	1,706.00	
* CASTONGUAY, DEBRA L.H.	127,800	1,278.00	
CATES, BRUCE S & DEBRA L	356,000	3,560.00	
CENTRAL MAINE POWER COMPANY	3,333,400	33,334.00	
CHAMPAGNE, JEFFREY L.	1,800	18.00	
* CHAPMAN, STEVEN G & CAROL A, CO-	126,400	1,264.00	
CHAREST, DANIEL	26,200	262.00	
CHAREST, DANIEL	30,000	300.00	
CHAREST, DANIEL	31,900	319.00	
CHAREST, DANIEL	1,500	15.00	
CHAREST, DANIEL	26,400	264.00	
* CHAREST, DANIEL P & BRYNN A	243,500	2,435.00	
CHAREST, DANIEL P.	30,000	300.00	
CHAREST, DANIEL P. & BRYNN A.	34,900	349.00	
* CHAREST, LAURA L	177,100	1,771.00	
CHAREST, RAYMOND J & CAROL A	28,200	282.00	
CHARETTE, RUSSELL D & MARGARET L	88,600	886.00	
* CHARETTE, DONALD J. & MARIE M.	149,300	1,493.00	
* CHARRIER, SHERRY L	155,400	1,554.00	
CHASE, ROSEMARIE	20,200	202.00	
* CHAVARIE, ABEL D	155,800	1,558.00	
* CHAVARIE, DAVID & THERESA	203,500	2,035.00	
* CHAVARIE, EMILY M & ANDREW	101,100	1,011.00	
* & CHAYER, RONALD J & CLAIRE	127,900	1,279.00	
CHIASSON, TIM	221,200	2,212.00	
CHICKO, FRANK A & RHONDA M.	116,900	1,169.00	
* CHOATE, LARRY J. & NANCY A.	109,100	1,091.00	
* CHOATE, STEPHEN S	152,100	1,521.00	
CHRISTIANSON, CHARLES T.	196,100	1,961.00	
CHRISTIANSON, CHARLES T. & ETHELYN	7,700	77.00	
CHRISTIANSON, GWENDOLYN M.	28,500	285.00	
CHRISTIANSON, NATHAN W. & TAMMY	198,000	1,980.00	
CHURCHILL III, ARTHUR L.	90,000	900.00	
CLARK, ANDREW J., HEIRS, *C/O BARBARA C	36,400	364.00	
CLARK, DANA	59,500	595.00	
* CLARK, DEBORAH	127,800	1,278.00	
CLARK, IRIS., HEIRS OF, C/O DOREEN KING	51,700	517.00	
CLARK, JAMES	36,600	366.00	
CLARK, JAMES	23,000	230.00	
CLARK, JAMES	53,400	534.00	
CLARK, JAMES, C/O TAKAKO CLARK	33,700	337.00	
CLARK, TAKAKO & ANN	65,600	656.00	
CLAVETTE, RUSSELL D & NICOLE L	187,800	1,878.00	
CLEARY, CARALEE M.	131,200	1,312.00	
* CLEMENT, RAYMOND B. & ANDREA M.	63,200	632.00	

CLIFFORD, DEBRA M, Estate of	87,500	875.00	
* CLIFFORD, JAMES M. & DONNA P.	123,400	1,234.00	
CLOUDMAN, TIMOTHY	38,000	380.00	
* CLOUTIER, GEORGE D	133,600	1,336.00	
* CLOUTIER, JODY A.	60,100	601.00	
CLOUTIER, MYLES A.	152,100	1,521.00	
* CLOWES, MARK A. & ROSEMARY A.	224,700	2,247.00	
* COBB, WILLARD S, JR	109,600	1,096.00	
Coca-Cola Southern Maine	0		8.00
COCHRANE, EDWARD M & JANET L	32,100	321.00	
COGNETTI, LYNN M & FRANK R	1,000	10.00	
COGNETTI, LYNN M & FRANK R	248,700	2,487.00	
COHEN, PAUL E & BONNIE D	273,500	2,735.00	
COITRONE, TIMOTHY J.	2,400	24.00	
COITRONE, TIMOTHY J.	700	7.00	
COLBY COLLEGE	331,300	3,313.00	
COLBY COLLEGE	3,800	38.00	
COLBY COLLEGE	408,800	4,088.00	
COLBY, ROBERT A. & CATHERINE B.	175,300	1,753.00	
COLE BROTHERS, DBA: TREES LTD.	85,600	856.00	
COLE REALTY	58,800	588.00	
COLE REALTY	654,100	6,541.00	
COLE REALTY	28,600	286.00	
COLE REALTY	60,700	607.00	
COLE REALTY	56,000	560.00	
COLE REALTY	60,200	602.00	
COLE REALTY	59,100	591.00	
COLE REALTY	57,400	574.00	
COLE REALTY	58,100	581.00	
COLE REALTY	59,800	598.00	
COLE REALTY	57,600	576.00	
COLE REALTY	58,800	588.00	
COLE REALTY	57,200	572.00	
COLE REALTY	57,600	576.00	
COLE, DALE	138,700	1,387.00	
COLE, DALE	54,100	541.00	
COLE, DALE & NANCY	17,000	170.00	
* COLE, DALE & NANCY	340,600	3,406.00	
COLE, DALE & NANCY	32,000	320.00	
COLE, DALE & NANCY	52,400	524.00	
COLE, DALE T.	700	7.00	
COLE, DALE T.	1,700	17.00	
COLE, DALE T. & NANCY J.	8,900	89.00	
* COLE, DELLA B	139,900	1,399.00	
* COLE, DONALD W.& ALANNA C.	163,600	1,636.00	

COLE, NANCY	8,400	84.00	
COLE, NANCY	30,800	308.00	
* COLE, SHARI L.	50,700	507.00	
COLE, WILLIAM	1,500	15.00	
* COLE, WILLIAM & LISA	137,900	1,379.00	
COLE, WILLIAM & NANCY	9,900	99.00	
COLE, WILLIAM & NANCY	17,300	173.00	
* & COLE, WILLIAM & NANCY	155,600	1,556.00	
COLE, WILLIAM & NANCY	4,700	47.00	
COLE, WILLIAM & NANCY	900	9.00	
COLEMAN, ANDREW, MARTIN & JANE	222,500	2,225.00	
* COLLIER, FLINT L. & SUSAN M.	141,700	1,417.00	
COLLIER, RAYMOND & ELAINE	109,500	1,095.00	
* COLLIER, RAYMOND & LAURALEI	258,500	2,585.00	
* COLLINS, GLENN & BROUGH, KATHERINE	316,600	3,166.00	
COLLINS, KIM	81,700	817.00	
* COLLINS, MICHAEL & KIMBERLY	174,900	1,749.00	
COLLINS, PAULA	57,500	575.00	
* COMSTOCK, PETER & EDNA	159,400	1,594.00	
CONARY, ROBERT A SR	58,100	581.00	
CONDON, HELEN V	600	6.00	
CONDON, HELEN V	64,000	640.00	
CONDON, HELEN V	600	6.00	
* CONDON, MICHELLE & BENJAMIN J.	207,400	2,074.00	
CONTI, ENRICO F & WILMA A	111,900	1,119.00	
* CONTI, PAUL A. & SHERRY A.	89,600	896.00	
CON-WAY INC, FKA CNF, INC	0		924.00
COOK, DANIEL J. & PAULA K.	170,100	1,701.00	
* & COOK, MICHAEL W. & COLLEEN S.	117,300	1,173.00	
* COOLEY, HAROLD D & SANDRA J	31,500	315.00	
COPENHAVER, JANIS; & AMOROSO,SUSAN	38,400	384.00	
COREY, GEORGE JR.	43,500	435.00	
COREY, GEORGE M. & PHYLLIS A.	44,700	447.00	
* COREY, GEORGE M. & PHYLLIS A.	120,700	1,207.00	
* CORMIER, DUANE R.	398,400	3,984.00	
CORMIER, JAMIE & KATIE	119,300	1,193.00	
* CORMIER, SHANNON & BRENDA	152,800	1,528.00	
* CORRIGAN, ZENO & MELISSA	214,600	2,146.00	
CORSON, TRAVIS L.	188,600	1,886.00	
CORWIN, DAVID S. & CAROL B.	284,000	2,840.00	
* COSGROVE, BERTHA	114,700	1,147.00	
COSGROVE, BERTHA L	153,700	1,537.00	
& COTE, JOAN	57,500	575.00	
* COTE, DONALD JR. & KAREN	208,700	2,087.00	
* COTE, DONALD SR & LORRAINE	166,200	1,662.00	

COULOMBE, MICHAEL	37,200	372.00
* COULOMBE, MICHAEL P & GAIL P	201,700	2,017.00
* COULOMBE, PETER & RAYLEEN	130,800	1,308.00
* COULOMBE, PHILIP & CONSTANCE	142,700	1,427.00
* COULOMBE, SYLVIA	96,600	966.00
COUTTS, SCOTT G &	159,400	1,594.00
* COUTURE, ANTHONY & KELLY	197,900	1,979.00
* & COUTURE, CHRISTINE & JOHN	110,400	1,104.00
* COUTURE, JOSEPH H III & MARY ANNE	174,700	1,747.00
COUTURE, JOSEPH W.	115,100	1,151.00
CRAIG, MICHAEL	34,100	341.00
CRAM, BRIAN C	35,800	358.00
* & CRAM, DUSTIN & RUTHANN	147,200	1,472.00
CROCHERE, DAVID	26,700	267.00
CROCKER III. CHARLES E. & JEREMY R.	122,900	1,229.00
CRONIN, JOLINE B & DANIEL T	152,400	1,524.00
* CROSS, PETER	59,000	590.00
* CROSS, VICTORIA	98,300	983.00
* CROTHERS, MARSHALL C. & CAROL A	98,800	988.00
CROWE, DARLENE	54,900	549.00
* & CROWE, DARLENE G. & GARY W.	176,300	1,763.00
* CROWLEY, KATHERINE A.	211,800	2,118.00
* CUMMINGS, BROOK & LAURIE L.	156,800	1,568.00
CUMMINGS, BROOK & LAURIE	62,300	623.00
* CUMMINGS, DAVID H.& EVELYN R.	74,800	748.00
CUMMINGS, HARLAND & NOELLA	25,900	259.00
* CUMMINGS, HARLAND S JR	178,400	1,784.00
CUMMINGS, HARLAND S.	25,600	256.00
* CUMMINGS, HARLAND S. & NOELLA F.	154,000	1,540.00
CUMMINGS, JANICE	66,900	669.00
CUMMINGS, JANICE M.	36,000	360.00
CUMMINGS, JASON	28,800	288.00
* CUMMINGS, KELLIE J.	148,500	1,485.00
* & CUMMINGS, LORRAINE	1,800	18.00
CUMMINGS, PATRICK & STANLEY C. JR.	48,400	484.00
* CUMMINGS, PATRICK S	106,100	1,061.00
* CUMMINGS, RICHARD A & PAMELA	91,300	913.00
* CUMMINGS, RICHARD A, JR	158,700	1,587.00
* CUMMINGS, ROBERT	123,600	1,236.00
CUMMINGS, RONALD & LINDA	140,600	1,406.00
CUMMINGS, RUSSELL F, RONALD H &	96,300	963.00
* CUMMINGS, RUSSELL F.& JANICE M.	247,700	2,477.00
CUMMINGS, RUSSELL F.,BROOK A.	11,400	114.00
* CUMMINGS, STANLEY & HOLLY M	93,700	937.00
CUMMINGS, STANLEY C. JR.	9,400	94.00

CUMMINGS, STANLEY JR.	9,400	94.00
CUMMINGS, TONY	28,100	281.00
CUNNINGHAM FAMILY TRUST	68,700	687.00
* CUNNINGHAM, DOUGLAS R.& PATRICIA	117,400	1,174.00
CUNNINGHAM, ERIC & NENA M.	186,000	1,860.00
* & CUNNINGHAM, KENNETH SR	14,900	149.00
* CUNNINGHAM, RUTH A.	145,300	1,453.00
* CURATO, HILDY	151,400	1,514.00
* CURRIE, SHAWN D. & LORI L.	184,700	1,847.00
CURRIE, SHAWN D. & LORI L.	44,700	447.00
CURRIER, GARTH	34,500	345.00
CUSHNER,TEMA, TRUSTEE OF TRUST	228,500	2,285.00
D.L. ELECTRIC, INC	29,400	294.00
DACHSLAGER, LUCILLE L.	289,900	2,899.00
DAMREN, JENNY R.	176,700	1,767.00
* DAMREN, LEO A. & PATRICIA J.	170,500	1,705.00
DANFORTH, DANNY W.	163,600	1,636.00
* DAUTEUIL, ALBERT & MARION	384,900	3,849.00
* DAVENPORT, FAYE	94,900	949.00
* DAVENPORT, STERLING T & EMILY E	91,400	914.00
* DAVIS, ANN	136,200	1,362.00
* DAVIS, DARYL L. & BETTY	107,800	1,078.00
DAVIS, DARYL L. & BETTY J.	25,600	256.00
DAVIS, DEAN &	93,700	937.00
* DAVIS, HEIDI	183,200	1,832.00
DAVIS, HELEN A	56,000	560.00
* DAVIS, JON M & BARBARA J	221,500	2,215.00
DAVIS, JON M JR	167,900	1,679.00
* DAVIS, SCOTT D. & HELEN A.	203,900	2,039.00
* DAWES, CRAIG A. & DIANNE M.	92,800	928.00
* DAY, JEREMY D & TANAYA N	215,700	2,157.00
* & DEANE, TIMOTHY A	215,500	2,155.00
* DEBLOIS, JEAN & BETTY A.	179,600	1,796.00
DEBLOIS, TODD E.	278,200	2,782.00
* DECHAINED, PATRICK	117,000	1,170.00
DECHAINED, SUSAN &	62,300	623.00
DECKER, JAMES R	118,000	1,180.00
* DEERING, CABOT	141,900	1,419.00
DEERING, MARK C & JENNIFER H	207,200	2,072.00
* DELONG, CRAIG O.& ANITA L.	120,400	1,204.00
* DEMERITT, MARTHA L. & DANIEL C.	200,600	2,006.00
DEMOSTHENES, DEBORAH & JAMES	300,100	3,001.00
DEMOSTHENES, DEBORAH & JAMES	8,500	85.00
* DEMPSKI, JULIAN C, JR	227,700	2,277.00
DEROCHER, FREDERICK A	126,200	1,262.00

DESJARDIN, ANGELA M	138,000	1,380.00	
DESMOND, MARK	80,700	807.00	
* & DESROSIER, GEORGE H.	34,100	341.00	
DESROSIERS, STEPHEN M.	311,100	3,111.00	
* DESVEAUX, GARY	50,200	502.00	
DEWITT, CHARLES E.M.	174,300	1,743.00	
* DEWITT, JOHN D & SARAH A	141,500	1,415.00	
* DIBENEDITTI, WILLIAM N.	159,100	1,591.00	
* DICK, ERIC	580,100	5,801.00	
DICK, RICHARD T.	672,200	6,722.00	
DICKEY, TIMOTHY A & CHERYL L	131,500	1,315.00	
DiCONZA, JOHN M &	93,200	932.00	
DiCONZA, JOHN M &	199,600	1,996.00	
DIEHL, LEANN R.	38,500	385.00	
DIONNE, ANDREW J. & MARY A.	228,300	2,283.00	
DIRECTV, INC	0		328.00
DISH NETWORK, LLC	0		205.00
* DIX, GINNA	137,700	1,377.00	
DIXON, DOUGLAS P.	181,400	1,814.00	
* DODGE, THOMAS W. & MARIE A.	165,300	1,653.00	
DOIRON, KAREN	146,400	1,464.00	
DORE, CLARENCE, ESTATE OF	288,500	2,885.00	
DORE, RICHARD A. & EDITH B.	114,300	1,143.00	
* DORVAL, ELWOOD & JEANNETTE	143,200	1,432.00	
DORVAL, PAUL A.	0		58.00
DORVAL, PAUL A.	209,300	2,093.00	
DOSTIE, AARON P & STACY M	216,200	2,162.00	
* DOSTIE, BARBARA J M & GREGORY A	191,900	1,919.00	
* DOSTIE, BEATRICE	139,700	1,397.00	
DOSTIE, CHERYL L.	338,300	3,383.00	
DOSTIE, GABRIEL	7,200	72.00	
DOSTIE, GABRIEL	20,700	207.00	
DOSTIE, GABRIEL V.	3,200	32.00	
* & DOSTIE, GABRIEL V.	290,100	2,901.00	
* DOSTIE, MARC A. & JEAN M.	172,900	1,729.00	
DOSTIE, SUSAN	62,900	629.00	
* DOSTIE, WILLIAM & SANDRA	106,300	1,063.00	
* DOSTIE-SMITH, JACQUELINE &	116,000	1,160.00	
* DOUCETTE, BLAIR A & STACY L.	120,700	1,207.00	
* DOUCETTE, JACQUELINE	142,100	1,421.00	
DOUCETTE, JACQUELINE	1,400	14.00	
DOUGLAS, ROCKY E	340,000	3,400.00	
DOUGLASS, JULIE R.	217,500	2,175.00	
* DOUGLASS, JULIE R.	190,100	1,901.00	
* DOUGLASS, KENNETH & LOIS	122,600	1,226.00	

* DOUGLASS, KEVIN M & DANIELLE L	147,000	1,470.00
* DOUIN FAMILY TRUST	211,700	2,117.00
* DOUIN, JACQUELINE	125,200	1,252.00
DOUIN, KENNETH	33,200	332.00
* DOUIN, KENNETH M. &	170,100	1,701.00
* DOUIN, LARRY H. & SHIRLEY A.	132,000	1,320.00
* DOUIN, NORMAN & ELSIE	128,600	1,286.00
DOUIN, RODNEY	2,700	27.00
DOUIN, RODNEY	22,700	227.00
* DOUIN, RODNEY	143,400	1,434.00
* & DOWNE, RICHARD A.	94,400	944.00
* DOWNES, PHILIP & PATRICIA	182,333	1,823.33
* DOWNING, LORA S. & ARTHUR T.	170,200	1,702.00
* DOYON, MICHAEL R. & ELIZABETH	141,300	1,413.00
* DOYON, PETER & YEATON, PAMELA	128,800	1,288.00
* DRAKE, DARYL & ELLEN J	134,900	1,349.00
* & DRAKE, KENNETH & SANDRA	331,600	3,316.00
DRAKE, KENNETH & SANDRA	26,500	265.00
DRAKE, ZELMA R, TRUSTEE, DRAKE FAMILY	26,500	265.00
* DRAKE, ZELMA R, TRUSTEE, DRAKE FAMILY	157,700	1,577.00
* DRESCH, ARLINE I. & SAGE, THEODORE W.	196,300	1,963.00
DUBE, JACOB	3,500	35.00
* DUBE, JACOB	200,600	2,006.00
DUBE, LOUISE	13,500	135.00
* DUBE, MICHAEL L. & LOUISE E.	204,600	2,046.00
* DUBE, ROBERT JR & SARAH	166,800	1,668.00
* & DUBE, ROGER L. SR.	59,600	596.00
* DUBOIS, KEITH & LAUREN	205,700	2,057.00
* & DUBOIS, ROBERT & SHARON	93,900	939.00
* DUBOIS, ROSE M.& JONATHAN	140,800	1,408.00
DUDLEY, CHRISTINE A & FRED E	22,900	229.00
* DUDLEY, CHRISTINE A & FRED E	126,100	1,261.00
* DUDLEY, JAMES F & BARBARA	137,500	1,375.00
DUDLEY, JAMES F. & BARBARA	37,500	375.00
* DUDLEY, JOEL & KELLIE A	147,200	1,472.00
* DUDLEY, ROBERT A. JR. & SUSAN J.	146,400	1,464.00
* DUFFY-MORIN, ELISE	165,300	1,653.00
* DUGAL, BRENT R. & MELISA G.	250,000	2,500.00
* DULAC, RONALD G.	99,300	993.00
DUMONT, DAVID & NANCY	24,200	242.00
DUMONT, DAVID & NANCY	27,900	279.00
* DUMONT, DAVID & NANCY	224,900	2,249.00
DUMONT, DAVID & NANCY	29,600	296.00
DUMONT, DAVID & NANCY	300	3.00
DUMONT, DAVID A. & NANCY A.	62,200	622.00

DUMONT, DAVID L. & VERONICA A.	110,600	1,106.00	
DUNCAN, RICHARD E. & CAROLEE W.	159,400	1,594.00	
* DUNHAM, BRUCE W & DORIS L	108,400	1,084.00	
* DUNLAP, HAROLD & SHIRLEY	134,500	1,345.00	
DUPERRY, DONALD R.	44,600	446.00	
DUPERRY, DONALD R.	47,800	478.00	
* DUTILL, CARL L. JR.& VICTORIA M	111,900	1,119.00	
* DYER, HOWARD W. JR.	85,600	856.00	
DYER, RANDALL & DOLORES	161,900	1,619.00	
E & M ROSSIGNOL, LLC	66,400	664.00	
EASLER, JAMES D.	133,500	1,335.00	
* EASLER, STEVEN	104,000	1,040.00	
EASLER, STEVEN	36,700	367.00	
EASLER, STEVEN	94,400	944.00	
EASTON, CABOT & RUBY TRUSTEES	225,500	2,255.00	
ECCLES, MARILYN & HUDSON, CYNTHIA	17,700	177.00	
* ECCLES, MARILYN & HUDSON, CYNTHIA	282,700	2,827.00	
ECHOSTAR SATELLITE LLC	0		174.00
* EDDY, THOMAS S. & JOYCE	163,100	1,631.00	
EDGEComb, VICTOR & EUGENE SR &	36,300	363.00	
EDGEComb, VICTOR A	89,400	894.00	
EDMAN, JEREMY D. & REBECCA A.	140,100	1,401.00	
EGO, WAYNE	26,900	269.00	
ELAVON	0		15.00
ELIAS, ROCHID & ELIAS, JODY WEBBER	36,600	366.00	
ELIAS, ROCHID & JODY	36,700	367.00	
ELIAS, ROCHID J & JODY W	85,000	850.00	
* ELIAS, ROCHID J. & JODY	213,800	2,138.00	
ELIAS, ROCHID J. & JODY W	49,600	496.00	
ELIAS, ROCHID J. & JODY W	195,700	1,957.00	
* ELKIN, PAUL R. & KAREN K	278,200	2,782.00	
* ELLSWORTH, EUGENE & MARY ANN	95,000	950.00	
* & EMERSON, ROBERT	126,800	1,268.00	
* EMMONS, RYAN W.	142,700	1,427.00	
ERICKSON, BONNIE K 2011 REVOCABLE TRI	128,600	1,286.00	
* ERICSON, MARGARET D.	184,100	1,841.00	
ERNST, CHRISTOPHER LENARDSON, RACHE	144,700	1,447.00	
* ERSKINE, ERIC P. & ANDREA	182,300	1,823.00	
* ERSKINE, LOUISE A & MICHAEL A	147,800	1,478.00	
* ESKELUND, RICHARD &	300,700	3,007.00	
* ESTABROOK, DANA A. & JANET E.	130,500	1,305.00	
* ESTES, ROBERT A. JR. & SHARON	190,800	1,908.00	
* ETTINGER, DAVID	197,700	1,977.00	
* EUGLEY, DOUGLAS M & COLLEEN A	174,700	1,747.00	
* EVANS, AMY E. & JAMIE R.	121,000	1,210.00	

* EVANS, CAROLE	170,100	1,701.00	
EZZY, GEORGE R. & SHIRLEY ELAIS	4,500	45.00	
EZZY, GEORGE R. & SHIRLEY ELAIS	279,000	2,790.00	
EZZY, JULIE A. & PAYNE, JEREMY N.	159,800	1,598.00	
EZZY, PETER & JANE	46,600	466.00	
FAIRFIELD, MARK	90,600	906.00	
FAIRFIELD, MATTHEW H.	44,500	445.00	
FAIRFIELD, MICHAEL	117,000	1,170.00	
* FAIRFIELD, TIMOTHY	45,600	456.00	
FAIRFIELD, TIMOTHY J.	29,800	298.00	
FAIRFIELD, TIMOTHY J.	8,500	85.00	
FAIRFIELD, TIMOTHY J.	37,500	375.00	
FAIRPOINT NEW ENGLAND	0		10.00
FAIRPOINT NEW ENGLAND	200	2.00	
FAIRPOINT NEW ENGLAND	19,600	196.00	
FAIRPOINT NEW ENGLAND	58,900	589.00	
FAIRPOINT NEW ENGLAND	136,400	1,364.00	
FARBER, BARRY & SUSAN	315,300	3,153.00	
* FARNHAM, DONALD C & MARTHA C	61,800	618.00	
* FARNHAM, DONNA	41,500	415.00	
* FARNHAM, JONATHAN	123,800	1,238.00	
* FARNSWORTH, SHAWN A. & TAMI L.	175,600	1,756.00	
FARQUAR, DOUGLAS MAINE SEPARATE PRC	5,100	51.00	
FARQUHAR, CYNTHIA LIFE ESTATE	7,100	71.00	
FARQUHAR, CYNTHIA LIFE ESTATE	52,400	524.00	
FARQUHAR, CYNTHIA LIFE ESTATE	2,600	26.00	
FARQUHAR, CYNTHIA LIFE ESTATE	40,000	400.00	
FARQUHAR, CYNTHIA LIFE ESTATE	35,300	353.00	
* FARRAR, TIMOTHY J. & RHONDA D	199,600	1,996.00	
* FARRELL, JASON R & KRISTI R	251,300	2,513.00	
FARRINGTON, C. FREDERICK &	263,000	2,630.00	
* FAY, JEFFERY E. & LINDA	289,500	2,895.00	
FAY, JEFFREY E. & LINDA A.	41,700	417.00	
FECK ASSOCIATES	165,900	1,659.00	
FECK ASSOCIATES	57,300	573.00	
FECK ASSOCIATES	28,000	280.00	
FECK ASSOCIATES	777,800	7,778.00	
* FECTEAU, ALAN & STEPHANIE	103,600	1,036.00	
* FENWICK, CARL R LIVING TRUST &	314,400	3,144.00	
FENWICK, CHRISTOPHER J & SARA B	160,000	1,600.00	
FENWICK, TODD J. & MELISSA	103,300	1,033.00	
* FERGUSON, LOUIS E. & SARAH J	172,700	1,727.00	
* FERLAND, JAMES & VERNA	215,500	2,155.00	
* FERRAN, JOAN T	149,700	1,497.00	
FIDLER, WILLIAM P. SHARON R.	149,600	1,496.00	

* FIELD, LEE & HEIDI	154,000	1,540.00
FIELDS, DANA L. & GLENNIS B.	163,000	1,630.00
FIOLA, MONIQUE	317,600	3,176.00
FIOLA, THOMAS J. & MONIQUE	35,600	356.00
* FIOLA, THOMAS J. & MONIQUE	193,000	1,930.00
* FISCHETTI, MICHAEL & CAROLINN	169,400	1,694.00
* FISH, ALAN & JOYCE	134,800	1,348.00
* FISH, DANIEL S & NATALIE M	167,400	1,674.00
* FISH, DAVID & EVELYN	125,500	1,255.00
* FISH, DOUGLAS M & TRICIA A	167,200	1,672.00
* FISH, KEVIN E & DENISE D	96,600	966.00
FISH, KIMBERLY	31,600	316.00
FISH, KIMBERLY A	138,100	1,381.00
* FISHER, TEDD C & JOYCE A	156,400	1,564.00
* & FITZHERBERT, RICHARD W.	328,900	3,289.00
* FLEMING, MICHAEL P	197,300	1,973.00
FLETCHER, JEANETTE	67,900	679.00
FLETCHER, TODD H & CYNTHIA E	19,700	197.00
FLETCHER, TODD H & CYNTHIA E	25,200	252.00
FLETCHER, TODD H & CYNTHIA E	59,600	596.00
* FLETCHER, TODD H. & CYNTHIA E.	177,700	1,777.00
* FLEURY, DAVID & NANCY REVOCABLE TRUS	615,000	6,150.00
* FLINT, ANDREW C.	177,800	1,778.00
FOLGER, DAVID	119,500	1,195.00
FOLGER, JAYNE C.	7,400	74.00
* FOLGER, JEFFERY L & JAYNE C	136,500	1,365.00
FOLGER, JEFFREY L	28,000	280.00
FOLGER, JEFFREY L & JAYNE C	64,500	645.00
FOLGER, JEFFREY L & JAYNE C	56,900	569.00
* FONTAINE, LOUIS R & CHERYL W	179,000	1,790.00
* & FORTIN, JOSEPH LEO & DOCILE R.	90,800	908.00
* FORTIN, JOSEPH R. & BERNADETTE S	85,000	850.00
FORTIN, KEVIN & SHANNON	141,100	1,411.00
* FORTIN, TERRY J. & SHARON	232,700	2,327.00
* FORTIN, VINCENT &	274,400	2,744.00
FORTUNATO, MICHAEL	192,200	1,922.00
FOSS, ROBERT F.	200	2.00
* FOSSETT, SCOTT E	65,500	655.00
* FOSTER, ALLEN J. & JEANNE C.	221,400	2,214.00
FOTTER, GLENWOOD S & JANET M	224,700	2,247.00
FOUGERE, KEVIN & AMY	118,400	1,184.00
FOUGERE, KEVIN & AMY	53,600	536.00
* FOURNIER, DONALD & AMY	187,900	1,879.00
* FOWLER, LAURIE L. & SCOTT A	119,000	1,190.00
FOX, KRISTIN L. & GILLIAN, KELLY L.	166,900	1,669.00

FOYE, PHYLLIS LIFE ESTATE	59,800	598.00
FOYE, THOMAS & SHAWNA	133,800	1,338.00
FOYE, THOMAS & SHAWNA	195,000	1,950.00
FOYE, THOMAS & SHAWNA	168,400	1,684.00
FOYE, THOMAS & SHAWNA	34,300	343.00
FOYE, THOMAS & SHAWNA	159,400	1,594.00
FOYE, THOMAS & SHAWNA	161,800	1,618.00
FOYE, THOMAS & SHAWNA	167,700	1,677.00
FOYE, THOMAS O & SHAWNA L	300	3.00
FOYE, THOMAS O. & SHAWNA	175,400	1,754.00
FRANCK, SUSAN K	38,700	387.00
FRANKEL, ALAN M.	199,700	1,997.00
* FRASCA, THOMAS & LYNN A.	289,900	2,899.00
* FRASER, RICHARD L. & HEIDI M.	114,300	1,143.00
FREDETTE, LEON V. & MARGARET	33,600	336.00
FREDETTE, LEON V. & MARGARET	48,500	485.00
* & FROST, CHARLENE & JEFFERY	198,200	1,982.00
* FROST, DARLA J.	96,400	964.00
FURBUSH, ARCHIE & SANDRA	197,100	1,971.00
FURBUSH, JAMES L.	142,500	1,425.00
* FURBUSH, ROBERT A. & CATHERINE G	36,200	362.00
* FURROW, HELEN B.	58,600	586.00
FUSCO, ALPHONSE	65,500	655.00
FUSCO, ALPHONSE	123,500	1,235.00
G & G PROPERTIES, LLC	917,400	9,174.00
G & G PROPERTIES, LLC	336,400	3,364.00
GABOURY, RICHARD R.	240,600	2,406.00
GAGNE, MATTHEW	44,700	447.00
* GAGNE, DOUGLAS & DIANE	157,600	1,576.00
* & GAGNE, TERRENCE & *HATCH-GAGNE, KAR	287,100	2,871.00
* GAGNE, THERESA M.	479,900	4,799.00
GAGNE, TODD A. & SHARON	213,400	2,134.00
* GAGNE, WANDA S	179,600	1,796.00
* GAGNON, ALFRED & BETH	224,600	2,246.00
* GAGNON, ANDREA	142,100	1,421.00
* GAGNON, CARROLL	266,800	2,668.00
GAGNON, GEORGE HEIRS OF	155,300	1,553.00
* GAGNON, JASON D & TRICIA	209,800	2,098.00
GAGNON, JASON D.	33,000	330.00
GAGNON, JEFFERY A. & TAMMY L.	52,500	525.00
* GAGNON, JEFFREY & BARBARA	143,300	1,433.00
GAGNON, JEFFREY & KRISTIN	217,700	2,177.00
GAGNON, JEFFREY A.	50,000	500.00
GAGNON, THOMAS	30,600	306.00
GAGNON, TIMOTHY	132,900	1,329.00

GAGNON, WILLIAM R & MARCY	31,800	318.00	
* GAINARD, GLORIA	86,000	860.00	
* & GALLAGHER, DONALD	99,800	998.00	
* GALLANT, SHARON	187,100	1,871.00	
GAMMANS, JONATHAN & MAURA	194,700	1,947.00	
* GARAND, PATRICK L	126,500	1,265.00	
GARDELLA, RANDY L & SARAH B	209,500	2,095.00	
GARDINER, CONRAD R.	53,900	539.00	
* GARDNER, LORI J. & REDMOND, KEVIN J	150,800	1,508.00	
* GARLAND, RICHARD & LAURIE	123,500	1,235.00	
GARRETT, ROBERT L & PEGGY A	162,900	1,629.00	
GAUDET, JOHN	83,000	830.00	
* & GAUDET, JOHN R	252,800	2,528.00	
* GAY, FREDERICK R, JR & TISHA B	112,600	1,126.00	
GE Capital Information Tech Solu	0		65.00
GEMERY, HENRY	137,500	1,375.00	
* & GEMERY, HENRY & PAMELA	179,500	1,795.00	
GEMERY, HENRY & PAMELA	168,000	1,680.00	
GEMERY, PAMELA	137,500	1,375.00	
GENEST, KEITH P & HEATHER E	151,000	1,510.00	
* GENEST, ROBERT & SACHA	205,300	2,053.00	
* GEORGE, JOHN S. & GAIL M.	226,000	2,260.00	
* GERTLOFF, ARTHUR E. & RACHEL P.	111,600	1,116.00	
* GESTWICKI, ANNETTE P	93,700	937.00	
* GETCHELL, ROXY A.	121,300	1,213.00	
GIBBS, ANDREW D. & SHARON A.	294,700	2,947.00	
* GIFFORD, SHANNON	122,600	1,226.00	
* GILBERT, ANGELA M	58,000	580.00	
GILBERT, DEBRAH ANN	186,000	1,860.00	
* GILBERT, DIANE C. LIBBY	119,900	1,199.00	
GILBERT, DONALD & LOIS	268,200	2,682.00	
* GILBERT, DONALD G. & LOIS L.	209,600	2,096.00	
GILBERT, GARY P & LISA	64,100	641.00	
* GILBERT, JOAN	119,500	1,195.00	
* GILBERT, JOSEPH L &	204,900	2,049.00	
GILBERT, ROBERT L & LINDA L	103,400	1,034.00	
& GILE, HERMON E. & CAROLYN D.	132,800	1,328.00	
GILLES, ANN & NORMAN	173,100	1,731.00	
GILLES, ANN L. & NORMAN	43,600	436.00	
* GILLEY, MICHAEL & CARLA	120,900	1,209.00	
* GILMAN, LAWRENCE G, JR.	564,800	5,648.00	
GILMORE, PETER J &	88,400	884.00	
GIROUX, DAVID	148,400	1,484.00	
GIROUX, JEFFREY A. & CYNTHIA R.	8,200	82.00	
GIROUX, NORMA & PAUL	202,900	2,029.00	

GIROUX, NORMA E.	241,000	2,410.00	
GIROUX, TIMOTHY A & DEBORAH A	169,600	1,696.00	
* GLEASON, EDWARD E. & LISA A.	172,900	1,729.00	
GLEASON, EVAN & VERNA	20,100	201.00	
GLEASON, EVAN & VERNA	45,900	459.00	
GLIDDEN, AIMEE J.	253,900	2,539.00	
GLINES, BERT & CAROL	2,200	22.00	
GOFF, ALBERT J.	160,900	1,609.00	
* GOFF, EDWARD & BERNADETTE	56,800	568.00	
GOFF, JAMES M & DENISE	166,000	1,660.00	
* GOFF, LENDALL & WYNNE J.	340,200	3,402.00	
* GOGUEN, ROLAND E. & SANDRA J.	111,000	1,110.00	
GOLBEY, ROBERT B. & MONICA HUNT	354,600	3,546.00	
* GOLDEN, SUSAN H.	376,000	3,760.00	
GOLDING, BETH	30,000	300.00	
GOLDING, PETER	8,900	89.00	
* GOLDING, PETER A. & BETH K.	303,900	3,039.00	
* GOMEAU, DAVID L, JR.	117,300	1,173.00	
GOOCHER, MICHELLE	162,700	1,627.00	
* & GOOD, RICHARD L	150,700	1,507.00	
GOODHEART, RONALD S	177,100	1,771.00	
GOODHUE TRUST, CLINTON & PATRICIA	43,400	434.00	
GOODHUE TRUST, CLINTON & PATRICIA	83,200	832.00	
GOODHUE TRUST, CLINTON & PATRICIA	3,400	34.00	
GOODHUE TRUST, CLINTON & PATRICIA	7,900	79.00	
GOODHUE TRUST, CLINTON & PATRICIA	15,500	155.00	
GOODHUE TRUST, CLINTON & PATRICIA	295,700	2,957.00	
GOODHUE TRUST, CLINTON & PATRICIA	56,600	566.00	
GOODHUE TRUST, CLINTON & PATRICIA	35,000	350.00	
GOODHUE TRUST, CLINTON & PATRICIA	41,900	419.00	
GOODHUE, CLINTON	14,500	145.00	
GOODHUE, CLINTON	296,000	2,960.00	
GOODHUE, GREGORY	136,100	1,361.00	
* GOODNO, CECILE	117,200	1,172.00	
GOODRICH, JUSTIN L & CHEYENNE M	25,400	254.00	
* GOODRICH, RANDY J. & LISA M.	153,200	1,532.00	
GOODRICH, ROBERT A. & MAUREEN F.	170,900	1,709.00	
GOOLDRUP, RICHARD P. & MARJORIE S.	164,900	1,649.00	
GOP, CECILE A. & WILLIAM J. & *ROOSA,RI	10,500	105.00	
GORDON, KIMBERLEY	141,500	1,415.00	
* GORNEAU, VICTOR J.	108,200	1,082.00	
* GOSSELIN, PETER & SUSAN	174,900	1,749.00	
GOSSELIN, RYAN	104,600	1,046.00	
GOSSELIN, SUSAN G.	31,200	312.00	
GOULD, BERNARD & SOPHIE	860,400	8,604.00	

GOULD, MARK E.	56,500	565.00	
GOULD, MARK E.	102,500	1,025.00	
* GOULD, MARK E.	161,300	1,613.00	
GOULET, KELLY A.	70,700	707.00	
GOW, MARK	25,700	257.00	
GOW, MARK A	88,800	888.00	
* GRAHAM, LINDA & DAVID	6,600	66.00	
GRAHAM, THEODORE W JR	188,900	1,889.00	
* GRANT, ANDREW N. & KARA L.	286,300	2,863.00	
GRANT, BOBBIE-JO L. & JOSHUAJ.	201,100	2,011.00	
* & GRANT, GARY & CONSTANCE	150,300	1,503.00	
GRANT, PETER E & GREENE, REBECCA S	208,400	2,084.00	
* GRAVES, GERALD & DARLENE	15,300	153.00	
GRAVES, MARIE H.	69,000	690.00	
* GRAVES, MARIE H.	168,900	1,689.00	
GRAVES, MARIE H. & GERALD	1,300	13.00	
GRAVES, MARIE H. & GERALD	21,900	219.00	
GRAVES, NEIL N	150,600	1,506.00	
GRAYHAWK LEASING, LLC	0		61.00
* & GREELY, ROBERT E. & FRANCES B.	209,800	2,098.00	
* GREEN, DIANE S & HOWARD DALE	103,200	1,032.00	
GREEN, DIANE S & HOWARD DALE	169,800	1,698.00	
GREEN, HOWARD D II	0		4.00
* GREENACRE, DAVID E. & KAREN Y	155,700	1,557.00	
* GREENE, JACQUELINE S.	75,400	754.00	
GREENE, RICHARD & CATHY	189,200	1,892.00	
GREENLEAF, JASON P & MARY F	220,500	2,205.00	
* GREGOIRE, JOHN E.	123,100	1,231.00	
* GREGOIRE, PAUL D.	122,500	1,225.00	
* GRENIER, JEFFRY & ALETA	169,400	1,694.00	
GRIFFIN, DEBORAH	18,500	185.00	
GRIGNON, CHRISTOPHER R.	44,400	444.00	
* GRIMSHAW, SEAN M.	107,700	1,077.00	
GTP ACQUISITION PARTNERS II LLC	110,200	1,102.00	
GTP ACQUISITION PARTNERS II LLC	103,500	1,035.00	
GUARINO, KELLIE A. & MICHAEL T.	175,000	1,750.00	
* GUERRETTE, PAUL J & CARRIE D	214,200	2,142.00	
* GUILMETTE, EDWARD E.	65,800	658.00	
GUIMOND, VIC	197,600	1,976.00	
* GURA, MARY ELLEN	112,200	1,122.00	
GURNEY, CATHERINE	308,300	3,083.00	
GURNEY, DONALD J. INC.	134,200	1,342.00	
GURNEY, JOAN & EUGENE A.	92,700	927.00	
GURNEY, RONALD	5,900	59.00	
GURNEY, RONALD & ANN	122,200	1,222.00	

GUSACK, MARK D & BONAVY U	48,700	487.00
HACHEY, STACEY	73,100	731.00
* HAISCH, RICHARD A, TRUSTEE	364,700	3,647.00
HALL, DEAN W. & LINDA J.	28,800	288.00
HALL, DEAN W. & LINDA J.	186,700	1,867.00
* HALL, KENDRA & JOHN	114,800	1,148.00
HALL, LANA & EDWIN	66,800	668.00
* HALL, LINWOOD & JANE K	193,100	1,931.00
HALL, STEWART C & ERIKA J	185,000	1,850.00
HALL, TRISH L & GALLANT, MICHAEL A	118,400	1,184.00
HALLEE, THEODORE	288,000	2,880.00
HALLEE, TIMOTHY & LAUREN S.	224,900	2,249.00
HALLISEY, BRIAN J & MITCHELL-HALLISEY, I	92,600	926.00
* HAMILTON, REBECCA L.	59,100	591.00
* HAMLIN, KATHERINE L.& PHILLIP L.	187,300	1,873.00
* HAMLIN, TREVOR E & ERIKA L	113,400	1,134.00
* HAMLIN, VIOLET A.	70,400	704.00
HAMMOND, DAVID	48,600	486.00
* HAMMOND, DAVID S	382,500	3,825.00
HAMMOND, GARY L. & MARTHA J.	224,300	2,243.00
* HAMMOND, GARY L. & MARTHA J.	347,500	3,475.00
HANDLEY, CRAIG F. &	179,600	1,796.00
HANDLEY, ERIC A.	142,700	1,427.00
* HANNES, MARIA	119,200	1,192.00
HANNING, RAYMOND G & EILEEN S	115,300	1,153.00
HANSCOM, DOROTHY	191,500	1,915.00
* & HANSCOM, DOROTHY	152,000	1,520.00
* HANSEN, JEFFREY S. & FAITH L.	125,800	1,258.00
HANSON, CHRIS & TANIA	112,500	1,125.00
HANSON, JEFFREY & DONNA	35,000	350.00
* & HARDCASTLE, ALAN & BIRGIT	109,600	1,096.00
HARDE, GORDON & CLARA	41,900	419.00
* & HARDE, GORDON & CLARA	164,600	1,646.00
HARDE, MICHAEL B & DARLENE D	58,100	581.00
HARGROVE, JASON K. &	215,600	2,156.00
* HARGROVE, JASON K. & ROBIN R.	150,900	1,509.00
HARLAN, MARALEE & HARRY	327,100	3,271.00
HARLAN, MARALEE & HARRY	29,400	294.00
HARMS, JOHN H.	192,900	1,929.00
HARMS, JOHN H.	63,300	633.00
HARMS, JOHN H.	29,100	291.00
HARRIS, BRUCE A. & LORRAINE V.	670,000	6,700.00
HARRIS, BRUCE A. & LORRIANE V.	32,800	328.00
HART, DENISE M. & RANDALL H.	175,000	1,750.00
HARTFORD, DARREN	218,700	2,187.00

* HARTIGAN, MARIE S.	155,000	1,550.00	HIGGINS, JEFFREY A. & RAYOLA A.	35,500	355.00
HARTUNG, DALLAS L. & EMILY	39,800	398.00	HIGGINS, KEVIN L. & SMITH, JAMIE	78,400	784.00
HARTUNG, DALLAS L. & EMILY	123,100	1,231.00	* & HIGGINS, LARRY G. & CHARLOTTE	117,800	1,178.00
HASKELL, CHAD & BECKY	238,100	2,381.00	* HILL, TOMMY E. & LETA J.	162,300	1,623.00
HASKELL, DAVID	34,900	349.00	* HILLMAN, BRUCE J. & JANE G.	219,300	2,193.00
* HASKELL, DAVID & PATRICIA	141,100	1,411.00	HILLMAN, FRANK & & VALERIE E.	80,900	809.00
HASKELL, JAMES & NANCY	38,300	383.00	* HINTON, HEATHER S.	137,300	1,373.00
* HASKELL, JAMES D & NANCY E	161,800	1,618.00	* HITE, GEORGE A. & YVONNE A.	167,500	1,675.00
HASKELL, MICHAEL N.	1,800	18.00	* HOEL, THOMAS P & LAUREL ANN	112,500	1,125.00
HASKELL, NORMAN & EMELDA	16,400	164.00	HOEL, THOMAS P.	30,100	301.00
HASKINS, RICHARD & BARBARA	29,200	292.00	* & HOLLAND, HENRY& HUMPHREY, HAROLD	275,500	2,755.00
* HASKINS, RICHARD & BARBARA	214,800	2,148.00	* HOLT, EARL D. II	146,200	1,462.00
HATT, DAVID F., JR	128,700	1,287.00	HOPPER, CHRISTOPHER	223,500	2,235.00
HEALY, GEORGE	25,100	251.00	HORTON, GEORGE D. JR	73,000	730.00
* HEATH, THOMAS & KATHLEEN	185,000	1,850.00	* HOWARD, JAMES	198,100	1,981.00
* HECKMAN, SYLVIA	91,000	910.00	HOWE, CATHERINE M.	103,800	1,038.00
* & HELM, WILLIAM JR	129,200	1,292.00	* HOWE, STEVEN E. & CRYSTAL L.	83,500	835.00
* HENDERSON, WAYNE P & HAZEL B	167,400	1,674.00	HOYLE, SHAWN B & NICOLA B.H.	125,200	1,252.00
HENDSBEE, RICHARD	404,100	4,041.00	HOYLE, SHAWN B. & NICOLA B.	196,100	1,961.00
HENNING, KAREN & MICHAEL	193,700	1,937.00	* HUARD, JOSEPH	115,800	1,158.00
HERITAGE DEVELOPMENT PROPERTIES	29,800	298.00	HUBBARD, BARBARA J & MICHAEL A	172,700	1,727.00
HERITAGE DEVELOPMENT PROPERTIES	31,200	312.00	HUGHES, MICHELLE	178,500	1,785.00
HERITAGE DEVELOPMENT PROPERTIES	28,600	286.00	HUGHES, MICHELLE	28,000	280.00
HERITAGE DEVELOPMENT PROPERTIES	28,700	287.00	HUGHES, TERRENCE G. & CHARLOTTE	129,200	1,292.00
HERITAGE DEVELOPMENT PROPERTIES	29,400	294.00	HUME, DOROTHY C.	179,900	1,799.00
HERITAGE DEVELOPMENT PROPERTIES	29,000	290.00	* HUME, H. ALAN & DOROTHY C.	444,300	4,443.00
HERITAGE DEVELOPMENT PROPERTIES	28,700	287.00	* HUMPHREY, WALLACE JR. & CONSTANCE	135,400	1,354.00
HERITAGE DEVELOPMENT PROPERTIES	28,600	286.00	* HUNT, PHILIP J. & LORI A.	50,400	504.00
HERITAGE DEVELOPMENT PROPERTIES	28,700	287.00	HUNTER, MARJORIE	30,000	300.00
HERITAGE DEVELOPMENT PROPERTIES	64,500	645.00	HUNTER, MARJORIE	22,900	229.00
HERITAGE DEVELOPMENT PROPERTIES	28,500	285.00	HUNTER, MARJORIE	8,900	89.00
HERITAGE DEVELOPMENT PROPERTIES	28,600	286.00	* HURTUBISE, JUDI	232,700	2,327.00
HERITAGE DEVELOPMENT PROPERTIES	28,600	286.00	* HUTCHINSON, BEATRICE M.	75,200	752.00
HERITAGE DEVELOPMENT PROPERTIES	29,400	294.00	* HUTCHINSON, JANICE MITTON	109,300	1,093.00
* HERSOM, CHERYL S. & CHARLES M	138,400	1,384.00	IENG, CHHAY K. & YOEUEN P.	38,600	386.00
HERSOM, JOHN B. & ROBERTA E.	205,500	2,055.00	ILS PROPERTIES	550,700	5,507.00
HERZING, MICHELLE	64,500	645.00	ILS PROPERTIES	0	89.00
* & HEWETT, AUDREY	121,700	1,217.00	IRELAND PEAT*C/O JOEL POOLER	11,000	110.00
HEWETT, AUDREY	35,700	357.00	IRELAND PEAT*C/O JOEL POOLER	51,300	513.00
* HEWETT, ERIC J	104,200	1,042.00	* IRELAND, JEFFREY A	69,500	695.00
* HEWEY, ALDEN & MARY	171,300	1,713.00	* IRELAND, WAYNE & SUSAN	168,300	1,683.00
HIBBARD, JULIE	35,100	351.00	ISBISTER, FREDERICK	245,500	2,455.00
HIGGINS CONSTRUCTION, INC.	45,500	455.00	* ISBISTER, FREDERICK	352,000	3,520.00
* HIGGINS, JAMES	119,400	1,194.00	ISBISTER, FREDERICK E.	177,200	1,772.00
HIGGINS, JEFFREY A. & RAYOLA A.	32,600	326.00	ISBISTER, FREDERICK E.	87,700	877.00

ISBISTER, FREDERICK E.	28,100	281.00	
ISHAM, PAMELA A.	156,200	1,562.00	
JACKSON, LEVI G & INGRID A	182,900	1,829.00	
JACKSON, ROBIN J.	122,000	1,220.00	
JACKSON, SHARON	34,900	349.00	
* JACQUES, DAVID & PATRICIA	151,500	1,515.00	
JACQUES, FLORIAN;NANCY,JEANNE,PAUL	24,600	246.00	
* JACQUES, MARK G.	132,800	1,328.00	
* JACQUES, PATRICK & LISA	81,700	817.00	
* & JACQUES, RICHARD & GERMAINE	171,900	1,719.00	
JACQUES, RICHARD J. & PATRICIA M.	65,500	655.00	
JACQUES, RYAN	50,900	509.00	
* JACQUES, STEWART & ELAINE	175,200	1,752.00	
* JANDREAU, MICHAEL J. & LYNN	159,800	1,598.00	
JANDREAU, MICHAEL J. & LYNN	0		15.00
* JANDREAU, RICHARD	149,200	1,492.00	
JANDREAU, RICHARD H. JR, & DORIS	147,400	1,474.00	
JENNINGS, ELIZABETH	159,500	1,595.00	
* JOFFE, NANCY	115,300	1,153.00	
JOHNSON, ARTHUR & RUBY	54,500	545.00	
* & JOHNSON, ARTHUR & RUBY	77,200	772.00	
* JOHNSON, CLIFTON V & ALICE M	87,400	874.00	
JOHNSON, CLIFTON V. & ALICE M.	44,400	444.00	
JOHNSON, JAMES F.	153,300	1,533.00	
JOHNSON, JANET	113,500	1,135.00	
JOHNSON, MICHAEL W & WANDA J	146,700	1,467.00	
JOHNSON, RUSSELL A JR	59,300	593.00	
JOHNSON, RUSSELL II	29,800	298.00	
JOHNSON, WAYNE E & LAGASSEY, CAROL L	122,400	1,224.00	
JOHNSTON, EMILY M.	139,900	1,399.00	
* JOLER, SHAWN M.	90,400	904.00	
JORDAN, LAWRENCE E. & SHEILA R.	248,800	2,488.00	
JORDAN, STEPHEN R & KRISTIN M	178,900	1,789.00	
JOYEUX, JANET & DORIAN, PATRICK M	297,900	2,979.00	
JR DEVELOPMENT LLC	348,200	3,482.00	
JUDKINS, SHARON B	258,100	2,581.00	
* KADNAR, SCOTT J & JENNIFER B	199,300	1,993.00	
KANARIS, LISA MARIE	103,100	1,031.00	
KANE, DANIELLE & JOSEPH J	162,400	1,624.00	
* & KARCZEWSKI, CAROL L.	115,500	1,155.00	
KARTER, BRENDA R.	337,900	3,379.00	
KAUPPINEN, JON & NICOLE	141,000	1,410.00	
KEANEY, KEVIN J. & JOAN E.	181,400	1,814.00	
KEENE, HAROLD HEIRS	27,400	274.00	
KEIMEL, JOHN A & ALISA P	163,300	1,633.00	

KELLER L.A. & SON INC.	410,700	4,107.00	
KELLER, LINWOOD	148,500	1,485.00	
KELLER, LINWOOD	34,300	343.00	
KELLER, LINWOOD	113,200	1,132.00	
* KELLER, LINWOOD	155,700	1,557.00	
KELLER, LINWOOD	38,000	380.00	
KELLEY, JULIE & ROY	400	4.00	
KELLEY, JULIE & ROY	62,600	626.00	
KELLEY, JULIE & ROY	15,600	156.00	
* KELLEY, RANDY	40,100	401.00	
KENNEBEC LAND TRUST	100	1.00	
KENNEBEC LAND TRUST	6,000	60.00	
KENNEY, GREGORY D & SHERRY A	163,000	1,630.00	
* KENNEY, SHANNON & EDWARDS, SHERRY	96,500	965.00	
KERR, DAVID E. & SEARS, TORREY	63,000	630.00	
KIBBIN, DANIEL	35,500	355.00	
KICK, PAMELA	235,400	2,354.00	
* KIERNAN, KATHLEEN L.	161,200	1,612.00	
KIM, SUNGYUL & BOCKSOON	360,000	3,600.00	
* KIMBALL, SUSAN E	109,200	1,092.00	
KINCAID, JOHN T. & HELEN A.	16,600	166.00	
KINCAID, JOHN T. & HELEN A.	4,400	44.00	
* KING, CLIFFORD JR. & BRENDA	106,600	1,066.00	
* KING, JERE T. & CHARLENE M.	57,000	570.00	
* KING, MARY PELLETIER	124,500	1,245.00	
* & KING, RALPH H. & EDRIS M.	102,200	1,022.00	
* KINGSBURY, BRIAN	177,800	1,778.00	
KINNEY, DUNCAN & SANDY	2,200	22.00	
KINNEY, DUNCAN & SANDY	2,000	20.00	
KINNEY, DUNCAN & SANDY	2,000	20.00	
* KINNEY, DUNCAN & SANDY	173,700	1,737.00	
KINNEY, DUNCAN & SANDY	5,900	59.00	
* KINNEY, MICHELLE	6,100	61.00	
* KIRK, WANDA J	121,200	1,212.00	
KITTREDGE, DAVID & ELAINE	155,500	1,555.00	
* KLINGE, MICHAEL & DEBRA J.	124,100	1,241.00	
* & KNAPP, ALICE	67,400	674.00	
KNAUER, EDWARD B	46,300	463.00	
* KNIGHT, GARY A. & JANE E.	140,000	1,400.00	
* & KNIGHT, GEORGE & DOLORES	117,800	1,178.00	
KNIGHT, GEORGE & DOLORES	46,600	466.00	
* KNIGHT, RALPH E. III	161,900	1,619.00	
KNOWLTON, JAMES L. & JUDY M.	124,000	1,240.00	
KNOX, CRAIG K & TRACY	51,000	510.00	
* & KNOX, KIRBY	121,500	1,215.00	

* KNOX, REBECCA	134,100	1,341.00		LADEW, LINDA	800	8.00	
* KNOX, STEPHEN R. & JODY L.	117,200	1,172.00		LADEW-DUNCAN, JENNIE	33,900	339.00	
* KOHL, GEORGE K. & JULIE A.	224,500	2,245.00		* LAFLAMME, WILLIAM N. & TERRY	158,500	1,585.00	
KOONS, E.DONALDSON & ELIZABETH	61,500	615.00		LAGACE, DONALD O, JR & MELISSA A	149,700	1,497.00	
KOONS, JOHN D	223,400	2,234.00		LAGACE, DONALD O. JR.	26,600	266.00	
* KOONS, JOHN D.	304,200	3,042.00		* LAGACE, DONALD O. JR.	238,100	2,381.00	
KOONS, PETER & JEAN	5,800	58.00		LAGACE, DONALD O. JR.	28,200	282.00	
KOONS, PETER O	222,600	2,226.00		* LAGASSE, HELEN	92,200	922.00	
* KOONS, PETER O. & JEAN E.	295,300	2,953.00		* LAGASSEY, PATRICK J	167,000	1,670.00	
KORBET, MATTHEW A. & PATRICIA L.	178,300	1,783.00		LAGUEUX, DANIEL R	31,800	318.00	
KORBET, STEPHEN & BARBARA	38,200	382.00		LAGUEUX, DANIEL R	91,800	918.00	
* & KORBET, STEPHEN & BARBARA	222,800	2,228.00		LAGUEUX, DANIEL R	68,100	681.00	
* KORSKE, LAWRENCE M & CHRISTINE A	215,300	2,153.00		* LAHAYE, A. PETER & CHRISTINA M.	146,500	1,465.00	
KOSIS, BENNY M & MARILYN A,TRUSTEE	60,400	604.00		LAJOIE, BRIAN D.	129,700	1,297.00	
KOSIS, BENNY M & MARILYN A,TRUSTEE	77,100	771.00		LAJOIE, JOHN & DEBRA	146,200	1,462.00	
KRAMER, CLIFTON	2,800	28.00		LAKE RIDGE ASSOCIATION	41,400	414.00	
KRAMER, CLIFTON & JULIE	122,100	1,221.00		LAKE, AMBER & NICHOLAS	28,800	288.00	
KRAMER, CLIFTON R	11,000	110.00		LALIBERTE, DIANE T. & LIONEL J.	60,500	605.00	
* KRAMER, CLIFTON R.	182,400	1,824.00		LALIBERTE, LIONEL	173,400	1,734.00	
KRAMER, CLIFTON R.	3,600	36.00		LALIBERTE, LIONEL J. & DIANE T.	94,200	942.00	
KRAMER, CLIFTON R.	5,700	57.00		LALIBERTE, LIONEL J.& DIANE T. &	300	3.00	
KRAMER, ERIC F	68,500	685.00		* LALIBERTE, NOEL R & CONNIE L	462,600	4,626.00	
KRAMER, ERIC F	9,200	92.00		* LALLEMAND, MICHAEL & REBECCA	102,100	1,021.00	
KRAMER, ERIC F	2,700	27.00		* LAMBERT, BRIAN C & KIMBERLY A	217,700	2,177.00	
* KRAMER, ERIC F	162,600	1,626.00		LAMBERT, JOHN & DEANE, LISA A.	251,900	2,519.00	
KRAMER, ERIC F &	80,700	807.00		* LANDRY, CHRISTOPHER & HEIDI	108,800	1,088.00	
KRAMER, ERIC F &	103,500	1,035.00		LANDRY, MARCEL A. & DIANE M.	139,100	1,391.00	
KRAMER, FRANKLIN	79,000	790.00		LANE, LINDA F.	61,900	619.00	
* KRAMER, FRANKLIN	261,200	2,612.00		LANE, LINDA F.	400	4.00	
KRAMER, FRANKLIN & SIMONE	154,700	1,547.00		* LANE, RALPH C. SR. &	201,900	2,019.00	
KRAMER, JULIE A	32,400	324.00		LANE, RANDY & SUE	70,600	706.00	
* KRAMER, KENNETH L & MAUREEN C	162,800	1,628.00		LANE, RANDY & SUSAN	0		500.00
KRAMER, SIMONE	80,000	800.00		LANE, RANDY & SUSAN	191,900	1,919.00	
KRAMER'S INC.	0		475.00	LANE, RANDY LEE	176,000	1,760.00	
KROUS,STUART W-C/O SULLIVAN, CAROL	117,200	1,172.00		LANE, ROBERT & JUNE A.	208,600	2,086.00	
KRUK, LOUISE	17,400	174.00		* LANEY, NANCY D.	115,700	1,157.00	
KSW FEDERAL CREDIT UNION	49,700	497.00		LANGUET, AIMEE E	187,600	1,876.00	
L & N LAND INVESTMENT, LLC	27,500	275.00		LANZILLO, JOSEPH H	40,400	404.00	
L & N LAND INVESTMENT, LLC	46,700	467.00		LAPAN, RUTH & WILLIAM &	119,400	1,194.00	
* LABBE, JAYNE	185,900	1,859.00		* LAPLANTE, TERRY W & DONNA L.N. L	263,100	2,631.00	
LABBE, MICHAEL R & VIRGINIA L	96,100	961.00		LAPLANTE, WALTER	30,000	300.00	
* LACHANCE, MICHAEL & MANON	197,000	1,970.00		LAPLANTE, WALTER	30,200	302.00	
LACROIX, GERMAIN	2,000	20.00		LAPLANTE, WALTER	31,200	312.00	
* LADD, JEAN	83,000	830.00		LAPLANTE, WALTER	59,500	595.00	
* LADEAU, GERALD & ALEXANDER, NELLIE	149,100	1,491.00		LAPLANTE, WALTER	30,000	300.00	

LAPLANTE, WALTER	31,000	310.00
LAPLANTE, WALTER	30,000	300.00
LAPLANTE, WALTER	30,000	300.00
LAPLANTE, WALTER	31,400	314.00
LAPLANTE, WALTER	31,200	312.00
LAPLANTE, WALTER	30,000	300.00
LAPLANTE, WALTER	30,000	300.00
LAPLANTE, WALTER	30,800	308.00
LAPLANTE, WALTER	30,200	302.00
LAPLANTE, WALTER	30,400	304.00
LAPLANTE, WALTER	30,200	302.00
LAPOINTE, BRANDI A.	94,700	947.00
* LAPOINTE, MICHAEL & ARNETTE	91,500	915.00
* LARSEN, MARK A. & LEE ANNE	185,900	1,859.00
LASALLE BANK TRUSTEE FOR	186,600	1,866.00
* LASTELLA, ANTHONY B.	44,000	440.00
LASTELLA, CARMINE	19,100	191.00
LASTELLA, CARMINE	13,900	139.00
LASTELLA, CARMINE A.	54,100	541.00
LASTELLA, CARMINE A.	53,400	534.00
* LASTELLA, CARMINE A. & CHARLENE J	151,300	1,513.00
* LATENDRESSE, LAURIE J. & DENNIS	141,200	1,412.00
LATHE, BEVERLY & WRIGHT, BETTY	200	2.00
LATHE, BEVERLY & WRIGHT, BETTY	47,500	475.00
LATHE, VALERIE M	122,700	1,227.00
* LATNO, RICHARD JR. & ANGELA M.	155,900	1,559.00
LAVALLEE, ANGIE L & DOOLEY, PATRICK S	236,900	2,369.00
* LAVALLEE, TAMRAN & ERIC	214,000	2,140.00
LAVERDIERE, RAYMOND R. & DORIS B.	123,300	1,233.00
LAVOIE, BONNIE	13,100	131.00
LAW, MARK ALAN & MONTGOMERY, ROXANN	138,100	1,381.00
* LAWRENCE, CLAUSTIN & KATHERINE	174,500	1,745.00
LAWRENCE, MARVIN K. & ANN B.	303,500	3,035.00
LEBLANC, ALAIN & CARRIE	168,600	1,686.00
* LECLAIR, RICHARD C. & CLAIRE A.	88,600	886.00
& LEE, EDWIN K. & LISA	202,700	2,027.00
LEE, ROBERT	30,000	300.00
* & LEIGHTON, JEANNETTE & DAVID	231,700	2,317.00
* LEMELIN, DEBORAH	116,500	1,165.00
LEMELIN, DEBORAH	21,200	212.00
* LEMIEUX, DONALD R. &	132,400	1,324.00
LENENTINE, MARK A & MICHELLE M	269,700	2,697.00
LESSARD, GASTON & DIANE E.	126,200	1,262.00
LESSARD, GASTON R. & DIANE E.	84,800	848.00
* LESSARD, GASTON R. & DIANE E.	124,800	1,248.00

LETOURNEAU, A. LORRAINE	63,800	638.00
* LETTRE, DEBRA C.	165,000	1,650.00
LETTRE, ROBERT F	1,100	11.00
LETTRE, ROBERT F.	15,100	151.00
* LEVASSEUR TRUST ROCH	48,800	488.00
LEVASSEUR, AMY & MICHAEL	186,500	1,865.00
* LEVASSEUR, LORRAINE & MICHAEL A II	86,800	868.00
LEVASSEUR, MICHAEL & LORRAINE	50,100	501.00
LEVASSEUR, MICHAEL & LORRAINE	1,400	14.00
LEVENSELLER, MICHAEL J II &	135,400	1,354.00
LEVESQUE, GILBERT P., II	168,600	1,686.00
* LEVESQUE, MATTHEW P	128,800	1,288.00
LEVESQUE, RICHARD & GARY	7,200	72.00
LEVIN, NORMAN	25,600	256.00
* LEVY, GERALD R. & BARBARA L.	294,100	2,941.00
LEWIS, CHARLES S. III	145,100	1,451.00
LEWIS, RAYMOND	195,900	1,959.00
LEWIS, ROBERT E. & CHERI	181,900	1,819.00
LEWIS, WILLIAM E.	143,500	1,435.00
* LIBBY, CHRISTOPHER A & SHEILA M	158,400	1,584.00
* LIBBY, CLAIR	6,100	61.00
LIBBY, DAVID O. & SUSAN E.	215,400	2,154.00
* LIBBY, HEATHER & BRETT	249,700	2,497.00
LIBBY, JOHN W & CYNTHIA F	125,500	1,255.00
& LIBBY, JOHN W & CYNTHIA F	273,900	2,739.00
LIBBY, TINA	12,700	127.00
L'ITALIEN, MATTHEW & RANAE	205,900	2,059.00
* LITTLEFIELD, DANIEL R.	136,700	1,367.00
LITTLEFIELD, DANIEL R.	1,400	14.00
LITTLEFIELD, DANIEL R.	1,300	13.00
* LIVINGSTON, RONALD & BONNIE	98,600	986.00
LIZOTTE REALTY, LLC	131,600	1,316.00
LIZOTTE, PAUL J.	19,700	197.00
LIZOTTE, PAUL J.	311,900	3,119.00
LIZOTTE, PETER & PATRICK	0	50.00
LIZOTTE, PETER C	57,000	570.00
LIZZOTTE, BENJAMIN J.	28,800	288.00
* LIZZOTTE, GEORGE R & LEEANN	124,800	1,248.00
LLOYD, ERIC & MCKAY, KOURTNEY	141,500	1,415.00
* LOCKE, JACQUELYN E.	100,600	1,006.00
LOG-LAND CORP.	7,200	72.00
LOG-LAND CORP.	6,600	66.00
LOG-LAND CORP.	3,500	35.00
LONG, KELLY J.	77,300	773.00
LORD, RICHARD E.	112,000	1,120.00

LOVEITT, GALE	28,200	282.00	
LOVEITT, GALE	29,900	299.00	
LOVEITT, GALE	29,900	299.00	
LOVEITT, GALE	28,000	280.00	
* LOVEITT, GALE G &	218,100	2,181.00	
* & LOZINSKI, JOHN J. & DAWN L.	246,100	2,461.00	
LUCARELLI, JOHN & JUDITH	167,700	1,677.00	
* LUCE, BRIAN & DEBORAH	195,400	1,954.00	
* LUCE, DENNIS & SYLVIA	161,300	1,613.00	
LUCE, FLOYD & LULU	36,600	366.00	
* LUCE, FLOYD & LULU	154,500	1,545.00	
LUCE, FLOYD & LULU	31,800	318.00	
LUNDQUIST, ROBERT E. & PAMELA L.	182,400	1,824.00	
LUNDQUIST, ROBERT E. & PAMELA L.	304,200	3,042.00	
* LYON, DAVID L. & SYLVIA C.	200,100	2,001.00	
LYON, SCOTT & DAVID	68,000	680.00	
LYONS, CHRISTOPHER, H.	146,900	1,469.00	
* MACDONALD, DAVID C& MURRAY, LISA M	174,100	1,741.00	
* MACDONALD, DAVID W. & SUSAN D.	195,600	1,956.00	
MACKENZIE CONSTRUCTION	0		30.00
* MACKENZIE, GERALD R	312,200	3,122.00	
MACKENZIE, GERALD R SR	23,900	239.00	
MACKENZIE, GERALD R SR	41,600	416.00	
MACKENZIE, GERALD R SR	10,800	108.00	
* MACMILLAN, RAY L. & KAREN	120,100	1,201.00	
* MADDEN, RICHARD M.	30,000	300.00	
MADORE, CYNTHIA A.	182,900	1,829.00	
MADSEN, ARTHUR C.	157,600	1,576.00	
Maine RSA (US CELLULAR)	0		234.00
* MAJKA, ALAN D. & KATHLEEN A.	174,600	1,746.00	
* MALO, GERARD	196,900	1,969.00	
* MANLEY, ANNIE C	181,900	1,819.00	
MANLEY, GEORGE JR. & GERALD ALLEN	3,600	36.00	
MANLEY, GEORGE JR. & GERALD ALLEN	400	4.00	
* MANLEY, GEORGE JR. & MARY L.	132,300	1,323.00	
* MANLEY, GERALD A. & GAIL Y.	124,700	1,247.00	
MANLEY, MARY & TRAVIS	0		10.00
* MANLEY, TRAVIS A & MARY E	208,800	2,088.00	
* MANSFIELD, FABIAN R.	165,500	1,655.00	
* MANSIR, JAMES S & BARBARA E	134,100	1,341.00	
MANTER CO. INC.	0		80.00
MANTER HAVEN TRUST	137,800	1,378.00	
MANTER, BARRY K & JEANIE K	164,200	1,642.00	
MANTER, DALE & MARGARET	179,700	1,797.00	
MANTER, DONALD & THELMA	26,700	267.00	

MANTER, DONALD & THELMA	28,600	286.00	
MANTER, DONALD & THELMA	28,300	283.00	
MANTER, DONALD I. & THELMA A.	647,600	6,476.00	
MANTER, DOUGLAS & JENNIFER	55,400	554.00	
* MANTER, EDWARD D. & ANN M.	353,000	3,530.00	
* MANTER, EDWARD W.	353,400	3,534.00	
MANTER, WARREN	13,000	130.00	
MANTER, WARREN & IVA	119,600	1,196.00	
MANTER, WARREN & IVA	31,800	318.00	
MANTER, WARREN & IVA	47,000	470.00	
MANTER, WARREN & IVA	177,400	1,774.00	
MANTER, WARREN & IVA	27,300	273.00	
MANTER, WARREN & IVA	149,800	1,498.00	
MANTER, WARREN & IVA	342,700	3,427.00	
* MARASCIO, JAMES B & CAROL L	399,600	3,996.00	
* & MARCEAU, SHIRLEY LIVING TRUST	135,300	1,353.00	
MARCOUX, LIONEL	0		28.00
MARCOUX, LIONEL J & FRANCES E	6,600	66.00	
* MARCOUX, LIONEL J & FRANCES E	111,000	1,110.00	
MARCOUX, LIONEL J & FRANCES E	86,400	864.00	
* MARDEN, HAROLD E. & MARY A.	156,900	1,569.00	
* MARDEN, ROBERT	156,900	1,569.00	
MARGOLIUS, KEIRA & PIPER, VANESSA & MAT	58,800	588.00	
MARINO, VINCENT & DEBRA	28,000	280.00	
* MARKOWITZ, LARRY M. & KAREN M.	160,500	1,605.00	
MARKOWSKI, MELISSA	150,300	1,503.00	
* MARLEY, JANE E.	74,400	744.00	
MARQUIS, MATTHEW H. & DANIELLE K.	545,500	5,455.00	
MARQUIS, SHAWN P.	31,000	310.00	
MARQUIS, SHAWN P.	30,700	307.00	
* MARQUIS, SHAWN P. & CATHY	239,300	2,393.00	
* MARSHALL, GILBERT JR & VIOLA	132,500	1,325.00	
MARSHALL, GILBERT SR. HEIRS OF	82,000	820.00	
* MARSH-SACHS, WILLIAM O. & RACHEL R.	202,600	2,026.00	
* & MARTEL, DONALD & MARIELAINA	66,000	660.00	
* MARTIN, DAVID & JEAN B.	206,000	2,060.00	
* MARTIN, JAMES W. & LINDA L.M.	159,300	1,593.00	
MARTIN, JOHN S & MURIELLE T	45,996	459.96	
MARTIN, JOHN S & MURIELLE T	40,400	404.00	
* MARTIN, LISA DAWN	270,500	2,705.00	
MARTIN, MARC & CHERYL A.	199,300	1,993.00	
MARTIN, NATHAN K. & SANDRA J.	152,000	1,520.00	
MARTIN, PETER & LYNDIA	146,800	1,468.00	
MASLOSKI, WILLIAM M.	201,500	2,015.00	
MASON, SANDRA	151,100	1,511.00	

* MASURE, LISA C.	150,300	1,503.00
* MASURE, RONALD L & RHONDA; M, LISA	447,200	4,472.00
MASURE, ROSALIE E	147,200	1,472.00
* MATHEWS, FRANK	179,200	1,792.00
* MATHEWS, MAXINE	196,000	1,960.00
MATHEWS, MAXINE	45,900	459.00
MATHIEU, JANICE	29,100	291.00
* MATHIEU, SONIA & JOHN	246,400	2,464.00
MAYO, TIMOTHY J & KAREN F	176,300	1,763.00
* MCAVOY, JOHN & KIMBERLY	331,300	3,313.00
MCAVOY, KIMBERLY KRAMER	19,700	197.00
MCAVOY, KIMBERLY KRAMER	12,200	122.00
MCAVOY, KIMBERLY KRAMER	50,400	504.00
MCAVOY, KIMBERLY KRAMER	27,400	274.00
MCBRIERTY, THOMAS D.	150,200	1,502.00
MCBRIERTY, THOMAS D.	71,800	718.00
MCBRIERTY, THOMAS D.	128,300	1,283.00
* MCCANN, STEPHEN M. & GLORIA L.	193,500	1,935.00
* & MCCARTHY, ALFRED & MARGARET	120,500	1,205.00
* MCCARTHY, JENNIE	182,400	1,824.00
* MCCORMICK, ANDREW B.	92,300	923.00
MCCURDY, DONNA L & STACY J	173,000	1,730.00
MCCUTCHEON, TROY	186,200	1,862.00
MCDANIEL, BEVERLY A.	25,200	252.00
MCDONALD, DELBERT & MONA	88,700	887.00
* & MCDONALD, MONA J & DELBERT I	101,600	1,016.00
MCDUGAL, DEBORA	34,400	344.00
* MCDUGAL, KEVIN	183,500	1,835.00
MCDUGALL, KEVIN	147,000	1,470.00
* MCFADDEN, DONALD A. & ELOISE A	127,800	1,278.00
* MCFADDEN, SCOTT & ZENA	186,900	1,869.00
* MCFADDEN, STEVEN & KELLY	512,600	5,126.00
* MCFADDEN, THEODORE T & MARLENE	91,300	913.00
MCFADDEN, THEODORE T.	28,000	280.00
* MCFADDEN, VANESSA J & KEVIN	56,200	562.00
MCFADDEN, WESLEY	65,000	650.00
MCFADDEN, WILLIAM & ROSANNE M.	60,800	608.00
* MCFADDEN, WILLIAM JR.& ROSANNE M.	109,500	1,095.00
MCFADDEN, WILLIAM JR.*MCFADDEN,ROSE	34,100	341.00
MCGINNESS, ANDREAS &	162,600	1,626.00
MCGLAUFLIN, KEITH A.	4,300	43.00
* MCGLAUFLIN, KEITH A. & SELINA L.	176,200	1,762.00
MCGOWAN, BERTHA	97,500	975.00
MCGOWAN, BERTHA J.	189,100	1,891.00
MCGOWAN, BERTHA J.	518,700	5,187.00

MCGOWAN, BERTHA J.	58,600	586.00
MCGOWAN, BERTHA M.	148,700	1,487.00
MCGOWAN, BERTHA M.	437,100	4,371.00
* MCGOWAN, DAVID W & SHELLEY M	159,600	1,596.00
MCGUIRE, J. POWERS & ELLEN	94,300	943.00
* MCINTOSH, MURRAY B JR & MURIAL O	129,100	1,291.00
McKenna, Daniel & Cathy	0	
MCKENNA, DANIEL R. & CATHY L.	739,100	7,391.00
MCKENNA, JAMES A. &	91,200	912.00
MCKENNA, LAWRENCE G. & PATRICIA	112,000	1,120.00
MCKENNA, MIRIAH L.	116,900	1,169.00
* MCKENNEY, CHERYL A.	112,400	1,124.00
* MCKENNEY, DIANE	83,300	833.00
MCKINNON, BRIAN A.	193,000	1,930.00
* & MCCLAUGHLIN, DON & MARION W.	192,700	1,927.00
* & MCLELLAN, CLIFTON	130,700	1,307.00
MCLELLAN, CLIFTON	38,000	380.00
MCLELLAN, FRANK & TINA	157,700	1,577.00
* MCLELLAN, GERMAINE	188,200	1,882.00
* MCLELLAN, ROBERT W. & MELISSA D.	200,400	2,004.00
* MCLELLAN, WOODROW & CHANDRA	167,000	1,670.00
* MCMAHON, PATRICIA H.	209,700	2,097.00
* MCMAHON, RENEE& MICHAEL	111,300	1,113.00
MCMAHON, RICHARD & KIM	91,800	918.00
* MCMAHON, RICHARD J. & KIM R.	190,600	1,906.00
* & MCNAUGHTON, PAUL & CARLENE	238,500	2,385.00
MCNAUGHTON, PAUL H., CARLENE	59,100	591.00
MCNAUGHTON, TODD & TAMMY	96,800	968.00
MCNEIL, SCOTT & SUZANNE	39,200	392.00
* MCQUILLAN, KIRSTIN & TYLER J.	191,300	1,913.00
MCQUILLAN, RORY & JUDITH	51,900	519.00
* MCQUILLAN, RORY & JUDITH	220,700	2,207.00
MCQUILLIAN, ROBERT A. JR	38,500	385.00
MCQUILLIAN, ROBERT A. JR	49,500	495.00
MCQUILLIAN, RORY M.	34,900	349.00
* MELANSON, JUDITH A. & RAND, KELLY	69,900	699.00
MELLOWS, SHERYL	13,000	130.00
* MERCER, TIMOTHY & CAROL	169,100	1,691.00
* MERCIER, GREG A & CHERYL A	447,600	4,476.00
MERCIER, SHARON L & GLENN L	107,500	1,075.00
MERCKENS, LAWRENCE E. & HILDA S.	34,900	349.00
MERK, DAVID J. &	325,700	3,257.00
MERRITT, FLOR & LANCE	141,400	1,414.00
* MERROW, JENNIFER J & LAWRENCE M, JR	70,200	702.00
MERROW, THOMAS	42,100	421.00

* MICHAUD, DEBRA D & POUSSARD, HONORE	190,600	1,906.00	
MICHAUD, PATRICK D. & LEZLEE E.	2,000	20.00	
* MICHAUD, ROBERT L & COLFER, LORI L	109,500	1,095.00	
* MICHAUD, THOMAS R.	118,000	1,180.00	
* MICHAUD, VICKIE R.	57,900	579.00	
MIDDLE ROAD REALTY TRUST	111,300	1,113.00	
MIHM, CHANTAL N & CHARLES M	263,800	2,638.00	
MILLER, WENDY & JULIE	293,600	2,936.00	
* MILLIARD, PATRICK S. & SHERYL A.	352,100	3,521.00	
MILLIGAN, DANIEL	80,600	806.00	
MILLIGAN, JAMES	0		75.00
MILLIGAN, JAMES	699,700	6,997.00	
MILLIGAN, ROBERT	61,600	616.00	
& MILLIGAN, WALTER F. & STELLA L	12,900	129.00	
* MILLS, BRIAN P	232,700	2,327.00	
* MILLS, JARED & VIVIENE M.	157,900	1,579.00	
* MILLS, JEFFREY J & KAREN G	108,500	1,085.00	
* MILLS, SUZANNE A. & DOUGLAS D.	139,000	1,390.00	
MILNE, JONATHAN D & HANAUER-MILNE, JU	178,300	1,783.00	
MILNE, SUSAN R. & CAROL K.	151,700	1,517.00	
* MINER, MARIE L. & THEODORE A.	187,800	1,878.00	
* MITCHELL, C. WAYNE & BONNIE K	157,500	1,575.00	
* MITCHELL, SUSAN B. & ASSELIN, ROBERT P	191,600	1,916.00	
* MITTON, SUSAN & FONTAINE, MARC R.	180,400	1,804.00	
* MITTON, WAYNE M.	94,400	944.00	
MITTON, WAYNE M. & HUTCHINSON, JANICI	34,600	346.00	
MOLAND, JUDITH H TRUST	162,300	1,623.00	
MONROE, DOROTHY &	147,200	1,472.00	
MOODY ROGER E. JR. &	87,700	877.00	
MOODY, BRIAN G.	42,400	424.00	
MOODY, BRIAN GENE	108,600	1,086.00	
MOODY, BRIAN GENE	4,000	40.00	
* MOODY, CATHY JEAN	203,400	2,034.00	
* & MOODY, DENNIS	108,500	1,085.00	
MOODY, LAWRENCE G & LINDA M	130,300	1,303.00	
* MOODY, MARCIA	3,500	35.00	
* MOODY, STEPHEN & SHEPARD, CYNTHIA	176,100	1,761.00	
* MOORE, ERIC S. & CONSTANCE L.	122,300	1,223.00	
* MOORE, RYAN M & AMBER	98,900	989.00	
MOORES, BRIAN &	209,700	2,097.00	
MOREAU, DAVID A.	180,800	1,808.00	
MORIARTY, DONNA T.	52,000	520.00	
* MORIN, ANDRE II & DAWN E	263,400	2,634.00	
MORIN, GARY M.	118,000	1,180.00	
MORIN, MICHAEL R.	67,300	673.00	

* MORISON, MAUREEN	115,600	1,156.00	
* MORRILL, DIANE M.	421,500	4,215.00	
MORRIS, MARY	296,100	2,961.00	
* & MORRISSETTE, DOROTHY & *WITHAM, DON	217,700	2,177.00	
* MORRISSEY, PETER D. & ANITA M.	188,900	1,889.00	
MORROW, CATHLEEN E. &	477,900	4,779.00	
* MORSE, KARL J.	101,600	1,016.00	
* MOSHER, JANET J.	130,400	1,304.00	
MOSKOWITZ, ROBERT & MARJORIE S., TRU	168,300	1,683.00	
MOSQUITO, LLC	265,500	2,655.00	
* MOSS, ROY G & CAROLYN	198,700	1,987.00	
* MOUNTAIN, SHIRLEY M & DANA S	110,300	1,103.00	
MUDGETT, KEITH JR & EDGEComb-MUDGET	14,100	141.00	
* & MUNCEY, ARTHUR L. & MARY ELLEN	172,100	1,721.00	
* MUNIZ, VIRGINIA B	170,100	1,701.00	
MURCH, DANA & JONES, MEREDITH	13,400	134.00	
MURCH, DANA & JONES, MEREDITH	78,700	787.00	
MURCH, DANA & JONES, MEREDITH H	2,400	24.00	
MURPHY, CARMEN	193,900	1,939.00	
MUSERO, PAUL	95,900	959.00	
* MUZEROLL, EDWARD & DIANE	161,300	1,613.00	
MYERS, NICK & DEBORAH	216,500	2,165.00	
N. F. LUCE, INC	31,300	313.00	
N. F. LUCE, INC	54,900	549.00	
N. F. LUCE, INC.	30,000	300.00	
N. F. LUCE, INC.	28,400	284.00	
N. F. LUCE, INC.	31,500	315.00	
N. F. LUCE, INC.	29,100	291.00	
N. F. LUCE, INC.	28,900	289.00	
N. F. LUCE, INC.	29,500	295.00	
N. F. LUCE, INC.	28,700	287.00	
N. F. LUCE, INC.	28,100	281.00	
N. F. LUCE, INC.	31,300	313.00	
N. F. LUCE, INC.	28,700	287.00	
N. F. LUCE, INC.	70,600	706.00	
N. F. LUCE, INC.	31,900	319.00	
N. F. LUCE, INC.	32,400	324.00	
N. F. LUCE, INC.	28,600	286.00	
N. F. LUCE, INC.	28,300	283.00	
* NADEAU, DARRYL	87,300	873.00	
* NADEAU, GERARD SR.	153,900	1,539.00	
* NADEAU, LEE A.	171,800	1,718.00	
NADEAU, PETER	0		32.00
* NADEAU, PETER	338,800	3,388.00	
NAWFEL, MICHAEL R.	179,700	1,797.00	

NAWFEL, PENNY	197,100	1,971.00	
NAWFEL, PETER M.	173,400	1,734.00	
NAWFEL, SAM M.	185,600	1,856.00	
NEILSON, PAUL	72,700	727.00	
* & NELSON, DONNA L. & JOHN T.	171,800	1,718.00	
* NEVELLS, ROGER	126,600	1,266.00	
NEVELLS, ROGER M. & PATRICIA A.	61,400	614.00	
NEW DIMENSIONS FEDERAL CREDIT UNION	117,600	1,176.00	
NEW ENGLAND MUSIC CAMP	975,800	9,758.00	
NEW ENGLAND MUSIC CAMP	83,300	833.00	
* NEWHOUSE, BARTON J.& ANGIE L.	88,400	884.00	
* NEWMAN, DAVID C. JR & JODY L.	148,300	1,483.00	
NEWSOME, GLENN & HARRIS, TRACY L	343,600	3,436.00	
* NEWTON, SANDRA A.	108,200	1,082.00	
NICHOLAS, MARY & BIRNEY, MARSHA	181,300	1,813.00	
NICHOLS, SHELLIE R.	189,800	1,898.00	
NICHOLS, SHELLIE R.	6,100	61.00	
* & NICKERSON, FENTON & JEANETTE	46,200	462.00	
* NICKERSON, GLENN	178,300	1,783.00	
* NIELSEN, GARY M. & CATHERINE E.	278,600	2,786.00	
* NILES, DALE H. & MARY M.	102,500	1,025.00	
* NILES, WAYNE F. & DIANE H.	103,900	1,039.00	
NILSEN, DAVID C.	181,900	1,819.00	
* NOBLE, MARK & TONDREAU, JOANN E	223,800	2,238.00	
* NOBLE, WILLIAM T. & ARISTINA M.	111,500	1,115.00	
* NOEL, ANDREW S. & SONJA L.	85,700	857.00	
* NOONAN, DAVID & PATTY	298,000	2,980.00	
* NORTON, STANLEY L. JR & MARY E	103,900	1,039.00	
* NUTTER, THOMAS J & CELESTE Z	204,100	2,041.00	
O'BRIEN, BONNIE	14,600	146.00	
O'BRIEN, TIMOTHY & PATRICIA E.	619,100	6,191.00	
* OLIVER, EDWARD C. & KERRI	444,800	4,448.00	
Omnipont Communications	0		420.00
ONEIL, JOHN & BETTY	446,500	4,465.00	
* OTIS, DAWSON E. & ELAINE T.	217,200	2,172.00	
* OTIS, RANDY & HEIDI	120,300	1,203.00	
* OUELLETTE, ALLEN	8,200	82.00	
OUELLETTE, ANTHONY J & SUE E	255,700	2,557.00	
* OUELLETTE, DAVID F & PAULA M	97,000	970.00	
* & OUELLETTE, ERNEST & RENA	156,100	1,561.00	
* & OUELLETTE, FAYE M.	109,000	1,090.00	
OUELLETTE, FRANKLIN	141,100	1,411.00	
OUELLETTE, FRANKLIN T	34,000	340.00	
* OUELLETTE, GARY A. & CHERYL J.	142,700	1,427.00	
* OUELLETTE, JENNIFER	14,000	140.00	

* OUELLETTE, JULIE	0	0.00	
OUELLETTE, PHILIP JR.	67,400	674.00	
* OUELLETTE, PHILIP JR. & BETTY JANE	100,700	1,007.00	
OUELLETTE, RUSTY A.	145,500	1,455.00	
* OUELLETTE, RUSTY A. & SANDRA J.	133,900	1,339.00	
OUELLETTE, TIMOTHY A	186,300	1,863.00	
OWSLEY, H.A JR, & AUDREY	123,600	1,236.00	
OWSLEY, H.A. JR. & AUDRIE D.	324,800	3,248.00	
PACIFIC & SOUTHERN INC.	0		538.00
* PACKARD, RAYMOND & CARRIE M.	130,900	1,309.00	
PAGE, MAE	9,900	99.00	
PAINE, RANDALL B &	9,700	97.00	
PALENSKI, MICHAEL S. & DARLENE M.	183,500	1,835.00	
* PALMER, CHERYL L &	114,200	1,142.00	
* PALMER, DAVID M JR. & KELLY R	160,700	1,607.00	
* PALMER, STEVEN B & CYNTHIA S	138,400	1,384.00	
* PAQUET, PATRICIA	83,900	839.00	
* PAQUETTE, JAMI	148,200	1,482.00	
PAQUETTE, MICHAEL J.	168,900	1,689.00	
PAQUETTE, ROBERT D.	72,800	728.00	
PARADIS NURSERY & GARDEN CENTER	401,400	4,014.00	
PARADIS, CHRISTIE A. &	238,100	2,381.00	
* PARADIS, JEFFREY & SUSAN M	133,100	1,331.00	
* PARADIS, LANCE	268,300	2,683.00	
PARADIS, LANCE R & JEFFREY R	49,100	491.00	
* PARADIS, ROBERT & CECILE	348,400	3,484.00	
PARADIS, ROBERT, LANCE & JEFFREY	32,200	322.00	
PARADIS, WILLARD J. JR	108,700	1,087.00	
PARADIS, WILLARD JR	157,700	1,577.00	
PARE, JONATHAN W.	101,500	1,015.00	
* PARE, RAYMOND J. & LISA A.	124,200	1,242.00	
PARKER, DONALD	137,100	1,371.00	
* & PARKER, DONALD & EDITH	246,200	2,462.00	
* PARKS, JILL F.	86,200	862.00	
PARKS, MICHAEL & LORIE	245,400	2,454.00	
PARKS, MICHAEL C. & LORIE L.	70,300	703.00	
* PARKS, STEPHEN L.	131,700	1,317.00	
PARKS, STEPHEN L.	37,600	376.00	
* PARKS, TIMOTHY	167,500	1,675.00	
PARKS, TIMOTHY	62,300	623.00	
PARSONS, CHRISTOPHER F	162,500	1,625.00	
* PARSONS, TERRY M & JAYNE	128,700	1,287.00	
PATENAUDE, DENIS L.	30,300	303.00	
* PATENAUDE, DOMINIC G.	319,400	3,194.00	
PATENAUDE, ELIZABETH	21,300	213.00	

* PATENAUE, ELIZABETH	137,500	1,375.00
PATENAUE, GEORGE R.	32,200	322.00
PATENAUE, IRENEE A. IRREVOCABLE TRU:	30,300	303.00
PATENAUE, THOMAS	72,000	720.00
* PATENAUE, THOMAS R. & ELISE B.	182,100	1,821.00
PATENAUE, TODD J.	28,600	286.00
* PATRIE, SCOTT D & GAIL A	263,200	2,632.00
PATTERSON, GERALD G	192,700	1,927.00
PAUL, GREGORY R	163,900	1,639.00
* PAULETTE, VAUGHN R. & CRYSTAL K	115,000	1,150.00
PEARSON, MARK R	262,500	2,625.00
PEARY, CHRISTA B	192,400	1,924.00
PEARY, RICHARD L	40,000	400.00
PEASE, CRYSTAL L.	206,900	2,069.00
* PEET, DONALD U. & GEORGIA E.	202,500	2,025.00
* PELLETIER, AMANDA & BRADLEY	178,800	1,788.00
& PELLETIER, BILLY I & MARY T	82,700	827.00
* PELLETIER, DAVID & SHANNON	265,100	2,651.00
* PELLETIER, ELMER	503,800	5,038.00
PELLETIER, ELMER & PAMELA	38,900	389.00
PELLETIER, JANET	130,600	1,306.00
* PELLETIER, LOMER & CHASE, ROSEMARIE	343,200	3,432.00
PELLETIER, LOMER P. & CHASE, ROSEMARIE	37,600	376.00
PELLETIER, LOMER P. & CHASE, ROSEMARIE	64,100	641.00
PELLETIER, PETER H. & DELORES S.	164,900	1,649.00
* PELLETIER, PETER J.	197,600	1,976.00
* PELLETIER, SCOTT L & JUDITH A	155,100	1,551.00
PELLETIER, WENDY	173,000	1,730.00
PELOTTE, ANTHONY L. & JAIME L.	68,300	683.00
PELOTTE, FANADO	63,600	636.00
PELOTTE, FANADO	113,200	1,132.00
PELOTTE, FANADO & YVETTE	94,200	942.00
PELOTTE, FANADO J & RAYMOND J &	33,000	330.00
PELOTTE, FANADO J & RAYMOND J &	67,100	671.00
PELOTTE, FANADO J & RAYMOND J &	152,100	1,521.00
PELOTTE, FANADO J. RAYMOND J. &	30,200	302.00
PELOTTE, FANADO, LINWOOD	97,400	974.00
PELOTTE, JAMES E	28,000	280.00
* PELOTTE, LINWOOD	152,600	1,526.00
PELOTTE, MATTHEW	32,900	329.00
* PELOTTE, NICK G &	143,400	1,434.00
PELOTTE, PAMELA	107,200	1,072.00
* PELOTTE, ROBERT & DAWN	143,600	1,436.00
PENNEY, LINDA J & ALBERT	4,700	47.00
PENNEY, LINDA J & ALBERT	164,600	1,646.00

PENNEY, LINDA J & ALBERT	63,100	631.00
PENNEY, LINDA J & ALBERT	14,700	147.00
PEPIN, JAMES	153,100	1,531.00
PEPIN, JAMES	35,000	350.00
PEPIN, JAMES	173,500	1,735.00
PEPIN, JAMES P.	191,700	1,917.00
PEPIN, JAMES P.	63,400	634.00
PEPIN, JAMES P.	29,700	297.00
PEPPER GORDON & PEPPER, PRISCILLA	15,000	150.00
PEPPER, DAVID	16,700	167.00
PEPPER, GORDON S.	160,000	1,600.00
PERKINS, DAVID & ANNA	82,000	820.00
PERRY, HELEN	13,240	132.40
PERRY, JENNIFER	132,900	1,329.00
PERRY, JENNIFER	14,300	143.00
* PERRY, KIMBERLY L.	115,500	1,155.00
* PERRY, PAUL & DEBORAH	219,800	2,198.00
PETELA, MARK & LINDA	98,100	981.00
PETERSON, KURT	318,800	3,188.00
PHAIR, JAMIE P. & LUANNE I.	29,500	295.00
PHELPS, JOHN E. & JOYCE R.	48,900	489.00
* PHELPS, JOHN E. & JOYCE R.	151,600	1,516.00
* PHELPS, ROBERT	2,700	27.00
PHILBRICK, ANNIE M.	131,500	1,315.00
PHILBRICK, DELWIN	11,400	114.00
PHILBRICK, DELWIN	9,800	98.00
PHILBRICK, DELWIN	6,000	60.00
PHILBRICK, DELWIN C. & SANDRA M.	73,900	739.00
* PHILBRICK, DELWIN C. & SANDRA M.	329,600	3,296.00
PHILBRICK, JAMES	115,800	1,158.00
* PHILBRICK, JAMES F.	241,800	2,418.00
* PHILBRICK, JEFFREY	139,200	1,392.00
PHILBRICK, JENNIE	25,300	253.00
PHILBRICK, JENNIE	30,600	306.00
PHILBRICK, JENNIE	21,600	216.00
PHILBRICK, JENNIE	10,100	101.00
PHILBRICK, JENNIE	4,300	43.00
* PHILBRICK, JENNIE	81,000	810.00
PHILBRICK, JENNIE	1,400	14.00
PHILBRICK, JENNIE	5,100	51.00
PHILBRICK, JOHN	64,100	641.00
PHILBRICK, JOHN	28,900	289.00
PHILBRICK, JOHN	28,400	284.00
PHILBRICK, JOHN	28,100	281.00
PHILBRICK, JOHN	28,800	288.00

PHILBRICK, JOHN	28,100	281.00
PHILBRICK, JOHN	28,200	282.00
PHILBRICK, JOHN	58,600	586.00
PHILBRICK, JOHN	28,100	281.00
PHILBRICK, JOHN	28,500	285.00
PHILBRICK, JOHN	59,700	597.00
PHILBRICK, JOHN	28,200	282.00
PHILBRICK, JOHN	28,700	287.00
PHILBRICK, JOHN	28,100	281.00
PHILBRICK, JOHN	28,100	281.00
PHILBRICK, JOHN	29,100	291.00
PHILBRICK, JOHN	29,000	290.00
PHILBRICK, JOHN	28,600	286.00
PHILBRICK, JOHN	28,500	285.00
PHILBRICK, JOHN	28,300	283.00
PHILBRICK, JOHN	28,400	284.00
PHILBRICK, JOHN	28,100	281.00
* PHILBRICK, JOHN & REBECCA	428,500	4,285.00
PHILBRICK, JOHN & REBECCA	28,100	281.00
PHILBRICK, JOHN & REBECCA	40,000	400.00
PHILBRICK, JOHN & REBECCA	28,000	280.00
PHILBRICK, JOHN & REBECCA	40,200	402.00
PHILBRICK, JOHN & REBECCA	28,000	280.00
PHILBRICK, JOHN A	16,700	167.00
PHILBRICK, JOHN A	14,000	140.00
PHILBRICK, JOHN A	16,400	164.00
PHILBRICK, JOHN A	29,400	294.00
PHILBRICK, JOHN A	28,000	280.00
PHILBRICK, JOHN A	14,700	147.00
PHILBRICK, JOHN A	31,400	314.00
PHILBRICK, JOHN A	15,800	158.00
PHILBRICK, JOHN A	15,200	152.00
PHILBRICK, JOHN A	28,000	280.00
PHILBRICK, JOHN A	164,200	1,642.00
PHILBRICK, JOHN A	28,400	284.00
PHILBRICK, JOHN A	14,200	142.00
PHILBRICK, JOHN A	17,400	174.00
PHILBRICK, JOHN A	16,100	161.00
PHILBRICK, JOHN A	17,000	170.00
PHILBRICK, JOHN A	14,500	145.00
* PHILBRICK, LUCAS	92,700	927.00
* PHILBRICK, MATTHEW	216,300	2,163.00
* PHILBRICK, MICHAEL A. SR.	183,600	1,836.00
PHILBRICK, NATHAN & ANGELA	7,100	71.00
* PHILBRICK, NATHAN & ANGELA	156,700	1,567.00

PHILBRICK, RAY E, JR.	94,900	949.00
PHILBRICK, RAY E. JR.	72,100	721.00
* PHILBRICK, RAY E. JR.	120,200	1,202.00
PHILBRICK, REBECCA	7,700	77.00
PHILBRICK, REBECCA	53,500	535.00
PHILBRICK, REBECCA	36,000	360.00
PHILBRICK, REBECCA	93,900	939.00
* PHILBRICK, REBECCA L.	116,400	1,164.00
PHILBRICK, REBECCA M.	124,900	1,249.00
PHILBRICK, REBECCA M.	52,800	528.00
PHILBRICK, ROBERT	34,600	346.00
PHILBRICK, ROBERT	53,000	530.00
PHILBRICK, ROBERT	14,300	143.00
PHILBRICK, ROBERT	14,300	143.00
PHILBRICK, ROBERT	28,600	286.00
PHILBRICK, ROBERT	28,700	287.00
PHILBRICK, ROBERT	14,300	143.00
PHILBRICK, ROBERT	28,500	285.00
PHILBRICK, ROBERT	34,600	346.00
PHILBRICK, ROBERT	34,900	349.00
PHILBRICK, ROBERT	28,000	280.00
PHILBRICK, ROBERT	28,600	286.00
PHILBRICK, ROBERT	34,600	346.00
PHILBRICK, ROBERT	34,600	346.00
* PHILBRICK, ROBERT	224,000	2,240.00
PHILBRICK, ROBERT E.	42,500	425.00
PHILBRICK, ROBERT E.	77,000	770.00
PHILBRICK, SANDRA	54,100	541.00
PHILBRICK, SANDRA M. & DELWIN C.	131,900	1,319.00
* PHILBRICK, TONYA L &	106,800	1,068.00
* PHILLIPS, BRUCE & LUCILLE P	158,700	1,587.00
PHILLIPS, BRUCE A. & DAVID & MICHAEL	85,100	851.00
* PHILLIPS, DAVID A. & DEBRA L.	96,900	969.00
PHIPPS, WILLIAM H.	700	7.00
PHIPPS, WILLIAM H.	98,500	985.00
PICKELL, TRAVIS	73,800	738.00
PICKETT, A. JOHN III & JENNIFER M.	199,500	1,995.00
* PIERCE, DAVID & CAROL	44,700	447.00
* PIERCE, EDWARD E & SANDRA D	143,700	1,437.00
PIKE INDUSTRIES, INC	23,600	236.00
PIKE INDUSTRIES, INC	29,800	298.00
PIKE INDUSTRIES, INC	11,600	116.00
PIKE INDUSTRIES, INC	1,396,000	13,960.00
PIKE INDUSTRIES, INC	46,700	467.00
PIKE INDUSTRIES, INC	12,700	127.00

PIKE INDUSTRIES, INC	32,700	327.00	
PIKE INDUSTRIES, INC	17,100	171.00	
PIKE INDUSTRIES, INC.	0		4837.00
PINE VIEW MOBILE HOMES	31,500	315.00	
* & PINE, FREDERICK, JR. & DONNA J.	71,000	710.00	
* PINKHAM, DALE R. & BRENDA M.	120,500	1,205.00	
* PINKHAM, Lyla	89,700	897.00	
* PINKHAM, MILLARD & DOROTHY	97,400	974.00	
* PINNETTE, KIMBERLY &	194,200	1,942.00	
PLACE, CARLETTE L, TRUSTEE	188,600	1,886.00	
PLISGA, STANLEY J JR & BARBARA	29,400	294.00	
PLISGA, STANLEY J JR & BARBARA	38,600	386.00	
* & PLOURDE, JOSEPH & DOROTHY	143,400	1,434.00	
* PLOURDE, PATRICK & CHARLENE	159,600	1,596.00	
* POIRIER, ERNEST F & HOLLY M	159,300	1,593.00	
POIRIER, JEROME P.	33,100	331.00	
POIRIER, RHONDA A.	156,200	1,562.00	
* POIRIER, SHEILA & FRECHETTE, JEAN T	173,600	1,736.00	
POISSONNIER, LAURA J & LINWOOD D	150,600	1,506.00	
* & POMERLEAU, GERALD T. & PAULA	235,100	2,351.00	
* POMERLEAU, JEAN-LUC & CONSTANCE	144,900	1,449.00	
* POMERLEAU, MADELEINE C.	125,300	1,253.00	
*# POMERLEAU, MAURICE G & ALBERTA D	91,700	917.00	
PONITZ, GEOFFREY C.	16,200	162.00	
* POOLE, KARL JR. & HEIDI	115,600	1,156.00	
POOLER, MAURICE L. & MICHELLE D.	173,400	1,734.00	
Portland Cellular Partnership Inc.	0		840.00
PORTO, PATRICIA	224,700	2,247.00	
* POST, KRISTIN & SHANON	172,600	1,726.00	
POULIN, CELESTE J. & RICHARD H.	285,300	2,853.00	
POULIN, DENISE M.	80,500	805.00	
POULIN, GERALD	13,200	132.00	
* POULIN, GERALD & HELEN	64,200	642.00	
POULIN, GERALD A.	66,800	668.00	
POULIN, GERALD A.	80,900	809.00	
* POULIN, JOHN B. & AMBER	276,300	2,763.00	
* POULIN, JON E.	125,600	1,256.00	
POULIN, JOSEPH G. & SILVIA J.	81,900	819.00	
POULIN, LARRY	25,700	257.00	
POULIN, MARK R. & CINDY	141,200	1,412.00	
POULIN, PETER& POULIN,KENNETH	17,600	176.00	
POULIN, PHILIP R.	344,600	3,446.00	
* POULIN, RYAN & CHARITY	306,900	3,069.00	
* POULIN, TIMOTHY R. & ELIZABETH J.	136,900	1,369.00	
* POULIOT, JAMES N.	174,100	1,741.00	

POULIOT, JAMES N.	152,500	1,525.00	
* POULIOT, MATTHEW & TRACY L	215,800	2,158.00	
PREBLE, WILLIAM	85,000	850.00	
* PREO, RANDALL J &	107,500	1,075.00	
* PRESCOTT, DAVID &	217,400	2,174.00	
* PRIME, PATRICK D.	101,400	1,014.00	
* PROCTOR, KELLY & MAYLAND	118,200	1,182.00	
PURTON, ALLAN F.	177,500	1,775.00	
* PUTNAM, JAMES R.	516,700	5,167.00	
QUIMBY, MATTHEW & SUSAN	36,400	364.00	
* & QUIRION, ARLENE V.	152,500	1,525.00	
QUIRION, CARL	83,700	837.00	
QUIRION, CARL	26,200	262.00	
* RACINE, ROBERT A. & CAROL A.	188,100	1,881.00	
RACKLEFF, KIM C	62,300	623.00	
RACKLEFF, KIMBER LEE & PETER	33,500	335.00	
* RACKLEFF, PETER A.	180,200	1,802.00	
* RANCOURT, PRISCILLA A.	106,000	1,060.00	
* RANCOURT, REGINALD F. & MARIE G.	191,000	1,910.00	
* & RANSLOW, STEPHEN G	187,500	1,875.00	
* RAPACKI, AMANDA L	73,100	731.00	
* RAVELO-TIMMINS, LISA M. &	153,000	1,530.00	
* RAY, ARTHUR C.	158,100	1,581.00	
RCC Atlantic	0		210.00
REARDON, KIRBY R & SHERRI W	190,000	1,900.00	
REDMOND, RICHARD W.	170,700	1,707.00	
REED, KENNETH L, II	36,800	368.00	
REEDER, RANDY R.	109,200	1,092.00	
REINFELDS, VICTOR V & LYDIA E	262,000	2,620.00	
REITCHEL, EDWARD P	96,500	965.00	
* RENFROE, WAYNE	15,600	156.00	
RENOCK, KENNETH M & NANCY A	220,100	2,201.00	
RENT-WAY, INC	0	70.00	
* REYNOLDS, BEATRICE	229,700	2,297.00	
RICHARDS, JOHN H.	313,500	3,135.00	
* RICHARDSON, ANGELIQUE A.	122,900	1,229.00	
* RICHARDSON, DOROTHY & WESLEY	105,100	1,051.00	
RICHARDSON, ROBERT O & NANCY J	229,000	2,290.00	
RIPLEY, CYNTHIA	119,000	1,190.00	
* RIPLEY, GLORIA	173,600	1,736.00	
RIPORTELLA, CRAIG V & LISA L.	253,800	2,538.00	
RIVARD, DEREK & BARRON, JAMIE	225,100	2,251.00	
RJC ENTERPRISES	38,700	387.00	
* & ROACH, ERIC D. & JUDITH B.	69,400	694.00	
ROADRUNNER HOLDCO, LLC	0		106.00

* ROBBINS, CARL	136,200	1,362.00	
* ROBBINS, DONALD C & NANCY D	135,500	1,355.00	
ROBBINS, MATTHEW & MILLIS, KENDRA	197,800	1,978.00	
ROBBINS, MATTHEW & MILLIS, KENDRA H.	242,200	2,422.00	
* ROBBINS, WINONA	131,400	1,314.00	
ROBERTS, DONALD C. & *ROBERTS, ANNE M	183,500	1,835.00	
* ROBERTS, LEROY E & ANGELA R	196,800	1,968.00	
* ROBERTSON, JANE A & JOHN R.	142,200	1,422.00	
ROBINSON, DAVID E & SUSAN E	175,200	1,752.00	
* & ROBINSON, RICHARD & ELAINE	163,100	1,631.00	
* ROBINSON, RICHARD & EVELYN	0	0.00	
ROBINSON, RICHARD A. & ELAINE A.	28,300	283.00	
ROCHE, THOMAS F. III	179,100	1,791.00	
ROCKWOOD, CONSTANCE E.	52,000	520.00	
ROCKWOOD, CONSTANCE E.	283,100	2,831.00	
* ROCQUE, CHRISTOPHER & CYNTHIA A.	135,100	1,351.00	
RODGERS, ERIN T. & ELIZABETH A.	147,400	1,474.00	
* RODGERS, RICHARD & JENNIFER	127,800	1,278.00	
* RODRIGUE, DEAN A.	189,400	1,894.00	
* RODRIGUE, GEORGE	71,300	713.00	
* RODRIGUE, LEE J. & CORINNA A	224,700	2,247.00	
* & ROGERS, JAMES A. & SANDRA L.	152,100	1,521.00	
ROGERS, MARCIA & JOHN	68,000	680.00	
ROGERS, MARCIA & JOHN	300	3.00	
* ROIX, PATRICIA D.	184,800	1,848.00	
* ROLLINS, WILLIAM H III & FATIMA	116,900	1,169.00	
ROMANO, RICHARD F & NANCY L	132,200	1,322.00	
* RONCO, RALPH & GERALDINE A.	140,500	1,405.00	
ROSADO, RUTHANN	8,900	89.00	
ROSADO, RUTHANN	56,100	561.00	
ROSE, KELLY & MARTIN, RICHARD A	138,700	1,387.00	
* ROSS, KIRK & ADRIANE	199,200	1,992.00	
ROSS, NANCY	45,400	454.00	
* ROSS, NANCY & *VILES, GEORGE H. II	193,500	1,935.00	
ROSS, NANCY J.	32,000	320.00	
ROSSIGNOL EXCAVATING INC	76,100	761.00	
ROSSIGNOL EXCAVATING, INC.	0		140.00
ROSSIGNOL, ERIC R. & ROBERT A, REBECC	144,700	1,447.00	
ROTCHFORD, HOWARD E. TRUSTEE	171,800	1,718.00	
ROTCHFORD, HOWARD E.& ELIZABETH	131,100	1,311.00	
ROTCHFORD, HOWARD E.& ELIZABETH	37,400	374.00	
ROTCHFORD, HOWARD E.& ELIZABETH	168,700	1,687.00	
* ROUTHIER, RALPH J & JOYCE M	131,200	1,312.00	
ROUTHIER, ROGER E. &	61,600	616.00	
* ROUTHIER, ROGER E. & JANE A.	176,800	1,768.00	

ROWE, HALEY T.	130,200	1,302.00	
ROWE, JUSTIN & RINES, HOLLIE	142,200	1,422.00	
* ROWELL, DAVID & JEANETTE	212,600	2,126.00	
* ROY, GERMAINE D	43,400	434.00	
ROY, MONICA & POULIN, ADAM J.	125,300	1,253.00	
* ROY, PAUL M. & VICKI A.	158,400	1,584.00	
ROYLE, DENISE D & FLETCHER, CYNTHIA E	169,500	1,695.00	
ROYLE, FREN D J & DENISE D	33,900	339.00	
* RUEL, MATTHEW R. & KATHLEEN M.	173,700	1,737.00	
* RUNSER, MICHAEL P. & JOYCE P.	416,300	4,163.00	
* RUSSELL, MAXWELL III	331,200	3,312.00	
* & RUSSELL, TIMOTHY A. & SHEILA M.	191,000	1,910.00	
RYAN, BRET	109,300	1,093.00	
* RYAN, BRET	47,600	476.00	
RYAN, LESLIE D	81,500	815.00	
S.W.O.A.M.	17,100	171.00	
* SADLER, DANIEL EDWARD & JILL M.	174,100	1,741.00	
* SADLER, MATTHEW & HEATHER	172,600	1,726.00	
* SADLER, TERRY A.	288,100	2,881.00	
SAFETY-KLEEN SYSTEMS, INC	0		11.00
SALZHAUER, AMY L	94,200	942.00	
SALZHAUER, AMY L	388,700	3,887.00	
SANBORN, CHRISTINE & PRESTON F.	159,500	1,595.00	
* SANBORN, GREGORY W & DEBORAH J	170,700	1,707.00	
* SANBORN, JENNIFER E.	132,000	1,320.00	
* SANBORN, KATE	174,900	1,749.00	
SANBORN, MEREDYTH A.	124,200	1,242.00	
* SANBORN, PERRY F. & LISA D.	100,000	1,000.00	
SANBORN, ROGER W. & BRENDA L.	210,400	2,104.00	
SANBORN, WILSON &	184,200	1,842.00	
* SANBORN, WILSON M. & STOTHOFF, SALLY	163,300	1,633.00	
SANFORD, NANCY A	167,500	1,675.00	
* SANTILLI, LUIGI	98,400	984.00	
SAUCIER, ERIC & SCOTT	29,200	292.00	
SAUCIER, ERIC & SCOTT	33,200	332.00	
SAUCIER, ERIC & SCOTT	30,000	300.00	
SAUCIER, ERIC & SCOTT	28,800	288.00	
SAUCIER, ERIC & SCOTT	62,800	628.00	
SAUCIER, ERIC & SCOTT	29,200	292.00	
SAUCIER, ERIC & SCOTT	28,600	286.00	
SAUCIER, ERIC & SCOTT	29,200	292.00	
SAUCIER, ERIC & SCOTT	30,800	308.00	
SAUCIER, ERIC & SCOTT	28,200	282.00	
SAUCIER, ERIC & SCOTT	33,400	334.00	
SAUCIER, ERIC & SCOTT	28,600	286.00	

SAUCIER, ERIC & SCOTT	28,800	288.00	
SAUCIER, ERIC & SCOTT	28,800	288.00	
* SAUCIER, ERIC II & STACY	196,400	1,964.00	
SAUCIER, TAMARA	307,900	3,079.00	
* SAUNDERS, PATRICK R & JOYCE A	175,600	1,756.00	
* SAVAGE, DEBRA J.	59,800	598.00	
* SAVAGE, GEORGE A. & LOUISE	165,300	1,653.00	
* & SAVAGE, GEORGE A. & THERESA M.	193,400	1,934.00	
SAVAGE, MICHAEL	41,900	419.00	
* SAVAGE, MICHAEL &	160,500	1,605.00	
SAWLIVICH, ANDREW	41,800	418.00	
SAWLIVICH, ANDREW & BRENDA	52,100	521.00	
SAWLIVICH, ANDREW & BRENDA	41,900	419.00	
* SAWLIVICH, ANDREW G & SUSANNE E	178,300	1,783.00	
SAWLIVICH, BRENDA	61,900	619.00	
SAWLIVICH, DOROTHY	69,400	694.00	
SAWTELLE, KERMIT & VERA	9,500	95.00	
SAWTELLE, KERMIT & VERA	600	6.00	
*# SAWTELLE, KERMIT & VERA	63,700	637.00	
* & SAWTELLE, WILLIAM D.	284,900	2,849.00	
* SAWYER, JOHN V. III & LAURIE	245,100	2,451.00	
SCHAEFFLER, WALTER C & AMY R	216,400	2,164.00	
SCHLEHR, FRANK and KIMBERLY	617,000	6,170.00	
SCHMECHEL, PAUL D.	191,200	1,912.00	
SCHMIDT, DAVID & HARRIETT	15,200	152.00	
SCHUPPIN, KENNETH & MARY TRUSTEES	387,700	3,877.00	
* SCHUTTE, PAMELA T. & PETER	299,200	2,992.00	
SCIENTIFIC GAMES INC.	0		11.00
* SCOTT, ROBERT	47,300	473.00	
SCOTT, RYAN	159,300	1,593.00	
SEAVEY, SUSAN	34,900	349.00	
* SEAVEY, SUSAN	103,800	1,038.00	
SECOND BAPTIST CHURCH	50,800	508.00	
* SEEL, CARYL A.	242,700	2,427.00	
* SELUKE, WILLIAM G & CATHY L	169,200	1,692.00	
SHARAFFA, DAVID J & MAE A	70,600	706.00	
* SHAW, DAVID C. &	131,800	1,318.00	
* SHAW, HAROLD JR & MARY	103,600	1,036.00	
* SHERMAN, DIANE L.	99,800	998.00	
SHERMAN, RANDY	86,000	860.00	
* & SHORE, ROBERT & MARGARET	133,500	1,335.00	
SHORES, DANA J.	130,700	1,307.00	
SIDNEY LAKE RIDGE EAST ASSOC.	81,400	814.00	
SIDNEY REALTY LLC	176,700	1,767.00	
SIDNEY TRAIL RIDERS, INC.	106,600	1,066.00	

SIDNEY TRAINING CENTER LLC	352,700	3,527.00	
SIENKO, KENNETH E. & JAMIE M.	170,800	1,708.00	
SIENKO, KENNETH E. & JAMIE M.	31,000	310.00	
SIGMUND, PHYLLIS	131,800	1,318.00	
SILVER SPUR RIDING CLUB, INC	161,000	1,610.00	
SIMMONS, ELIZABETH	47,500	475.00	
* SIMMONS, CATHLEEN E.	153,300	1,533.00	
* SIMMONS, DEBRA & LANCASTER, ALFRED	154,100	1,541.00	
* SIMMONS, MARY L & JOHN E	168,700	1,687.00	
* SIMONEAU, RENALD O & LISE N	139,500	1,395.00	
* SIMONS, VIRGINIA	12,100	121.00	
SIMPSON, PAUL R.	184,800	1,848.00	
* SIMPSON, SHAWN E.	155,800	1,558.00	
SINCLAIR, EDWARD J. & EMILIE E.	117,600	1,176.00	
* SIROIS, FRANCIS P & DEBORAH L	218,500	2,185.00	
* SIROIS, GARY R.	146,100	1,461.00	
SIROIS, GARY R.	33,600	336.00	
SIROIS, JAMES R	94,400	944.00	
SIROIS, JASON F.	332,200	3,322.00	
SIROIS, JASON F.	86,100	861.00	
SIROIS, JASON F. & SUSAN A.	29,900	299.00	
SIROIS, JASON F. & SUSAN A.	95,400	954.00	
SIROIS, SCOTT & CROCKETT, BOBBI	139,700	1,397.00	
* SIROIS, TAMMY L.	113,500	1,135.00	
SISKO, STEPHEN A & JANINE M	166,200	1,662.00	
* SKIDGEL, SHELDON	85,200	852.00	
SKIDGEL, SHELDON W	52,800	528.00	
SLACK, JESSE & MACKENZIE	185,000	1,850.00	
SMALL, JEFFREY & ANNE	157,700	1,577.00	
* SMART, MARYANN D	140,000	1,400.00	
* SMITH, ANDREW N. & LISA	153,500	1,535.00	
* SMITH, ARTHUR J. & *SANTINI-SMITH, LAU	205,100	2,051.00	
* SMITH, BARBARA	58,300	583.00	
SMITH, BETTY	117,700	1,177.00	
* SMITH, BETTY, CAROL & LINDA	92,700	927.00	
SMITH, BETTY, LINDA & CAROL	27,600	276.00	
* SMITH, BONNIE L.	91,200	912.00	
SMITH, BRENT	176,200	1,762.00	
* SMITH, BRIAN G & TRACEY S	267,600	2,676.00	
* SMITH, CHRISTINA	96,200	962.00	
* & SMITH, CLYDE L. & MARGARET E.	117,900	1,179.00	
* SMITH, CURTIS A JR & MARY A	133,000	1,330.00	
SMITH, DAVID B & KATHERINE G	40,400	404.00	
* & SMITH, DAVID B & KATHERINE G	156,700	1,567.00	
* & SMITH, DAVID C. & GAIL	121,800	1,218.00	

* SMITH, DIXON E.	101,000	1,010.00
* SMITH, DON R. & SMITH, DONALD & DOREEN	20,000	200.00
SMITH, DONALD & DOREEN	27,300	273.00
SMITH, DONALD & DOREEN	27,400	274.00
SMITH, DONALD & DOREEN	25,700	257.00
SMITH, DONALD & DOREEN	25,700	257.00
* SMITH, DONALD T. & DOREEN A.	183,600	1,836.00
* SMITH, GARY W. & PATRICIA F.	196,200	1,962.00
* SMITH, GEORGE B III & SMITH, GORDON-HEIRS	296,400	2,964.00
SMITH, JASON	31,800	318.00
* SMITH, JONATHAN & HEATHER	12,500	125.00
SMITH, JONATHAN & HEATHER	130,700	1,307.00
SMITH, JONATHAN A. & DENISE L.	218,200	2,182.00
* SMITH, JOYCE E. & DANIEL L.	168,500	1,685.00
SMITH, KATIE L	26,800	268.00
* SMITH, KEVIN & JESSICA	149,800	1,498.00
SMITH, LEE N.	268,000	2,680.00
* SMITH, MARY L.	94,000	940.00
SMITH, MICHAEL J & SMITH, MONA L TANNER, HEIRS OF	6,300	63.00
SMITH, MONA L TANNER, HEIRS OF	46,000	460.00
SMITH, MONA L TANNER, HEIRS OF	70,100	701.00
SMITH, MONA L TANNER, HEIRS OF	90,900	909.00
SMITH, MONA T., HEIRS OF	126,200	1,262.00
SMITH, MONA T.,HEIRS OF	22,400	224.00
SMITH, RONALD P & JULIE M	103,100	1,031.00
* SMITH, RONALD P & JULIE M	137,900	1,379.00
* SMITH, ROSLAND	127,300	1,273.00
SMITH, STANLEY H.	188,700	1,887.00
* SMITH, TIMOTHY L & SUSAN S	169,400	1,694.00
* SNIDE, CHRISTINE N.	110,400	1,104.00
* SNOW, MICHAEL & LISA	107,400	1,074.00
* SNOWDEN, BOYD & TRACY	189,500	1,895.00
SNYDER, EDWARD A & KIMBERLY A	199,000	1,990.00
SNYDER, EDWARD A.	29,300	293.00
SNYDER, GREGORY R & RONDA C	593,800	5,938.00
* SOBECK, LESLEY	194,600	1,946.00
* SOBOLESKI, DARLENE &	271,900	2,719.00
* SODOMA, DEBRA A & WILLIAM C	129,400	1,294.00
SOMES, ROBERT	203,200	2,032.00
* SOMES, ROBERT K. JR.	212,800	2,128.00
SONNY J. SEARLES LIVING TRUST	156,700	1,567.00
* SOUCY, CLARENCE J. & MAY A.	152,700	1,527.00
* SOULE, DAVID & DONNA	79,900	799.00
* SOUTHARD, FRANK E. & ETHEL M.	149,300	1,493.00
SOUTHER, RUSSELL S & KIESLING, MARYKA	224,600	2,246.00

SPEARS, KRISTY A & PETER T	195,300	1,953.00
* SPENCER, COLEEN B.	109,600	1,096.00
* SPENCER, CRAIG A. & LISA R.	131,100	1,311.00
* SPILLER, HOWARD B. & LORRAINE D	67,900	679.00
SPOONER, DAVID B.	187,600	1,876.00
* SPOONER, EUNICE B & DAVID B	220,700	2,207.00
SPORTSMANS ALLIANCE OF MAINE	28,500	285.00
SPORTSMANS ALLIANCE OF MAINE LAND TR	3,400	34.00
* & SPRAGUE, MERLE R. & BARBARA	116,500	1,165.00
SPRAGUE, MICHAEL & RACHAEL	121,900	1,219.00
* SPROUL, BRYCE J.	163,300	1,633.00
SPROUL, HOWARD W. JR.	170,300	1,703.00
SQUIERS, ANITA L. & BRIAN	26,800	268.00
* SQUIERS, BRIAN & ANITA	118,100	1,181.00
* ST. PETER, JOEY B & ERICA B	168,400	1,684.00
ST. PIERRE, AARON	58,100	581.00
* ST. PIERRE, BARBARA	12,000	120.00
ST. PIERRE, GINGER	26,200	262.00
* ST. PIERRE, LEONARD J III & JEANNE	208,400	2,084.00
ST. PIERRE, RAYMOND & DIANE P	41,300	413.00
* ST. PIERRE, RAYMOND D & DIANE P	205,700	2,057.00
* ST. PIERRE, SALLY A.	156,100	1,561.00
* ST. PIERRE, SARAH JW & JEFFREY A	186,100	1,861.00
* ST. PIERRE, SHELLY	153,800	1,538.00
* STACEY, BRIAN J & VALERIE J	201,700	2,017.00
STAFFORD, CYNTHIA	161,300	1,613.00
* STAGGE, ROBERT L.	86,600	866.00
STANHOPE, BRANT & LAURIE	14,600	146.00
* STANHOPE, BRANT & LAURIE	129,200	1,292.00
* STANHOPE, BRETT J. & GABRIELLE	99,200	992.00
STANHOPE, BRETT J. & GABRIELLE	111,960	1,119.60
* STANHOPE, JORDAN L & BEVERLY J	63,100	631.00
STAPLES, CARL	30,500	305.00
* STAPLES, LOUISE & BRUCE	123,800	1,238.00
STEINMEYER, RAY B	41,100	411.00
* & STEINMEYER, RAY B.&	170,600	1,706.00
STEPHENSON, SOLVEIG TRUST	176,000	1,760.00
STEVENS, ALAN C & DIERDRA S	55,600	556.00
* STEVENS, ALAN C. & DIEDRA S.	215,400	2,154.00
* STEVENS, CARLA J.	77,400	774.00
* STEVENS, DENNIS R.	186,400	1,864.00
* STEVENS, DOUGLAS J. & JERI W.	218,900	2,189.00
* & STEVENS, GLENN A. & ETHEL	107,200	1,072.00
* STEVENS, JANE W.	97,500	975.00
* STEVENS, JANEL D.	39,900	399.00

* STEVENS, KATHY	3,700	37.00	THOMPSON, JAMES & LOIS	88,400	884.00
* & STEVENS, KEITH M. JR.	88,900	889.00	* THOMPSON, JAMES & LOIS	266,500	2,665.00
STEVENS, KEITH M. JR.	27,400	274.00	* THOMPSON, MICHEAL & CANDACE	162,600	1,626.00
STEVENS, L. CARLTON, DURWOOD, ERNE	8,900	89.00	* THOMPSON, STEPHEN J & LORELAI E	255,800	2,558.00
* STEVENS, LLOYD C. & BARBARA	169,300	1,693.00	THOMSON, LISA-ANNE	30,200	302.00
STEVENS, NATHAN P. & EMILY A.	235,534	2,355.34	* & THOMSON, DAVID & LISA-ANNE	184,600	1,846.00
* STEWARD, JAMES & ELIZABETH	221,300	2,213.00	* THORNE, CHRISTOPHER A & SARAH J	157,000	1,570.00
* STITT-KITTREDGE, NANCI	189,800	1,898.00	* THORNE, GARY L	224,600	2,246.00
STITT-KITTREDGE, NANCI &	61,700	617.00	* & THORNE, JANET LIFE ESTATE	113,800	1,138.00
STODDARD, ADAM C	79,000	790.00	* THORNE, JEROMIAH A & SHEILA M	244,100	2,441.00
STODDARD, JEFFREY W. & PAMELA J.	168,500	1,685.00	* THORNE, LAWRENCE & NANCY	104,000	1,040.00
STODDARD, RONALD W. & ERNESTINE G.	54,800	548.00	THORNE, ROBERT	37,600	376.00
* STONE, JEFFREY & DEBRA	370,600	3,706.00	* THORNE, ROBERT S. & KATHLEEN G.	120,100	1,201.00
STONEWALL DEVELOPMENT LLC	28,200	282.00	THURLOW, DAVID & ANDREA	88,500	885.00
STONEWALL DEVELOPMENT LLC	29,900	299.00	* THURLOW, TIMOTHY & GLORIA J	180,800	1,808.00
STONEWALL DEVELOPMENT LLC	28,000	280.00	TIBBETTS, HEIDI J. & ALAN B.	28,900	289.00
STONEWALL DEVELOPMENT LLC	28,600	286.00	* TIBBETTS, KATHERINE & ALAN	152,000	1,520.00
STONEWALL DEVELOPMENT LLC	28,700	287.00	* & TIBBETTS, LAWRENCE A. & SANDRA	165,400	1,654.00
STONEWALL DEVELOPMENT LLC	28,000	280.00	TIERNEY, JAMES & ALLEN-TIERNEY, JANE	95,500	955.00
STONEWALL DEVELOPMENT LLC	29,900	299.00	* & TILLSON, ARTHUR D.	133,500	1,335.00
STONEWALL DEVELOPMENT LLC	28,300	283.00	* TILLSON, BENJAMIN	62,800	628.00
STONEWALL DEVELOPMENT LLC	28,100	281.00	* & TILLSON, EDWARD W SR & JEAN L	168,900	1,689.00
STONEWALL DEVELOPMENT LLC	28,300	283.00	TILLSON, EDWIN H & SHERRY R	140,400	1,404.00
STOREY, PATRICIA A.	258,100	2,581.00	* TILLSON, EDWIN H. & SHERRY R.	197,700	1,977.00
* STRAFFIN, NORMAN I & MARGARET F	180,300	1,803.00	TILLSON, EDWIN H. & SHERRY R.	1,600	16.00
* STRATTON, EUGENE P & SARA J	115,800	1,158.00	* TILLSON, GERRY M.	166,100	1,661.00
STRATTON, EUGENE P SR &	9,900	99.00	* TILLSON, LEE R. & SHERRY B.	217,700	2,177.00
STRATTON, EUGENE P. SR, BENJAMIN P. &	8,900	89.00	TILLSON, SCOTT & TAMMY	9,000	90.00
STRICKLAND, CAETLIN D.	115,300	1,153.00	TILLSON, SCOTT M. & TAMMY L.	98,600	986.00
* STRICKLAND, JOHN	150,100	1,501.00	* TILLSON, WALTER & EFFIE	158,900	1,589.00
* STUDLEY, ROBERT W. & CECILE A.	97,000	970.00	* TILTON, DALE	342,600	3,426.00
STURM, ANDREA	159,200	1,592.00	TILTON, DALE	181,800	1,818.00
SULLIVAN,PATRICK & EASTON,MARTHA	98,700	987.00	TILTON, DALE	78,100	781.00
SURPRENANT, JAMES R.	108,700	1,087.00	TILTON, DALE	13,000	130.00
SWAILS, ERIC	172,500	1,725.00	TILTON, DALE V & SANDRA	29,100	291.00
* SWETT, MARK D. & PAMELA J.	169,100	1,691.00	TILTON, DALE V. & SANDI	13,200	132.00
SWIFT, JEFFREY & BETTY	258,500	2,585.00	TILTON, DENNIS H & SHARON J	93,800	938.00
SYMONEVICH, JOHN A.	60,900	609.00	* TILTON, DENNIS H & SHARON J	196,700	1,967.00
TAKACH, ROBERT	443,900	4,439.00	TIME WARNER	0	9894.00
TANSEY, JAMES	249,500	2,495.00	TIPPET, SAMUEL J.	195,000	1,950.00
* & TARDIFF, EDWARD	85,700	857.00	TOBEY, BARBARA & ROBIN	27,600	276.00
* THERIAULT, MANNING J. SR & JANET L.	92,700	927.00	TOMAN, GEORGE R.& JOYCE	40,200	402.00
* THERIAULT, ROLAND & AMY	163,400	1,634.00	TOMPKINS, RICHARD, STEPHEN & BRENDA	6,200	62.00
* THOMAS, BRENDA M.	167,400	1,674.00	TONDREAU, PAMELA & REGINALD	252,100	2,521.00
* THOMPSON, EDWARD A. & ANN M.	207,200	2,072.00	* TONDREAU, REGINALD P & PAMELA M	182,400	1,824.00

TONDREAU, ZACHARIAH R. &	152,700	1,527.00	
* TOSI, STEVEN & TRACY	116,800	1,168.00	
* & TOULOUSE, ROGER B.	169,000	1,690.00	
TOWERS, BRAD &	56,900	569.00	
TOWLE, HOWARD L & JESSICA L	144,600	1,446.00	
TOWNSEND, KIMBERLY A & STEVEN C	211,800	2,118.00	
TOZIER, DONALD & DONNA	235,300	2,353.00	
TOZIER, JOEL K. & NANCY J.	235,200	2,352.00	
* TRACY, CONSTANCE I	98,000	980.00	
TRACY, CONSTANCE I	22,400	224.00	
TRACY, DUANE & UNA	126,100	1,261.00	
* TRACY, JAMES G & JODIE J	198,000	1,980.00	
TRACY, LEAH C	71,400	714.00	
TRACY, RAYMOND & NANCY	98,200	982.00	
TRACY, RAYMOND D & NANCY M	260,200	2,602.00	
TRACY, RYAN & ANDREA	195,600	1,956.00	
* TRACY, THOMAS	13,700	137.00	
TRAFTON PROPERTIES, INC	65,300	653.00	
TRAFTON PROPERTIES, INC	50,500	505.00	
TRAFTON PROPERTIES, INC	66,500	665.00	
TRAFTON PROPERTIES, INC	168,400	1,684.00	
TRASK, JONI M.	124,900	1,249.00	
TRASK, LEEANN L.	153,500	1,535.00	
TRASK, ROBERTINA B.	12,500	125.00	
TRASK, ROBERTINA B.	45,200	452.00	
* & TRASK, VINCENT W & LEEANN L	104,500	1,045.00	
TRAUSSI, GREGORY J & JOANNA P	152,200	1,522.00	
TREADWELL, PAMELA & DANA II	138,000	1,380.00	
TREES LTD, C/O DONALD COLE	0		3702.00
TREES, LTD	0		8280.00
TREPANIER, DIANA	53,300	533.00	
* TREPANIER, DIANA M.	150,300	1,503.00	
* TRIPP, TENEALE & JOHNSON, DAVID	95,700	957.00	
* TRUE, MICHELLE M.	205,900	2,059.00	
TUELL, ANTHONY J.	213,700	2,137.00	
TURCOTTE, JOYCE L.	77,100	771.00	
* TURGEON, CATHY & RAYMOND	182,400	1,824.00	
* TURGEON, ERICA L.	117,100	1,171.00	
* TURGEON, GERARD J. & JEANNE M	109,800	1,098.00	
* & TURNER, GILBERT & FRANCES	132,000	1,320.00	
* TURNER, JOHN H JR & JOLENE D	131,500	1,315.00	
* TURNER, KATHLEEN P & JACK B	230,800	2,308.00	
* TURNER, STEPHEN & JO-ANN	153,900	1,539.00	
* TUTTLE, ALLEN G & MARCIA J	146,500	1,465.00	
TUTTLE, GARY L. & ESTHER	61,800	618.00	

* TUTTLE, GREGORY A. & RACHEL A	97,500	975.00	
* TUTTLE, LINDA	43,300	433.00	
TUTTLE, ROSE MARIE & GARY L JR	130,800	1,308.00	
* TUTTLE, ROSS A.	176,000	1,760.00	
TWINLEAF LANE ASSOCIATION, INC	28,200	282.00	
* VAFIADES, SCOTT & DOMENICA	261,100	2,611.00	
* VALERA, SANDRA	207,200	2,072.00	
* VAN HORN, LEON	88,000	880.00	
* VAN HORN, NORMAN	166,900	1,669.00	
* VAN ORMAN, SCOTT LIVING TRUST &	304,800	3,048.00	
* VAN WART, ARTHUR R. & SANDRA L	200,200	2,002.00	
VANADESTINE, LEE R & ROXANNA M	269,300	2,693.00	
* VARNERIN, JEFFREY D. & CAROLYN A.	152,500	1,525.00	
VASVARY, DAWN M. & LOUIS	84,300	843.00	
* VEILLEUX, CLAUDE & SONIA	125,800	1,258.00	
* VEILLEUX, JOHN & ROBIN	182,200	1,822.00	
* VEILLEUX, LYNETTE T.	104,800	1,048.00	
* VEILLEUX, MARC G & BRIDGITTE M.	72,000	720.00	
* VEILLEUX, MARC L.	87,900	879.00	
VEILLEUX, NORMAN J.	30,100	301.00	
* VEILLEUX, RICHARD J. & JULIETTE	103,000	1,030.00	
* VENABLE, STACY & CHAD	250,600	2,506.00	
VERIZON WIRELESS	0		83.00
* VIGUE, THOMAS & FINGERMAN, EILEEN	231,000	2,310.00	
* VINSKEY, JONATHAN	173,000	1,730.00	
VINTINNER, PATRICIA & ST PIERRE,CYNTH	165,100	1,651.00	
* VIOLETTE, MICHAEL & DEBORAH L.	121,300	1,213.00	
VIOLETTE, RANDY R.	313,900	3,139.00	
* VIOLETTE, THOMAS D. & PAMELA M.	162,000	1,620.00	
VOGT, WILLIAM C. & MARTHA L.	234,900	2,349.00	
* VOISINE, RENARD P. & NANCY L.	168,200	1,682.00	
* VYE, ALBERT H.JR.	104,700	1,047.00	
W & S ENTERPRISES	40,000	400.00	
W & S ENTERPRISES	2,100	21.00	
WABI RADIO TV	0		138.00
* WACOME, DONALD & DONNA M.	169,300	1,693.00	
WACOME, DONALD G. & DONNA M.	29,800	298.00	
WADE, CHRISTOPHER T.	122,200	1,222.00	
WADE, DEAN & CYNTHIA	36,800	368.00	
* WADE, DEAN L. & CYNTHIA C	343,500	3,435.00	
* WADE, MELVIN JR. & JOAN M.	213,800	2,138.00	
* WADE, RANDY L &	135,300	1,353.00	
* WADE, TIMOTHY M	188,900	1,889.00	
WALKER, FRANK E.	154,200	1,542.00	
WALKER, JOHN S & JUDITH	187,600	1,876.00	

WALKER, MARK A & CAROL A	109,900	1,099.00
WALSH, RICHARD & JAYNE	241,600	2,416.00
WANSER, MARIE	106,400	1,064.00
WANSER, MARIE	31,600	316.00
WANSER, MARIE	14,500	145.00
WANSER, MARIE	19,100	191.00
WARD, BRYAN	180,500	1,805.00
WARMAN, CLYDE & PATRICIA	100,300	1,003.00
WARNER, JOHN R & SUSAN B	265,600	2,656.00
* & WARREN, CLEMENT & CONSTANCE	231,500	2,315.00
* WATSON, THOMAS O. & SHIRLEY M.	387,500	3,875.00
WEAVER, ALISON L. & BRUCE C.	348,900	3,489.00
WEAVER, ALLISON L. & BRUCE C.	33,800	338.00
WEBB, MARGARET H. & *PIERCE, PATRICK	125,500	1,255.00
WEBB, RONALD & MARIE	52,000	520.00
WEBBER FAMILY TRUST--	36,000	360.00
* WEBBER, CORAL E.	102,900	1,029.00
* WEBBER, RONALD & BARBARA	123,500	1,235.00
WEBSTER, DAVID A	43,200	432.00
* WEBSTER, DAVID A.	115,400	1,154.00
* WEEKS, ALTON & BOUCHER, TERESA	154,700	1,547.00
* WEISS, DACE	242,700	2,427.00
WELCH, ANTHONY J.	4,700	47.00
* WELCH, ERIC & JENNIFER	173,200	1,732.00
WELCH, KEVIN	87,900	879.00
* WELCH, LINDA	140,600	1,406.00
WELCH, LINDA J	132,450	1,324.50
WELCH, PHILLIP &	196,400	1,964.00
* WELLS, DANIEL & BRENDA	146,700	1,467.00
* WELTON, JAMES C & ELIZABETH L	138,900	1,389.00
WENTWORTH, JIM & CHERYL	29,500	295.00
* WENTWORTH, JIM D. & CHERYL L.	273,500	2,735.00
* WESCOTT, BRUCE D.	166,000	1,660.00
WESCOTT, DONALD T. & BEVERLY J.	142,800	1,428.00
WESCOTT, KYLE	32,900	329.00
WEST SIDNEY BAPTIST CHURCH	73,100	731.00
* WEST, PATRICIA A.	164,700	1,647.00
WESTOVER REALTY TRUST	51,200	512.00
WHEELER, GARY & KELLEY P	207,500	2,075.00
WHELOCK, ROBERT E JR	112,500	1,125.00
* WHITCOMB, JONATHAN & MELINDA	239,300	2,393.00
* WHITCOMB, ORMAN	268,200	2,682.00
WHITCOMB, ORMAN E.	97,500	975.00
WHITE, BOBBI-JO	16,300	163.00
WHITE, CHRISTOPHER C & MICHELLE M	217,900	2,179.00

WHITE, CLARENCE	66,800	668.00
WHITE, CLARENCE	106,100	1,061.00
WHITE, CLARENCE	111,400	1,114.00
* WHITE, CLARENCE	214,900	2,149.00
WHITE, CLARENCE	34,500	345.00
WHITE, CLARENCE	54,500	545.00
* WHITE, DARCY N & NANCY J	187,600	1,876.00
WHITE, DARIN & SARAH	188,700	1,887.00
* WHITE, JACOB & KIMBERLY	203,500	2,035.00
* WHITE, MARK & DIANE	295,000	2,950.00
WHITE, MARK A & DIANE M	30,200	302.00
WHITE, MARK A. & DIANE M.	70,200	702.00
* WHITE, TUNNEY A & MARIANNE C	263,700	2,637.00
WHITEHOUSE, LANCE W	61,800	618.00
WHITEHOUSE, LANCE W.	164,000	1,640.00
WHITEHOUSE, LANCE W.	59,000	590.00
WHITNEY, LORI L.	175,200	1,752.00
* WHITTEN, HOWARD A. & JUDITH K	167,600	1,676.00
* WHITTIER, KENNETH	128,000	1,280.00
WIGGIN, DAVIS E.	451,700	4,517.00
WIGGIN, JOHN	72,300	723.00
WIGGIN, JOHN	202,100	2,021.00
WIGGIN, JOHN	335,900	3,359.00
WILBER, NANCY	55,400	554.00
* WILKINS, STEPHANIE M	37,800	378.00
WILLETTE, LAWRENCE & CANDICE	36,700	367.00
* WILLETTE, LAWRENCE & CANDICE	243,200	2,432.00
* WILLETTE, MELISSA A.	111,900	1,119.00
* WILLETTE, PATRICK W. & SUSAN M	95,600	956.00
WILLETTE, ROBERT & PAMELA	38,200	382.00
* WILLETTE, ROBERT & PAMELA	236,900	2,369.00
* & WILLETTE, ROBERT L. & RUTH H.	50,100	501.00
WILLIAMS, CHRISTOPHER J & DARCY	23,500	235.00
WILLIAMS, PERLEY & TRUMAN, ROXANNE	101,800	1,018.00
WILLIAMS, RACHEL & TIMOTHY	168,000	1,680.00
* WILLIAMS, RACHEL & TIMOTHY	124,500	1,245.00
WILLIAMS, RACHEL & TIMOTHY	10,500	105.00
* WILLIAMS, TIMOTHY D & ANDREA	174,200	1,742.00
WILLIAMS, TONYA M & GLENN R	111,400	1,114.00
* WILLIGAR, DESIREE N. & NATHAN J.	179,300	1,793.00
WILSON, DAVID C & BETH A	169,700	1,697.00
* WILSON, DAVID L & NANCY P	290,900	2,909.00
WILSON, LINDA	35,300	353.00
* WILSON, LINDA	222,700	2,227.00
* WILSON, SCOTT L. & KAREN L.	129,600	1,296.00

* WINCHENBACH, ALLAN C.	110,900	1,109.00	
* WINDSOR, WILLIAM JR & ROOD-WINDSOR,	270,300	2,703.00	
WING, ANGELA D.	172,400	1,724.00	
WINKLEY, DEBORAH ANN CAMPBELL	92,400	924.00	
* WINTER, TRUDY S.	94,400	944.00	
WITHAM, WILLIAM & ELLEN	9,300	93.00	
* WITHAM, WILLIAM & SARAH	176,800	1,768.00	
WITHAM, WILLIAM & SARAH	211,100	2,111.00	
WITHAM, WILLIAM R & ELLEN A.	283,400	2,834.00	
WITHAM, WILLIAM R SR & ELLEN A	1,200	12.00	
WITHAM, WILLIAM R. & ELLEN A.	89,200	892.00	
WITHAM, WILLIAM R. JR. & SARAH A.	26,200	262.00	
WITHAM, WILLIAM R. SR.	117,600	1,176.00	
WITHAM, WILLIAM SR.	30,900	309.00	
* WITHAM, WILLIAM, SR. & ELLEN	116,700	1,167.00	
WLBZ 2	79,300	793.00	
WOHLFORD, RODNEY & LESLIE	270,100	2,701.00	
* WOOD, ALLEN R & SHELLY A	206,500	2,065.00	
WOOD, DEREK E	35,600	356.00	
* WOOD, KAREN	152,700	1,527.00	
* WOOD, KEITH S	134,100	1,341.00	
WOOD, ROBIN & EILEEN	293,000	2,930.00	
WOODARD, LYNN C.	47,800	478.00	
* WOODHEAD, ANDREW & ANGELA	189,400	1,894.00	
* WOODSIDE, PATRICK M & CYNTHIA A	210,000	2,100.00	
WOODWARD, CRAIG	42,000	420.00	
WOODWARD, CRAIG W. & SANDRA	176,400	1,764.00	
* WOODWARD, ROBERTA R & LOFTUS, ELIZA	77,400	774.00	
WORLEY, TIMOTHY L & NORMA J	193,800	1,938.00	
WRIGHT, KERRYANNE &	177,900	1,779.00	
* WRIGLEY, DONNA E	148,500	1,485.00	
YANNELLI, DANA	161,200	1,612.00	
YERIGAN, BRUCE D & KRISTINE L	544,700	5,447.00	
YERIGAN, KRISTINE L & BRUCE D	104,400	1,044.00	
YETERIAN, EDWARD H & MARGARET W	289,300	2,893.00	
YOTIDES, CHRISTINE	270,800	2,708.00	
YOUNG, CLIFFORD & PATTY ANNE	91,700	917.00	
* YOUNG, MICHAEL & JENNIFER LEE	121,300	1,213.00	
ZIMBA, JASON	29,000	290.00	
ZIMBA, JASON & AMY	118,800	1,188.00	
	340633513	3,406,509.13	35228.00

* Homestead
& Veteran
Blind

REPORT OF THE CODE ENFORCEMENT OFFICER

The number of building permits again was lower than years past, but the number of new homes was the same as last year. The total number of building permits issued was 72 compared to 76 in 2010 and 99 in 2009. The breakdown is as follows:

	<u>2009</u>	<u>2010</u>	<u>2011</u>
New Homes	10	19	19
Mobile Homes	10	7	6
Barns & Garages	50	30	21
Repairs & Additions	20	12	16
Decks & Pools	9	7	9
Commercial Buildings	0	1	0

The Town of Sidney will face many new changes this coming year with the State of Maine mandating that municipalities with a population of 4,000 residents or more must enforce the Maine Uniform Building Code and the Maine Uniform Energy Code (MUBEC), effective July 1, 2012. Originally any municipality with a population of 2,000 or more must enforce these regulations and the Legislature changed this to only mandate that municipalities with 4,000 or more residents enforce. Essentially this means that approximately 85 municipalities out of 450 must build to these standards.

Should you have any questions, I can be reached at my home 495-3868, or at the office during my office hours (Monday nights 6PM - 9PM during the winter months & Mon. 6PM - 9PM & Sat. 9AM - NOON during summer months) at 547-3159. You may also call my cell phone anytime at 441-5302.

Respectfully submitted, Gary R. Fuller, Code Enforcement Officer

REPORT OF THE PLUMBING INSPECTOR

The number of plumbing permits that were issued in 2011 was 48 compared to 42 in 2010. The breakdown is as follows:

<u>2010</u>	<u>2011</u>
32 - ext.	31 - ext.
10 - int.	17 - int.

If you need a plumbing permit, or your project is ready for inspection, please contact me at 495-3868, or at the office during my regular office hours (Mon. 6PM - 9PM during the winter and Mon. 6PM - 9PM & Sat 9AM - NOON during the summer) at 547-3159 or my cell phone anytime at 441-5302.

Respectfully Submitted, Gary R. Fuller, Plumbing Inspector

REPORT OF THE SIDNEY RESCUE CHIEF

Sidney Rescue responded to 138 medical emergencies and Fire and Rescue responded to 63 motor vehicle accidents. Rescue also stood by at structure fires to provide medical attention if needed.

Top four responders to these calls were:

1. Rachel Williams.....172
2. Dan Courtemanch.....59
3. Richard Jandreau.....47
4. Mary Jane Parks..... 46

The following were elected for two years: Rescue Chief: Rachel Williams
Asst. Chief: Mary Jane Parks
Captain: Scott Routhier

Mary Jane Parks, with the assistance of Rachel Williams, taught a CPR class for Manter Construction Company.

Rachel Williams was presented with the Spirit of America Award for years of service to the Town.

Trainings for Rescue personnel are held once a month with continuing education credits being applied towards licensing, which is done every three years. June, July and August trainings are done with Firefighters using the Rescue boat.

We have added another Emergency Medical Technician to our squad, bringing the total to nine.

Once again, we would like to thank Firefighters who have responded to medical calls, when toned out, to assist Rescue personnel.

Also, we would like to thank the Townspeople for their continued support.

Please remember to buckle up! Seat belts do save lives!

Respectfully submitted,

**Rachel Williams
Rescue Chief**

REPORT OF THE SIDNEY FIRE CHIEF

The Fire Department for the year 2011 covered 78 fire calls and 63 fire/rescue calls in Sidney. The fire department issued 563 fire permits on the weekends in 2011. These were issued by firefighters at the West River Road station on the weekends and non holidays from 9:00am - 11:00am weather permitting. This does not include online permits or permits that were issued during the week.

The department brought on Dan Brown and Mark McMahon who are both interior qualified by the Bureau of Labor Standards. To become BLS qualified it took them 7 weekends of class and hands on training.

The Sidney Fire department is pleased to announce the promotion of Ben Jandreau from fire fighter to Lieutenant. Congratulations, Ben!

The officer core of the Fire Department consists of:

- *Chief Richard Jandreau
- *Asst. Chief Bob Bacon
- *Capt. Kevin Bacon
- *Capt. Tim Williams
- *Lt. Dan Fish
- *Lt. Brian McKinnon
- *Lt. Ben Jandreau

Thank you to all my officers for their commitment throughout the year.

Please be considerate to your neighbors by not burning trash when you are having a fire. Remember burn barrels are illegal unless you are burning clean wood.

The Sidney Fire Department and I would like to take this time to thank the people of the Town of Sidney for their continued support. Without you we could not do our job.

PLEASE REMEMBER TO CHANGE YOUR BATTERIES IN YOUR SMOKE DETECTORS FOR THE SAFETY OF YOUR LOVED ONES AND PLEASE REMEMBER TO CLEAN YOUR CHIMNEYS.

Thank you,

Chief Richard Jandreau

SIDNEY HISTORICAL SOCIETY

Another year has come and gone and the Sidney Historical Society has seen some progress in several areas. We welcome our new members and look forward to growing the membership this year. The website committee is working to produce a website to promote the society and to inform citizens of upcoming events and activities. Jeff Frost presented the Society with a gavel he recycled from a leg of an old town hall table. Members have been busy cataloging historical artifacts such as town reports, old photographs, veteran's names, and any historical items which have been donated.

With the approval of the Board of Selectmen, SHS is working with the Maine State Archives to treat mold on Sidney's old town records and to take whatever steps are necessary to remove mold in the basement. Many volunteer hours, at no cost to the town, have been spent in this endeavor. Citizens will soon be able to see a revitalized building with space for various community activities.

The second annual Antique Car and Tractor show, chaired by Kathi Smith, held at the Silver Spur Riding Club was a successful event that drew car and tractor enthusiasts from all over Maine. We had over 100 entries and were sponsored by over 40 individuals and businesses. This year we also offered swap meets and booth spaces, something we hope will grow in the future. We envision a time when we can partner with other community organizations to offer a variety of events, perhaps creating an "Old Sidney Days" summertime attraction.

The second annual Community Celebration, chaired by Simone Kramer, took place in October. Spirit of America Awards were presented to Robert Bacon for his continued service to the Sidney Volunteer Fire Department, to Rachel Williams for her many years of service to Fire and Rescue Operations, and to William and Charlotte Sawtelle for their dedication to the SHS newsletter and the annual calendar. Art Ray presented a brief history of the John Ernst Poultry business with photos provided by Bob Campbell. A more detailed program will be presented this spring. The second annual quilt was won by Shirley Tilton.

The SHS has committed itself to a goal of identifying and recognizing all veterans with a Sidney connection. The Veteran's Memorial Committee's goal is to honor those who have served, to preserve their personal stories and make them part of the permanent record of the Town

of Sidney. To realize this goal, we are asking veterans, their families and community members for biographical data, reminiscences of service and the lives they led after returning home.

SHS brief business meetings are generally followed up with a program of historical significance. One notable guest speaker was Con Fullam who grew up in the house on the corner of the West River Road and Town Farm Road which was once the "Sidney Town Farm". Mr. Fullam reminisced about his younger years, shared some of his music with us, including the Maine Christmas Song.

As we continue to collect, document, and present educational and historical events, we invite you to join us in preserving and sharing the History of Sidney.

Respectfully submitted,

Sidney Historical Society

REPORT OF THE ANIMAL CONTROL OFFICER

2011 was a rough year for dog licensing. Sidney had over 120 outstanding dog licenses and in order to resolve this, an aggressive decision was made to issue court summonses for those who hadn't licensed their dog(s). However, the majority of the summonses were cancelled because all but a few dog owners came in to complete the required licenses. This year I will attempt to notify each dog owner either by phone, letter or a visit. Remember that it is not only a town ordinance, it is Maine State Law Title 7, Section 3921, that all dogs must be licensed. Maine state law also requires that both dog and cats are vaccinated against rabies, Title 7 Section 3916. It not only benefits your pet, but you as well. By doing this, you are in part helping to keep the spread of Rabies and other infections down. Rabies is an issue here in Maine, so lets work together to fight this.

A resident had an unvaccinated cat that had become sick and died after exhibiting signs of rabies. The cat was taken to the Augusta Laboratory where a test ruled out rabies. Had the cat tested positive, everyone in the household would have undergone a series of rabies vaccinations, and all the other pets would have been quarantined.

Also, in 2011 a new animal trespassing law was passed. This law will allow officers to summons animal owners who allow their animals to run at large on properties other than their own. More specifically, when an animal is found trespassing three or more times in a seven day period or five times within a 30 day period, the animal owners may be summonsed to court; cats are excluded from this law.

If you are having issues with animal trespassing, please call the Sheriff, State Police or myself at the time of the incident in order to document each event. Also, if you're able, photograph or video each event as evidence proves stronger in court.

When I was hired in 2010, I worked as the Animal Control Officer for two towns. Since then I have acquired a total of six towns as part of my jurisdiction. Besides Sidney I now patrol the towns of Chelsea, Hallowell, Mount Vernon, Waterville and Whitefield. If you have an issue that requires a response, please keep in mind that I may be handling calls in another town. Be assured that I will attempt to respond to each call in a reasonable manner. If you feel your call needs an emergency response, dial 911.

If you have any questions regarding animal issues, related law, or need advice with animal wildlife, please don't hesitate to call me. All though animal wildlife is not part of my animal control duties, I am certified to address animal damage control issues as an agent with the Maine Department of Inland Fisheries and Wildlife. A fee may be charge for any trapping and removal of nuisance wildlife. However, if the animal is exhibiting signs of rabies, contact me immediately as this is an animal control related issue and needs to be handled right away.

Thank you for your support.

Chris Martinez
Animal Control Officer

Rabies Control

What is rabies?

Rabies is a disease that is caused by a virus. It affects the brain and spinal cord and can cause death if left untreated. Rabies in people is very rare in the United States, but rabies in animals - especially wildlife - is common in most parts of the country including Maine. An animal with rabies is called a "rabid" animal.

How is rabies spread?

The rabies virus lives in the saliva, brain and spinal cord (neural tissue) of infected animals. It is spread when a rabid animal bites or scratches a person or animal, or if a rabid animal's

saliva or neural tissue comes in contact with a person or animal's mouth, nose or eyes, or enters a cut in the skin. Rabies is not spread by petting or touching dried saliva, blood, urine, or feces of a rapid animal.

What is a rabies exposure?

A rabies exposure happens when the saliva or neural tissue of a rabid animal comes in contact with a person or animal through a bite or scratch, cut in the skin, or gets into the eyes, nose, or mouth.

How can I prevent exposure to rabies?

Generally, you can avoid contact with wild animals. Also, make sure your dog or cat is up-to-date on rabies vaccination.

What to do if...

You have been exposed to a

- *Domestic animal* (cat or dog)
 - Clean all wounds with soap and water for 10-15 minutes.
 - Call your local Animal Control Officer.
 - Call your Healthcare Provider.
 - Call your local Animal Control Officer
 - The cat or dog will likely require a 10 day quarantine to rule out rabies.
- *Wild animal* (raccoon, skunk, bat, fox, or other wild animal)
 - Clean all wounds with soap and water for 10-15 minutes.
 - Call your local Game Warden.
 - Call your Healthcare Provider
 - Call your local Animal Control Officer

Rabies testing is needed on the wild animal to rule out rabies.

Your Pet has been exposed to a ...

- *Domestic animal* (cat or dog)
 - Call your local Animal Control Officer
 - Call your Veterinarian
 - If fully vaccinated, the cat or dog will likely require a 45 day observation period to rule out rabies.
 - Call your local Animal Control Officer
- *Wild animal* (raccoon, skunk, bat, fox, or other wild animal)
 - Call your local Game Warden
 - Call your Veterinarian
 - Rabies testing is needed on the wild animal to rule out rabies
 - Call your local Animal Control Officer

ANNUAL REPORT OF THE SIDNEY ATHLETIC ASSOCIATION

The past year has been very busy for the Sidney Athletic Association. The participation numbers of our youth programs are relatively consistent with last year in all sports. In November, our membership elected new board members.

- Rick Greene was elected to replace Boyd Snowden, who resigned with 2 years remaining on his term.
- Shawn Brunelle was elected to replace Jason Brann who resigned with 1 year remaining on his term.
- Amber Bragg was elected to replace Vicki Roy who resigned with 2 years remaining on her term.
- Bob Dube, Keith McGlauflin and Dean Hall were all elected to new three-year terms.
- Our 8-member board for 2012 consists of Brian Lambert - President, Keith McGlauflin - Vice President, Bob Dube - Treasurer, Dean Hall - Secretary, Mark Larsen, Rick Greene, Shawn Brunelle and Amber Bragg.

A chronic erosion issue adjacent to the Pit 3 field surfaced in late fall that required immediate attention or risk potential field loss in spring 2012. SAA contracted Bacon Construction to mitigate the erosion. Special thanks to Bacon Construction for providing flexibility on payment terms and Pike Industries for providing materials at a discounted rate. The remediation of this issue is being funded largely by fundraising efforts of the association.

The "Snack Shack" was a huge success this year for both the volunteers that manned the shack and patrons. This continues to be our largest fund raising effort to provide funding for SAA programs. Special thanks to SAA general member Kathy Taylor for her tireless efforts in coordinating Snack Shack operation.

Keith McGlauflin coordinated a successful youth soccer program with 134 youth participants and 19 volunteer coaches. Autumn Saturday mornings are an awesome event at the Sidney Pit fields with large crowds of youth soccer players and their supporting friends and family. Thank You Keith for all your service!

Bob Dube (T-ball), Dean Hall (baseball), and Mark Larson (softball) coordinated another successful spring sports season. Participant numbers for baseball, softball and T-ball programs were 161 players with 42 volunteer coaches. Travel teams for both softball and baseball were again successful in district, state and national play. The Maysa Hurricanes girls 12U team won the state championship and competed in the Eastern National Championship in York, PA, 5 girls and 3 coaches from that team were Sidney residents. Messalonskee Cal Ripken hosted the state 10U baseball tournament in which 4 Sidney boys played and 2 Sidney men coached. Many thanks to SAA general member Dean Fair for his dedication in volunteering his time to prepare the pit playing fields for game competition.

There is an ever-growing number of athletic opportunities for our youth. The field hockey program has continued to serve participants from Sidney as well as the lacrosse program. While these programs are not provided by or run by the Sidney Athletic Association we do support them in offering activities for the Town's youth.

The basketball program runs under the guidance of Eric Seekins and the Messalonskee Youth Basketball Association (MYBA), while football and cheering programs are offered through Messalonskee Youth Football. Many Sidney residents volunteer their time coaching and assisting these organizations.

The adult volleyball program, coordinated by Jason Hargrove, is now in its sixth year at the Bean School gym. Volleyball is played on Sunday nights from early December through April. We encourage and invite all Sidney residents that wish to play to join us at the Bean School from 5:30 – 8 PM on Sunday nights.

Those involved in SAA are very proud of our organization and the time we spend volunteering for the benefit of our youth and community. We strive to have our meetings on the first Sunday of each month at 6 PM at the James H. Bean School – athletic events and holidays affect our meeting dates, but they are generally posted on channel seven and on our website – www.sidneyathletics.com. Membership is open to any adult in Sidney, and we encourage you to attend our meetings and lend your support!

Many thanks to those who have volunteered time and experience to coach our kids. Thanks are also due to the taxpayers of Sidney for their support in providing vibrant, positive athletic opportunities for the residents of Sidney.

Respectfully submitted,

Sidney Athletic Association
Board of Directors

CEMETERY COMMITTEE

Annual Report
December 30, 2011

Committee Members: Beth Clark Golding, Chair
Lawrence A. Tibbetts

Since its re-formation in March 2010 the Town's Cemetery Committee has accomplished several goals:

1. Surveyed twelve nearby rural towns, with similar populations, seeking information for appropriate cemetery lot sizes and prices; thereafter made recommendations to Sidney's Board of Selectmen. The Select Board set the size and price for future lot sales as 4.5'x10' for a cost of \$300, with the entire amount going into perpetual care funds.
2. Researched numerous area Town Ordinances and Rules & Regulations pertaining to cemetery operations, including towns with both large and small populations. The committee developed proposed rules & regulations governing the operation of Sidney's cemeteries. This proposal was presented to the Select Board for their review and for potential adoption by the town's voters at its 2012 Annual Meeting.
3. Performed recon surveys of the twenty-seven known Sidney cemeteries and family burial grounds (including two that had long been lost to reforestation and essentially unknown in the Town's records) to determine such things as current conditions, immediate concerns, long-term needs, GPS co-ordinates, etc. Developed and completed 2-page reports for about half of the cemeteries with this and other pertinent information.
4. Made recommendations to the Select Board for removal of hazardous trees; the Board approved the recommendations and the tree removal was performed by *Foster Tree and Landscaping, LLC* (locally owned by the Paradis family).
5. Worked closely with the national *Association for Gravestone Studies* and the Town of Sidney's Select Board to secure Sibley Cemetery on the West River Road as the site for AGS's two-day hands-on gravestone preservation workshop. As a result of that workshop, forty-six stones received some degree of conservation efforts: all 46 stones were hand-cleaned; one stone had a serious crack repaired; one stone had a new concrete base cast and the stone was reset in the new base; two stones lying on the ground were reset; 16 leaning stones were straightened. There were approximately twenty people (plus five instructors) participating in this two-day workshop.
6. Obtained approval and funds for a new sign to be installed at the Sibley Cemetery. Through monies appropriated by the Select Board, additional capital donated by an anonymous benefactor, and volunteer efforts of others, the sign and framing was designed, constructed and installed. Printing services were contracted through *Colorgraphics, LLC* (locally owned by Peter Schutte).
7. Recommended to the Select Board that additional gravestone preservation work be performed at Sibley Cemetery. The Board contracted with *Gravestone Concerns, LLC* (locally owned by Donna-Mae

Bean) for additional conservation work. Twelve stones at Sibley and one stone at Drummond Cemetery received cleaning, straightening and repair work.

8. Reclaimed a small family burial site off the West River Road where one slate stone marks the burial of two children: John M. and Harriet Bean.
9. Provided to the Maine Office of Geographic Information Systems (through a program supported by the Maine Old Cemetery Association) the GPS co-ordinates of all known Sidney cemeteries and burial grounds. This information will be used to protect those sites during future development of surrounding lands.
10. Began a review of records of Veterans' graves for the Town with the intent of updating existing records.

Some goals for 2012 include purchase of new flags for veterans' graves; deed research for each cemetery; additional mapping; continued gravestone preservation and hazardous tree removal; development of training and guidelines for the town staff who mow the town's cemeteries; and analyze and propose realistic budgets for all facets of cemetery maintenance.

There have been hints of at least two more burial grounds yet to be re-discovered. The committee will seek additional information in 2012.

We look forward to another rewarding year of working with the Selectpersons, the sexton and consultants to improve the conditions within our cemeteries to a level where historic stones will be preserved and we can all be proud of the way we acknowledge and honor our ancestors.

Town of Sidney's Cemetery Committee

Beth Clark Golding, Chair
Lawrence A. Tibbetts

**Sidney Trail Riders
Financial Report to Taxpayers
January 1, 2011 - December 16, 2011**

INCOME		
MEMBERSHIPS		\$2,440.00
<i>BUSINESS/FAMILY</i>	\$2,384.00	
<i>DEPENDENT INSURANCE</i>	\$14.00	
<i>MSA RAFFLE TICKETS</i>	\$42.00	
FUNDRAISING		\$1,044.74
<i>50/50 RAFFLE</i>	\$71.00	
<i>SPONSORSHIP SIGNS</i>	\$700.00	
<i>YARD SALE</i>	\$261.74	
<i>MAP SALES</i>	\$12.00	
DONATIONS	\$188.94	
BOTTLE RETURNS	\$40.80	
CLUBHOUSE RENTALS	\$1,200.00	
SNOWMOBILE REG. REIMB.	\$2,959.44	
GROOMING GRANT FROM STATE	\$3,750.00	
TOTAL INCOME		\$11,623.92

EXPENSES		
CLUB EXPENSES		\$1,576.71
<i>MSA EXPENSES</i>	\$1,226.00	
<i>membership, insurance,</i>		
<i>raffle</i>		
<i>BANK FEES/CHECKS</i>	\$64.99	
<i>POSTAGE</i>	\$127.78	
<i>PAPER/INK</i>	\$36.32	

POTLUCK SUPPER COST \$121.62
paper plates, silverware,
etc.

CLUBHOUSE EXPESES		\$4,511.91
BUILDING MAINTENANCE	\$20.21	
<i>cleaning supplies</i>	\$10.25	
<i>paddle lock</i>	\$9.96	
ELECTRICITY	\$407.09	
OIL	\$1,312.71	
TRASH REMOVAL	\$45.00	
TAXES	\$1,066.00	
REIMBURSE TO HASKELLS	\$366.00	
<i>for extra evaluation</i>		
FIRE/LIABILITY INSURANCE	\$745.00	
INCORPORATION FEES	\$35.00	
POLE SAW	\$514.90	

**EXPENSES
CONTINUE**

GROOMING EXPENSES		\$4,065.71
REGISTRATIONS	\$205.00	
LIABILTY FOR GROOMERS	\$1,133.00	
REPAIRS TO SLED	\$1,445.87	
GAS/OIL	\$1,281.84	

TOTAL EXPENSES **\$10,154.33**

Respectfully submitted by,
Tonya Philbrick, Secretary/Treasurer
Sidney Trail Riders

Sandy River Recycling Association Report for 2011

The Member Towns of the Sandy River Recycling Association (SRRA) recycled 1077.0 tons of material for 2011 down 205.9 tons from 2010. The economic downturn seemed a little better in 2011 with prices for material starting to rise in the 1st quarter. Revenue for 2011 was \$157,189.94 up from \$137,574.79 an increase of \$19,615.15. With this increase in revenue the

Directors decided to keep the allocations at the current price of \$52.00 per ton. Operating costs for 2011 were \$206,914.85, \$3,085.15 under our budget of \$210,000.00. We also spent \$40,999.67 from our Capital Reserve for container repair and a new skid steer loader and new solid tires.

Our Food Residual Composting Project is still working well. We composted 26.9 tons of material from Aramark (UMF) and 4.5 tons from the Mallett School. This tonnage does not include the manure we removed from the Fair Grounds or any leaves we may use as an amendment. We sold over \$250. worth of compost to area residents this year and will have a fair amount to sell in the spring. Our compost committee is actively looking into ways to make the operation more efficient while taking in more material.

We began to collect recyclable materials from the seven schools in the Mt Blue Regional School Unit (RSU 9) in September. To date we have collected more than five tons. In 2011, in response to a survey to membership, we geared up and began to collect #1, #3,#4, #5 and #7 plastics from our member towns.

Our web site sandyriverrecycling.org is up and running with updates every couple of months. Please visit it and feel free to call 778-3254 the SRRA office or e-mail srra@myfairpoint.net if you have any questions about recycling, composting, or municipal solid waste.

Respectfully Submitted
Ron Slater mgr. SRRA

"First to Serve ~ 1799"



Office of the Sheriff
Kennebec County, Maine

Randall A. Liberty, Sheriff

Everett B. Flannery, Jr., Chief Deputy

Captain Daniel C. Davies
Law Enforcement
125 State Street
Augusta, Maine 04330
Telephone (207) 623-3614
Fax (207) 623-6387

Captain Marsha J. Alexander
Corrections Administrator
115 State Street
Augusta, Maine 04330
Telephone (207) 623-2270
Fax (207) 621-0663

January 11, 2012

The Kennebec County Sheriff's Office continues to proudly serve the citizens of Kennebec County. The Sheriff's Office has a long history of service, dating back to 1799. Our agency provides a multitude of services, including Law Enforcement, Corrections, Court Security and Civil Service.

In 2011, Deputy Sheriffs responded to a total of 26,683 calls for service. We answered (464) calls for service involving theft; (827) motor vehicle accidents; (414) alarms; (207) burglaries; (113) assaults and (107) K-9 calls. We also managed (83) registered sex offenders within the County.

During the past year, our Correctional Facility managed 3,339 inmates. The offenses committed by defendants include everything from Burglaries to Homicides. Substance abuse and the proper treatment of citizens with mental illness continue to be two primary concerns at the Correctional Facility. The Criminogenic Addiction Recovery Academy was created this year to provide treatment for both substance abuse and mental illness. We cannot arrest our way out of the growing opiate addiction problem.

Inmates at the Kennebec County Correctional Facility are required to work. Inmates that are considered to be a risk to the community work inside the facility cleaning and cooking, others are supervised on outside projects. For every two days worked, one day is reduced from their sentence, resulting in a \$670,675 bed day savings to the citizens of Kennebec County. Throughout 2011, inmates worked 27,181 community service hours, valued at approximately \$203,856. Our inmates raised 56,738 pounds of produce for the inmate kitchen and area food pantries in 2011.

We are committed to providing innovative programs to reduce crimes, assist victims and to provide enhanced public safety. I acknowledge the ever-growing opiate addiction problem and have committed to partnerships at the Federal, State and Local levels to combat this problem. Our approach is aggressive enforcement, education and treatment for those afflicted.

I will provide the 122,151 citizens of Kennebec County with progressive and professional Law Enforcement and Correctional Services. I welcome any comments or suggestions which improve our service to the citizens of Kennebec County.

Randall A. Liberty
Sheriff, Kennebec County

Messalonskee School District
Regional School Unit No. 18

Belgrade - China - Oakland - Rome - Sidney

Gary N. Smith
Superintendent of Schools

Linda F. Laughlin
Assistant Superintendent

January 25, 2012

41 Heath Street
Oakland, ME 04963

Telephone (207) 465-7384
Fax (207) 465-9130
Web Site: www.rsu18.org

Dear Citizens of the Town of Sidney:

This past year RSU 18 continued to make substantial progress on our District's Strategic Plan. A Strategic Plan Writing Team began work in January 2012, with the goal of having this plan completed in February, and then going to the Board for approval in the March time frame. This past year work continued on Phase 1 activities, and this work was Establishing RSU 18's Strategic Direction. This phase covers the time frame beginning with RSU 18's formation in July 2009 and runs through the end of 2011.

We are now beginning Phase 2 of our work, and this is entitled Strategic Implementation and Organizational Alignment. This phase will cover the time period from 2012 for the next 5-6 years. There are five major activities that RSU 18 will focus areas on during this time period. These focus areas include: 1) Developing a Learner Centered Customized Learning Environment, 2) Creating Productive Partnerships with the Community, 3) Ensuring Quality Personnel in all Positions, 4) Developing, Managing, and Securing Resources, and 5) Creating a Culture of Continuous Improvement. It is this work that the Strategic Plan Writing Team is further developing now and will begin to be communicated to the communities of RSU 18 during our education plan (budget) presentations, beginning later this Spring.

There is a third phase to this work that comes into play in the next four years or so, and this phase is called Continuous Improvement and Refinement. In this stage we will basically recheck our progress to date and make appropriate adjustments and refinements to the Strategic Plan work. On a parallel path, the State Department of Education has recently launched a draft version of an Education Vision for Maine's Learners. The direction that RSU 18 has been moving towards is very much in alignment with the newly released Department of Education Strategic Plan. This is an exciting time to be involved in Education in RSU 18 and in Maine!

This past year was a rough one from a financial perspective. This year's school budget was \$31,974,420 and was a reduction of \$1,406,776 (-4.2%) over the previous year's budget. By working diligently over the past few years using a multi-year planning horizon, we have dealt with these budget reductions without any major impacts on student programming or having to make significant staffing reduction. We continue to work on ways to deal with the current economic realities. As we are preparing this year's education plan we are again looking at a reduction of education funding for RSU 18, with that reduction possibly approaching \$1 million or more. With many difficult choices and hard work by many, we will get through these times. Please stay involved in the budget development process and provide input on next year's budget.

Also this past year, the work of RSU 18's Cost Sharing Committee came to fruition, and in June 2011, a new cost sharing formula was approved by voters. This cost sharing plan covers a small component of our total education funding (roughly 3-5% of revenues) and will begin to be phased in


"Proudly serving the children in the Belgrade and China Lakes Regions."

with the next budget year. I want to thank all of our community members who participated on this Committee and worked many hours to come up with a cost sharing formula that was acceptable to the RSU 18 communities.

Another effort that we worked on this past year was to apply for and receive approval for a biomass (wood chip) boiler to heat the Messalonskee High School, Messalonskee Middle School, and Williams Elementary School. This project was approved by voters this past September, construction began immediately, and the project is slated to be completed in April 2012. This project will reduce our consumption of foreign oil by roughly 60,000 barrels each year, and annual savings will approach \$250,000 annually. This is an example of one of the many things we are doing to try to manage the costs of education for RSU 18 students.

You have a very capable and dedicated Board of Directors in place serving the students, families and residents of Belgrade, China, Oakland, Rome, and Sidney. They do a wonderful job, and if you are out and about and happen to see them, please remember to thank them for their many hours of service on your behalf.

Finally, I have recently started a Blog with the hopes of improving communication on the important work we are doing in RSU 18. The web site for this Blog is <http://rsu18supt.wordpress.com/>. I welcome you to take a look and please provide me some feedback. Thank you for the opportunity to serve you.

Sincerely,

Gary N. Smith
Superintendent of Schools

Towns/Sidney Town Report - January 2012

TOWN OF SIDNEY, MAINE
 ANNUAL FINANCIAL REPORT
 Year Ended January 31, 2011
Table of Contents

TOWN OF SIDNEY, MAINE
 ANNUAL FINANCIAL REPORT
 with Independent Auditors Report
 For the Year Ending January 31, 2011

Independent Auditors Report	Statement
Management's Discussion and Analysis	
Basic Financial Statements:	
Government-wide Financial Statements:	
Statement of Net Assets	1
Statement of Activities	2
Fund Financial Statements	
Balance Sheet - Governmental Funds	3
Statement of Revenues, Expenditures and Changes in Fund Balances - Governmental Funds	4
Reconciliation of the Statement of Revenues, Expenditures, and Changes in Fund Balances of Governmental Funds to the Statement of Activities	5
Statement of Fiduciary Net Assets	6
Statement of Changes in Fiduciary Net Assets	7
Notes to the Financial Statements	
Required Supplementary Information	Schedule
Budgetary Comparison Schedule - General Fund	1

KEEL J. HOOD
 Certified Public Accountant
 PO Box 302 - Fairfield, Maine 04937 - (207)453-2006

Statement 1
 TOWN OF SIDNEY, MAINE
 Statement of Net Assets
 January 31, 2011

INDEPENDENT AUDITORS REPORT

Board of Selectmen
 Town of Sidney
 Sidney, Maine

I have audited the accompanying financial statements of the governmental activities, the major fund, and the aggregate remaining fund information, of Town of Sidney, Maine, as of and for the year ended January 31, 2011, which collectively comprise the Town's basic financial statements as listed in the table of contents. These financial statements are the responsibility of the Town of Sidney, Maine's management. My responsibility is to express an opinion on these financial statements based on my audit.

I conducted my audit in accordance with auditing standards generally accepted in the United States of America. Those standards require that I plan and perform the audit to obtain reasonable assurance about whether the financial statements are free of material misstatement. An audit includes examining, on a test basis, evidence supporting the amounts and disclosures in the financial statements. An audit also includes assessing the accounting principles used and significant estimates made by management, as well as evaluating the overall financial statement presentation. I believe that my audit provides a reasonable basis for my opinion.

In my opinion, the financial statements referred to above present fairly, in all material respects, the respective financial position of the governmental activities, the major fund, and the aggregate remaining fund information of the Town of Sidney, Maine as of January 31, 2011, and the respective changes in financial position, where applicable, thereof for the year then ended in conformity with accounting principles generally accepted in the United States of America.

The Town of Sidney has not presented Management's Discussion and Analysis that accounting principles generally accepted in the United States has determined is necessary to supplement, although not required to be part of the basic financial statements.

The budgetary comparison information is not a required part of the basic financial statements but is supplementary information required by accounting principles generally accepted in the United States of America. I have applied certain limited procedures, which consisted principally of inquiries of management regarding the methods of measurement and presentation of the required supplementary information. However, I did not audit the information and express no opinion on it.



September 22, 2011

ASSETS	<u>Governmental Activities</u>
Current Assets:	
Cash	\$ 1,268,219
Receivables	
Taxes	271,487
Liens	38,489
Other governments	11,713
Tax acquired property	1,556
Total Current Assets	<u>1,591,464</u>
Noncurrent Assets:	
Capital assets net	17,801,584
Total Assets	<u>19,393,048</u>
LIABILITIES	
Current Liabilities:	
Accounts payable	131,334
Bonds payable	130,518
Total Current Liabilities	<u>261,852</u>
Noncurrent Liabilities:	
Bonds payable	343,710
Total Noncurrent Liabilities	<u>343,710</u>
Total Liabilities	<u>605,562</u>
NET ASSETS	
Invested in capital assets, net of related debt	17,327,357
Unrestricted	1,460,129
Total net assets	<u>\$ 18,787,486</u>

TOWN OF SIDNEY, MAINE
Statement of Activities
For the Year Ended January 31, 2011

Statement 2

Function/Programs	Program Revenues				Net (Expense) Revenues
	Expenses	Charges for Services	Operating grants and contributions	Capital grants and contributions	
Governmental activities:	\$				
General government	324,039	31,152			(292,887)
Public safety	184,888	19,255			(165,633)
Public works	1,159,195	1,250	24,930		(1,133,015)
Health and sanitation	110,131	68,855			(41,276)
Leisure services	69,160		2,959		(66,201)
Education	2,857,783				(2,857,783)
Special assessments	532,640				(532,640)
Unclassified					0
Cemeteries	3,409		4,381		972
Charitable services	17,874		230		(17,644)
Debt services	8,449				(8,449)
Total governmental activities	5,267,568	120,512	32,500	0	(5,114,556)
					<u>Governmental</u>
					<u>Activities</u>
Net (expense) / revenue					
General revenues:					
Property taxes					3,308,757
Excise taxes					699,567
Interest and costs on taxes					6,503
Intergovernmental:					
State revenue sharing					142,852
Homestead exemption					49,272
Tree growth					1,560
BETE					6
Veterans reimbursement					1,086
Miscellaneous					18,288
Unrestricted interest					29,251
Cable franchise fees					22,402
Total general revenues					4,279,544
Change in Net Assets					(835,012)
Net Assets - beginning					19,622,498
Net Assets - ending	\$				<u>18,787,486</u>

The accompanying notes to the financial statements are an integral part of this statement.
page 3

TOWN OF SIDNEY, MAINE
Balance Sheet
Governmental Funds
January 31, 2011

Statement 3

	General Fund	Total Governmental Funds
ASSETS		
Cash	\$ 1,268,219	\$ 1,268,219
Receivables		
Taxes	271,487	271,487
Liens	38,489	38,489
Other governments	11,713	11,713
Tax acquired property	1,556	1,556
Total Assets	1,591,464	1,591,464
LIABILITIES		
Accounts payable	131,334	131,334
Deferred property taxes	236,000	236,000
Total Liabilities	367,334	367,334
FUND BALANCES		
Fund Balances		
Reserved:		
Capital purchases	242,465	242,465
Unreserved:		
Designated for subsequent years		
Expenditures	2,959	2,959
Undesignated	978,706	978,706
Total Fund Equity	1,224,130	1,224,130
Total Liabilities and Fund Equity	\$ 1,591,464	\$ 1,591,464
Amounts reported for governmental activities in the statement of net assets are different because:		
Capital assets used in governmental activities are not financial resources and, therefore, are not reported in the funds.		17,801,584
Other long-term assets are not available to pay for current-periods expenditures and therefore are deferred in the funds.		236,000
Long-term liabilities, including bonds payable are not due and payable in the current period and therefore are not reported in the funds.		(474,228)
Bonds payable		(474,228)
Net assets of governmental		\$ 18,787,486

The accompanying notes to the financial statements are an integral part of this statement.
page 4

Statement 4

TOWN OF SIDNEY, MAINE
Statement of Revenues, Expenditures, and Changes in Fund Balances
Governmental Funds
For the Year Ended January 31, 2011

	General Fund	Total Governmental Funds
Revenues:		
Taxes	\$ 4,038,828	\$ 4,038,828
Licenses and permits	13,572	13,572
Intergovernmental	222,895	222,895
Interest	29,251	29,251
Charges for services	106,940	106,940
Miscellaneous	40,690	40,690
Total Revenues	<u>4,452,176</u>	<u>4,452,176</u>
Expenditures:		
Current:		
General government	319,724	319,724
Public safety	479,153	479,153
Public works	590,029	590,029
Health and sanitation	108,274	108,274
Leisure services	65,170	65,170
Education	2,857,783	2,857,783
Special assessments	532,640	532,640
Cemeteries	3,409	3,409
Charitable services	17,874	17,874
Debt services	101,512	101,512
Total Expenditures	<u>5,075,568</u>	<u>5,075,568</u>
Excess of Revenues Over (Under) Expenditures	<u>(623,392)</u>	<u>(623,392)</u>
Other Financing Sources:		
Proceeds from debt issuance	321,306	321,306
Operating transfer in	4,381	4,381
Total Other Financing Sources:	<u>325,687</u>	<u>325,687</u>
Excess of Revenues and Other Financing Sources Over (Under) Expenditures	<u>(297,705)</u>	<u>(297,705)</u>
Net Change in Fund Balances	<u>(297,705)</u>	<u>(297,705)</u>
Fund Balances - Beginning	1,521,835	1,521,835
Fund Balances - Ending	<u>\$ 1,224,130</u>	<u>\$ 1,224,130</u>

The accompanying notes to the financial statements are an integral part of this statement.

TOWN OF SIDNEY, MAINE
Reconciliation of the Statement of Revenues,
Expenditures, and Changes in Fund Balances
of Governmental Funds
to the Statement of Activities
For the Fiscal Year Ended January 31, 2011

Net change in fund balances - total governmental funds	\$ (297,705)
Amounts reported for governmental activities in the Statement of Activities are different because:	
Governmental funds report capital outlays as expenditures. While governmental activities report depreciation expense to allocate those expenditures over the life of the assets:	
Capital asset purchases capitalized	319,310
Depreciation expense	(604,373)
Repayment of debt principal is an expenditure in the governmental funds, but the repayment reduces long-term liabilities in the Statement of Net Assets:	
Capital bond obligation payments	93,062
Bond proceeds provide current financial resources to governmental funds, but issuing debt increases long-term liabilities in the Statement of Net Assets:	
Capital bond obligation proceeds	(321,306)
Revenues in the Statement of Activities that do not provide current financial resources are not reported as revenues in the funds:	
Deferred property tax revenue	(24,000)
Change in Net Assets of Governmental Activities	<u>\$ (835,012)</u>

The accompanying notes to the financial statements are an integral part of this statement.

TOWN OF SIDNEY, MAINE
Statement of Changes in Fiduciary Net Assets
For the Year Ended January 31, 2011

Statement 6

TOWN OF SIDNEY, MAINE
Statement of Net Assets
Fiduciary Fund
January 31, 2011

		Private Purpose <u>Trust Fund</u>
ASSETS		
Cash	\$	196,983
Investments		80,593
Total Assets		<u>277,576</u>
NET ASSETS		
Held in Trust		277,576
Total Net Assets	\$	<u><u>277,576</u></u>

		Private Purpose <u>Trust Fund</u>
Additions:		
Investment income	\$	18,325
Total Additions		<u>18,325</u>
Deductions:		
Transfers		4,381
Total Deductions		<u>4,381</u>
Change in Net Assets		13,944
Net Assets, beginning of year		<u>263,632</u>
Net Assets, end of year	\$	<u><u>277,576</u></u>

TOWN OF SIDNEY, MAINE
Notes to Combined Financial Statements
January 31, 2011

1. Summary of Significant Accounting Policies

The Town of Sidney was incorporated in 1792 under the laws of the State of Massachusetts. The Town operates under the Board of Selectmen/Town Meeting form of government.

The Town's financial statements are prepared in accordance with generally accepted accounting principles (GAAP). The Governmental Accounting Standards Board (GASB) is responsible for establishing GAAP for state and local governments through its pronouncements (Statements and Interpretations). Governments are also required to follow the pronouncements of the Financial Accounting Standards Board (FASB) issued through November, 1989 (when applicable) that do not conflict with or contradict GASB pronouncements. Although the Town has the option to apply FASB pronouncements issued after that date to its business-type activities and enterprise funds, the Town has chosen not to do so. The more significant accounting policies established in GAAP and used by the Town are discussed below.

A. Reporting Entity

In evaluating how to define the reporting entity, for financial reporting purposes, management has considered all potential component units. The decision to include a potential component unit is made by applying the criteria set forth in GAAP which defines the reporting entity as the primary government and those component units for which the primary government is financially accountable. Financial accountability is defined as appointment of a voting majority of the component unit's board, and either a) the ability to impose will by the primary government, or b) the possibility that the component unit will provide a financial benefit to or impose a financial burden on the primary government. Application of this criterion and determination of type of presentation involves considering whether the activity benefits the government and/or its citizens, or whether the activity is conducted within the geographic boundaries of the government and is generally available to its citizens. Based upon the application of these criteria, there were no potential component units required to be included in this report.

B. Government-wide Financial Statements

The government-wide financial statements (i.e., the statement of net assets and the statement of changes in net assets) report information on all of the non fiduciary activities of the Town. For the most part, the effect of interfund activity has been removed from these statements. Governmental activities, which normally are supported by taxes and intergovernmental revenues, are reported separately from business-type activities, which rely to a significant extent on fees and charges for support.

The statement of activities demonstrates the degree to which the direct expenses of a given function or segment are offset

by program revenues. Direct expenses are those that are clearly identifiable with a specific function or segment. The Town has elected not to allocate indirect costs among the programs, functions and segments. Program revenues include 1) charges to customers or applicants who purchase, use, or directly benefit from goods, services, or privileges provided by a given function or segment and 2) grants and contributions that are restricted to meeting the operational or capital requirements of a particular function or segment. Taxes and other items not properly included among program revenues are reported instead as general revenues.

Separate financial statements are provided for governmental funds and fiduciary funds, even though the latter is excluded from the government-wide financial statements. Major individual governmental funds are reported as separate columns in the fund financial statements.

C. Measurement Focus, Basis of Accounting, and Financial Statement Presentation

The government-wide financial statements are reported using the economic resources measurement focus and the accrual basis of accounting, as are the fiduciary fund financial statements. Revenues are recorded when earned and expenses are recorded when a liability is incurred, regardless of the timing of related cash flows. Property taxes are recognized as revenues in the year for which they are levied. Grants and similar items are recognized as revenues as soon as all eligibility requirements imposed by the provider have been met.

Governmental fund financial statements are reported using the current financial resources measurement focus and the modified accrual basis of accounting. Revenues are recognized as soon as they are both measurable and available. Revenues are considered to be available when they are collectible within the current period or soon enough thereafter to pay liabilities of the current period. For this purpose, the government considers revenues to be available if they are collected within 60 days of the end of the current fiscal period. Expenditures generally are recorded when a liability is incurred, as under accrual accounting. However, debt service expenditures, as well as expenditures related to compensated absences and claims and judgments, are recorded only when payment is due.

Licenses, permits, fees, excise taxes and miscellaneous revenues are recorded as revenues when received in cash because they are generally not measurable until actually received. Interest income and charges for services are recorded as revenues when earned, since they are measurable and available.

Those revenues susceptible to accrual are property taxes, interest, and charges for services. Other receipts and taxes become measurable and available when cash is received by the Town and are recognized as revenue at that time.

Entitlements and shared revenues are recorded at the time of receipt or earlier if the susceptible to accrual criteria are

1. Summary of Significant Accounting Policies, continued

met. Expenditure-driven grants are recognized as revenue when the qualifying expenditures have been incurred and all other grant requirements have been met.

When both restricted and unrestricted resources are available for use, it is the Town's policy to use restricted resources first, then unrestricted resources as needed.

The Town reports the following major governmental fund:

The General Fund is the Town's primary operating fund. It accounts for all financial resources of the general government, except those required to be accounted for in another fund.

Additionally, the Town reports the following fund types:

Fiduciary Funds

Fiduciary funds are used to account for assets held by the Town in a trustee capacity or as an agent for individuals, private organizations, other governmental units, and/or other funds.

Private-purpose trust funds are used to report trust arrangements under which principal and income benefit individuals, private organizations, or other governments.

Private-sector standards of accounting and financial reporting issued prior to December 1, 1989, generally are followed in the government-wide financial statements to the extent that those standards do not conflict with or contradict guidance of the Governmental Accounting Standards Board. The government has elected not to follow subsequent private-sector guidance.

As a general rule the effect of interfund activity has been eliminated from the government-wide financial statements.

Amounts reported as program revenues include 1) charges to customers or applicants for goods, services, or privileges provided, 2) operating grants and contributions, and 3) capital grants and contributions, including special assessments. Internally dedicated resources are reported as general revenues rather than as program revenues. Likewise, general revenues include all taxes.

D. Capital Assets

Capital assets, which include property, plant, and equipment are reported in the governmental activities column in the government-wide financial statements. Capital assets are defined by the government as assets with an initial, individual cost of more than \$5,000 (amount not rounded) and an estimated useful life in excess of two years. Such assets are recorded at historical costs or estimated historical cost if purchased or constructed. Donated capital assets are recorded at estimated fair market value at the date of donation.

page 11

1. Summary of Significant Accounting Policies, continued

The costs of normal maintenance and repairs that do not add to the value of the asset or materially extend assets lives are not capitalized. Major outlays for capital assets and improvements are capitalized as projects are constructed. Property, plant, and equipment of the primary government is depreciated using the straight line method over the following estimated useful lives ranging from 3 to 50 years.

E. Long-term Obligations

In the government-wide financial statements, long-term debt and other long-term obligations are reported as liabilities in the governmental activities statement of net assets. Bond premiums and discounts, as well as issuance costs, if material, are deferred and amortized over the life of the bonds using the effective interest method. Bonds payable are reported net of the applicable bond premium or discount. Bond issuance costs, if material, are reported as deferred charges and amortized over the term of the related debt.

In the fund financial statements, governmental fund types recognize bond premiums and discounts, as well as bond issuance costs, during the current period. The face amount of debt issued is reported as other financing sources. Premiums received on debt issuance are reported as other financing sources while discounts on debt issuance are reported as other financing uses. Issuance costs, whether or not withheld from the actual debt proceeds received, are reported as debt service expenditures.

F. Fund Equity

Reserved fund balance indicates that a portion of the fund balance is legally or otherwise segregated for a specific future use, and is indicated by the title of each reserve listed in the balance sheet. Unreserved-designated fund balances indicate amounts which either are required to be carried forward by law or contractual agreement, or which the Town has voted to carry forward.

G. Use of Estimates

The preparation of financial statements in conformity with accounting principles generally accepted in the United States of America requires management to make estimates and assumptions that affect the reported amounts of assets and liabilities and disclosure of contingent assets and liabilities at the date of the financial statements and the reported amounts of revenues and expenses during the reporting period. Actual results could differ from those estimates.

3. Deposits and Investments

A. Deposits

At year end, the Town's carrying amount of deposits was \$1,465,203. The bank balances for all funds totaled \$1,535,322. Custodial credit risk is the risk that, in the event of a bank failure the Town's deposits might not be

page 12

3. Deposits and Investments, continued

recovered. As of January 31, 2011, all of the Town's deposits were insured or collateralized.

B. Investment

At January 31, 2011, the Town's investment balances were as follows:

Investment Type	Fund Type	Carry Amount	Market Value
Corporate stock			
Occidental Petroleum Co	Trust Fund	\$ 80,593	\$ 80,593

The Town does not have a formal investment policy. The investments are held by the Town.

4. Operating Property

Operating and nonoperating property are recorded at cost or, in the case of contributed property, at the fair market value at the date of acquisition. Depreciation is computed on the straight line method based upon the estimated useful lives of the assets as follows:

Governmental Activities:	Balance February 1 2009	Increases	Decreases	Balance January 31 2011
Assets not being depreciated				
Land	\$ 223,400	\$	\$	\$ 223,400
Assets being depreciated				
Land Improvements	191,108			191,108
Buildings	839,265			839,265
Equipment	136,260			136,260
Vehicles	835,214	319,310		1,154,524
Infrastructure	21,623,943			21,623,943
	<u>23,849,190</u>	<u>319,310</u>	<u>0</u>	<u>24,168,500</u>
Less accumulated depreciation				
Land improvements	27,674	4,778		32,452
Buildings	293,550	20,674		314,224
Equipment	101,960	7,906		109,866
Vehicles	416,329	30,417		446,746
Infrastructure	4,923,029	540,598		5,463,627
	<u>5,762,542</u>	<u>604,373</u>	<u>0</u>	<u>6,366,915</u>
Capital Assets, net	\$ <u>18,086,648</u>	\$ <u>(285,063)</u>	\$ <u>0</u>	\$ <u>17,801,585</u>
Depreciation Expense:				
General government	\$ 4,315			
Public safety	25,049			
Public works	569,162			
Health and sanitation	1,857			
Leisure services	3,990			
	<u>\$ 604,373</u>			

5. Property Tax

Property taxes for the year were committed on July 19, 2010, on the assessed value listed as of April 1, 2010, for all taxable real and personal property located in the Town. Payment of taxes was due September 1, 2010 with interest at 7.00% on all tax bills unpaid as of September 1, 2010. Assessed values are periodically established by the Town's Assessor at 100% of assumed market value. The assessed value for the list of April 1, 2010 upon which the levy for the year ended January 31, 2011, was based, was \$338,276,501. This assessed value was 100% of the estimated market value.

5. Property Tax, continued

Tax liens are placed on real property within twelve months following the tax commitment date if taxes are delinquent. The Town has the authority to foreclose on property eighteen months after the filing of the lien if tax liens and associated costs remain unpaid.

Property taxes levied during the year were recorded as receivables at the time the levy was made. The receivables collected during the year and in the first sixty days following the end of the fiscal year have been recorded as revenues. The remaining receivables have been recorded as deferred revenues.

6. Long-term Debt

The following is a summary of long-term debt transactions of the Town for the year ended January 31, 2011:

	General Long-Term Debt
Long-term debt payable at February 1, 2010	\$ 248,984
Debt Proceeds	321,306
Debt Retired	(93,062)
Long-term debt payable at January 31, 2011	<u>477,228</u>
Interest Paid	<u>\$ 8,449</u>

Long-term debt payable at January 31, 2011 is comprised of the following:

Long-term Debt	Interest Rate	Final Maturity Date	Balance End of Year
Key Bank - Tiffany road	4.29%	2011	\$ 0
Bangor Savings Bank - Recreation	3.29%	2014	107,700
Bangor Savings Bank - Fire Truck	4.23%	2011	21,800
Bangor Savings Bank - Highway truck	3.03%	2014	77,450
Key Bank - New Fire Truck	2.9%	2015	267,278
			<u>\$ 474,228</u>

The annual requirement to amortize all long-term debt outstanding as of January 31, 2011 are as follows:

Fiscal Year Ended	Principal	Interest
2011	\$ 130,518	\$ 14,650
2012	108,718	10,538
2013	108,718	7,148
2014	72,818	3,759
2015	53,456	1,550
Total	<u>\$ 474,228</u>	<u>\$ 37,645</u>

7. Special Reserves

The Town has set aside certain balances for accumulation until expenditure in future years. These accounts were as follows at January 31, 2011:

Hot topping	\$	11,898
Boat launch		1,776
Fire truck escrow		20,060
Highway truck escrow		45,049
Fire rescue compensation		3,048
Block grant		24,970
Road construction		1,577
Fire capital reserve		800
Rescue capital reserve		16,877
Well testing		4,396
Planning board		4,625
Sidney scholarship		11,024
Contingency		25,685
Field committee		30
Transfer station		61,825
Headstone reserve		1,509
Heat fund		7,316
Total	\$	<u>242,465</u>

8. Designated for Subsequent Year's Expenditures

At January 31, 2011, the following operating account balances were carried forward:

Town garage repairs	\$	2,959
	\$	<u>2,959</u>

9. Undesignated General Fund Fund Equity

The undesignated General Fund fund equity reflected a change for the current year as follows:

Balance - February 1, 2010	\$	1,291,371
Increase (Decrease):		
Actual over budgeted revenues		935,451
Actual under budgeted expenditures		(41,848)
Budgeted utilization of fund equity		<u>(1,206,268)</u>
Net Increase (Decrease)		<u>(312,665)</u>
Balance - January 31, 2011	\$	<u>978,706</u>

10. Statutory Debt Limits

In accordance with 30 M.R.S.A., Section 5061, as amended, no municipality shall incur debt for specified purposes in excess of 15 percent of the state valuation of such municipality. At January 31, 2011, the Town was in compliance with these regulations.

11. Overlapping Debt

The Town is liable for its proportional share of any defaulted debt issued by entities of which it is a member. The overlapping bonded debt applicable to the Town at year-end, consists of the following:

<u>Entity</u>	<u>Total</u>	<u>Town's Share</u>	<u>Percentage</u>
MSAD #47	\$ 10,569,185	\$ 1,699,525	16.08%
Kennebec County	\$ 381,842	\$ 14,205	3.72%

12. Risk Management

The Town of Sidney is exposed to various risks of losses related to torts; theft of, damage to, and destruction of assets; errors and omissions; injuries to employees; and natural disasters. The Town maintains insurance coverage for part of its risk management. Expenditures and claims are recognized when it is probable that a loss has occurred and the amount of the loss can be reasonably estimated. In determining claims, events that might create claims, but for which none have been reported, are considered. The Town's management estimates that the amount of actual or potential claims against the Town as of January 31, 2011, will not materially affect the financial condition of the Town.

TOWN OF SIDNEY, MAINE
Budget Comparison Schedule
General Fund
For the year ended January 31, 2011

Schedule 1



Proven Expertise and Integrity

	Budgeted Amounts			Variance with final budget positive (negative)
	Original	Final	Actual	
Revenues:				
Taxes	\$ 3,315,110	\$ 3,315,110	\$ 4,038,828	\$ 723,718
Licenses and permits			13,572	13,572
Intergovernmental	191,169	191,169	222,895	31,726
Interest			29,251	29,251
Charges for services		68,855	106,940	38,085
Miscellaneous			40,690	40,690
Total revenues	<u>3,506,279</u>	<u>3,575,134</u>	<u>4,452,176</u>	<u>877,042</u>
Expenditures:				
Current:				
General government	316,500	316,500	319,724	(3,224)
Public safety	158,590	477,904	479,153	(1,249)
Public works	680,590	680,590	590,029	90,561
Health and sanitation	42,145	111,000	108,274	2,726
Leisure services	18,000	18,000	65,170	(47,170)
Education	2,857,783	2,857,783	2,857,783	0
Special assessments	532,773	532,773	532,640	133
Cemeteries	4,500	4,500	3,409	1,091
Charitable services	11,765	11,765	17,874	(6,109)
Debt services	114,900	114,900	101,512	13,388
Total expenditures	<u>4,737,546</u>	<u>5,125,715</u>	<u>5,075,568</u>	<u>50,147</u>
Excess (deficiency) of revenues over (under) expenditures	<u>(1,231,267)</u>	<u>(1,550,581)</u>	<u>(623,392)</u>	<u>927,189</u>
Other Financing Sources:				
Operating transfers in			4,381	
Proceeds from debt issuance		267,278	321,306	54,028
Total other financing sources	<u>0</u>	<u>267,278</u>	<u>325,687</u>	<u>54,028</u>
Excess (deficiency) of revenues and other financing sources over (under) expenditures	<u>(1,231,267)</u>	<u>(1,283,303)</u>	<u>(297,705)</u>	<u>981,217</u>
Fund Balance - Beginning	1,521,835	1,521,835	1,521,835	0
Fund Balance - Ending	<u>\$ 290,568</u>	<u>\$ 238,532</u>	<u>\$ 1,224,130</u>	<u>\$ 981,217</u>

February 28, 2012

Board of Selectmen
Town of Sidney
Sidney, Maine

We were engaged by the Town of Sidney, Maine and have audited the financial statements of the Town of Sidney, Maine as of and for the year ended January 31, 2012. The following schedules have been excerpted from the 2012 financial statements, a complete copy of which, including our opinion thereon, will be available for inspection at the Town. Included herein are:

Balance Sheet – Governmental Funds	Statement C
Statement of Revenues, Expenditures and Changes in Fund Balances – Governmental Funds	Statement E
Budgetary Comparison Schedule - Budgetary Basis – Budget and Actual - General Fund	Schedule 1
Schedule of Departmental Operations – General Fund	Schedule A
Balance Sheet – Non-Major Governmental Funds	Schedule B
Statement of Revenues, Expenditures and Changes in Fund Balances – Non-Major Governmental Funds	Schedule C

RHR Smith & Company

Certified Public Accountants

3 Old Orchard Road, Buxton, Maine 04093
Tel: (800) 300-7708 (207) 929-4606 Fax: (207) 929-4609
www.rhrsmith.com

TOWN OF SIDNEY, MAINE

STATEMENT OF REVENUES, EXPENDITURES AND CHANGES IN FUND BALANCES
GOVERNMENTAL FUNDS
FOR THE YEAR ENDED JANUARY 31, 2012

STATEMENT C

TOWN OF SIDNEY, MAINE

BALANCE SHEET – GOVERNMENTAL FUNDS
JANUARY 31, 2012

	General	Nonmajor Funds	Total Governmental Funds
ASSETS			
Cash	\$ 1,283,652	\$ -	\$ 1,283,652
Investments	-	99,936	99,936
Accounts receivable (net of allowance for uncollectibles)			
Taxes	306,084	-	306,084
Liens	65,630	-	65,630
Other (net of allowance)	10,795	-	10,795
Tax acquired property	1,589	-	1,589
Prepaid expenses	3,598	-	3,598
Due from other funds	-	409,366	409,366
Total assets	\$ 1,671,348	\$ 509,302	\$ 2,180,650
LIABILITIES AND FUND EQUITY			
LIABILITIES			
Accounts payable	\$ 7,102	\$ -	\$ 7,102
Accrued expenses	3,027	-	3,027
Prepaid taxes	100	-	100
Due to other funds	409,366	-	409,366
Deferred revenue	252,000	-	252,000
Total liabilities	671,595	-	671,595
EQUITY			
Fund Balance:			
Nonspendable	5,187	-	5,187
Restricted	-	291,627	291,627
Committed	-	177,151	177,151
Assigned	-	40,524	40,524
Unassigned	994,566	-	994,566
Total fund equity	999,753	509,302	1,509,055
Total liabilities and fund equity	\$ 1,671,348	\$ 509,302	\$ 2,180,650

See accompanying independent auditors' report and notes to financial statements.

	General Fund	Nonmajor Funds	Total Governmental Funds
REVENUES			
Taxes	\$ 3,405,091	\$ -	\$ 3,405,091
Excise taxes	708,279	-	708,279
Intergovernmental	287,446	-	287,446
Interest / investment income-net	20,495	-	20,495
Interest / costs on liens	4,224	-	4,224
Charges for services	161,458	-	161,458
Other income	20,860	9,936	30,796
Total revenues	4,607,853	9,936	4,617,789
EXPENDITURES			
General government	278,567	-	278,567
Public safety	155,971	-	155,971
Health and sanitation	105,335	-	105,335
Public works	602,755	-	602,755
Leisure services	19,332	-	19,332
Public assistance	8,702	-	8,702
Education	2,905,157	-	2,905,157
County tax	333,288	-	333,288
Unclassified	48,482	-	48,482
Debt service			
Principal	130,518	-	130,518
Interest	15,570	-	15,570
Capital outlay	-	6,763	6,763
Total expenditures	4,603,677	6,763	4,610,440
Excess (deficiency) of revenues over (under) expenditures	4,176	3,173	7,349
OTHER FINANCING SOURCES (USES)			
Operating transfers in	14,116	242,669	256,785
Operating transfers (out)	(242,669)	(14,116)	(256,785)
Total other financing sources (uses)	(228,553)	228,553	-
Excess of revenues and other sources over (under) expenditures and other (uses)	(224,377)	231,726	7,349
FUND BALANCE - FEBRUARY 1	1,224,130	277,576	1,501,706
FUND BALANCE - JANUARY 31	\$ 999,753	\$ 509,302	\$ 1,509,055

See accompanying independent auditors' report and notes to financial statements.

TOWN OF SIDNEY, MAINE
 BUDGETARY COMPARISON SCHEDULE – BUDGETARY BASIS
 BUDGET AND ACTUAL – GENERAL FUND
 FOR THE YEAR ENDED JANUARY 31, 2012

SCHEDULE 1

	Budgeted Amounts		Actual	Variance Positive (Negative)
	Original	Final		
Budgetary Fund Balance, February 1	\$ 1,224,130	\$ 1,224,130	\$ 1,224,130	\$ -
Resources (Inflows):				
Property taxes	3,431,750	3,431,750	3,405,091	(26,659)
Excise taxes	-	-	708,279	708,279
Intergovernmental				
State revenue sharing	-	-	148,319	148,319
Homestead reimbursement	-	-	37,963	37,963
Block grant	-	-	74,790	74,790
Other	-	3,362	26,374	23,012
Interest / investment income-net	-	-	20,495	20,495
Interest / costs on liens	-	-	4,224	4,224
Charges for services	-	72,847	161,458	88,611
Other income	-	-	20,860	20,860
Transfers from other funds	-	-	14,116	14,116
Amounts Available for Appropriation	<u>4,655,880</u>	<u>4,732,089</u>	<u>5,846,099</u>	<u>1,114,010</u>
Charges to Appropriations (Outflows):				
Current:				
General government	287,500	287,500	278,567	8,933
Public safety	127,270	127,270	155,971	(28,701)
Health and sanitation	38,645	108,533	105,335	3,198
Public works	673,285	673,285	602,755	70,530
Leisure services	13,000	19,321	19,332	(11)
Public assistance	10,100	10,100	8,702	1,398
Education	2,905,157	2,905,157	2,905,157	-
County tax	333,288	333,288	333,288	-
Unclassified	49,677	49,677	48,482	1,195
Debt service				
Principal	130,600	130,600	130,518	82
Interest	15,100	15,100	15,570	(470)
Overlay	98,525	98,525	-	98,525
Transfers to other funds	-	-	242,669	(242,669)
Total Charges to Appropriations	<u>4,682,147</u>	<u>4,758,356</u>	<u>4,846,346</u>	<u>(87,990)</u>
Budgetary Fund Balance, January 31	<u>\$ (26,267)</u>	<u>\$ (26,267)</u>	<u>\$ 999,753</u>	<u>\$ 1,026,020</u>
Utilization of undesignated fund balance	\$ 26,267	\$ 26,267	\$ -	\$ (26,267)
Utilization of designated fund balance	-	-	-	-
	<u>\$ 26,267</u>	<u>\$ 26,267</u>	<u>\$ -</u>	<u>\$ (26,267)</u>

See accompanying independent auditors' report.

SCHEDULE A

TOWN OF SIDNEY, MAINE

SCHEDULE OF DEPARTMENTAL OPERATIONS – GENERAL FUND
 FOR THE YEAR ENDED JANUARY 31, 2012

	Original Budget	Budget Adjustments	Final Budget	Balances	
				Expenditures	Positive (Negative)
TOWN ADMINISTRATION					
Salaries	\$ 182,632	\$ -	\$ 182,632	\$ 162,704	\$ 19,928
Utilities	8,200	-	8,200	7,631	569
Maintenance	4,300	-	4,300	4,706	(406)
Supplies	4,200	-	4,200	6,703	(2,503)
Training	500	-	500	749	(249)
Insurance	37,395	-	37,395	31,137	6,258
Professional services	35,373	-	35,373	45,663	(10,290)
Equipment	1,500	-	1,500	4,896	(3,396)
Contracts	8,400	-	8,400	8,664	(264)
Miscellaneous	5,000	-	5,000	5,714	(714)
Total	<u>287,500</u>	<u>-</u>	<u>287,500</u>	<u>278,567</u>	<u>8,933</u>
PUBLIC SAFETY					
Fire/Rescue calls	32,500	-	32,500	32,717	(217)
Rescue Department	16,500	-	16,500	9,810	6,690
Fire Department	65,120	-	65,120	65,396	(276)
PSAP services	-	-	-	41,175	(41,175)
Animal control	13,150	-	13,150	6,873	6,277
Total	<u>127,270</u>	<u>-</u>	<u>127,270</u>	<u>155,971</u>	<u>(28,701)</u>
HEALTH AND SANITATION					
Transfer/recycling center	38,645	-	38,645	36,402	2,243
Refuse disposal	-	69,888	69,888	68,933	955
Total	<u>38,645</u>	<u>69,888</u>	<u>108,533</u>	<u>105,335</u>	<u>3,198</u>

SCHEDULE A

TOWN OF SIDNEY, MAINE

SCHEDULE OF DEPARTMENTAL OPERATIONS – GENERAL FUND
FOR THE YEAR ENDED JANUARY 31, 2012

	Original Budget	Budget Adjustments	Final Budget	Expenditures	Balances Positive (Negative)
PUBLIC WORKS					
Summer highways	409,105	-	409,105	364,862	44,243
Winter highways	264,180	-	264,180	237,893	26,287
Total	673,285	-	673,285	602,755	70,530
LEISURE SERVICES					
Parks and recreation	13,000	-	13,000	13,011	(11)
Sidney trailriders	-	6,321	6,321	6,321	-
Total	13,000	6,321	19,321	19,332	(11)
DEBT SERVICE					
Principal	130,600	-	130,600	130,518	82
Interest	15,100	-	15,100	15,570	(470)
Total	145,700	-	145,700	146,088	(388)

SCHEDULE A (CONTINUED)

TOWN OF SIDNEY, MAINE

SCHEDULE OF DEPARTMENTAL OPERATIONS – GENERAL FUND
FOR THE YEAR ENDED JANUARY 31, 2012

	Original Budget	Budget Adjustments	Final Budget	Expenditures	Balances Positive (Negative)
PUBLIC ASSISTANCE					
General assistance	5,000	-	5,000	3,602	1,398
Sidney food cupboard	4,000	-	4,000	4,000	-
Belgrade region conservation	1,100	-	1,100	1,100	-
Total	10,100	-	10,100	8,702	1,398
EDUCATION					
RSU #18	2,905,157	-	2,905,157	2,905,157	-
Total	2,905,157	-	2,905,157	2,905,157	-
COUNTY TAX					
	333,288	-	333,288	333,288	-
UNCLASSIFIED					
First park	35,577	-	35,577	35,577	-
Grange hall smoke detector	1,600	-	1,600	988	612
Cemeteries	5,000	-	5,000	5,000	-
Technology updates	7,500	-	7,500	6,917	583
Total	49,677	-	49,677	48,482	1,195
OVERLAY					
	98,525	-	98,525	-	98,525
TRANSFERS					
Special revenue funds	-	-	-	40,678	(40,678)
Capital project funds	-	-	-	190,967	(190,967)
Permanent funds	-	-	-	11,024	(11,024)
Total	-	-	-	242,669	(242,669)
TOTAL EXPENDITURES	\$ 4,682,147	\$ 76,209	\$ 4,758,356	\$ 4,846,346	\$ (87,990)

See accompanying independent auditors' report.

TOWN OF SIDNEY, MAINE

SCHEDULE B

COMBINING BALANCE SHEET - NONMAJOR GOVERNMENTAL FUNDS
FOR THE YEAR ENDED JANUARY 31, 2012

	<u>Special Revenue Funds</u>	<u>Capital Project Funds</u>	<u>Permanent Funds</u>	<u>Total Nonmajor Governmental Funds</u>
ASSETS				
Investments	\$ -	\$ -	\$ 99,936	\$ 99,936
Due from other funds	<u>40,524</u>	<u>177,151</u>	<u>191,691</u>	<u>409,366</u>
TOTAL ASSETS	<u>\$ 40,524</u>	<u>\$ 177,151</u>	<u>\$ 291,627</u>	<u>\$ 509,302</u>
LIABILITIES				
Accounts payable	\$ -	\$ -	\$ -	\$ -
Due to other funds	<u>-</u>	<u>-</u>	<u>-</u>	<u>-</u>
TOTAL LIABILITIES	<u>-</u>	<u>-</u>	<u>-</u>	<u>-</u>
FUND EQUITY				
Fund balance:				
Nonspendable	-	-	-	-
Restricted	-	-	291,627	291,627
Committed	-	177,151	-	177,151
Assigned	40,524	-	-	40,524
Unassigned	<u>-</u>	<u>-</u>	<u>-</u>	<u>-</u>
TOTAL FUND EQUITY	<u>40,524</u>	<u>177,151</u>	<u>291,627</u>	<u>509,302</u>
TOTAL LIABILITIES AND FUND EQUITY	<u>\$ 40,524</u>	<u>\$ 177,151</u>	<u>\$ 291,627</u>	<u>\$ 509,302</u>

See accompanying independent auditors' report.

TOWN OF SIDNEY, MAINE

SCHEDULE C

COMBINING SCHEDULE OF REVENUES, EXPENDITURES, AND CHANGES IN
FUND BALANCES - NONMAJOR GOVERNMENTAL FUNDS
FOR THE YEAR ENDED JANUARY 31, 2012

	<u>Special Revenue Funds</u>	<u>Capital Project Funds</u>	<u>Permanent Funds</u>	<u>Total Nonmajor Governmental Funds</u>
REVENUES	\$ 2,853	\$ 376	\$ 6,707	\$ 9,936
EXPENDITURES	<u>3,007</u>	<u>576</u>	<u>3,180</u>	<u>6,763</u>
EXCESS OF REVENUES OVER (UNDER) EXPENDITURES	<u>(154)</u>	<u>(200)</u>	<u>3,527</u>	<u>3,173</u>
OTHER FINANCING SOURCES (USES)				
Transfers In	40,678	190,967	11,024	242,669
Transfers (Out)	<u>-</u>	<u>(13,616)</u>	<u>(500)</u>	<u>(14,116)</u>
TOTAL OTHER FINANCING SOURCES (USES)	<u>40,678</u>	<u>177,351</u>	<u>10,524</u>	<u>228,553</u>
EXCESS OF REVENUES AND OTHER SOURCES OVER (UNDER) EXPENDITURES AND OTHER (USES)	<u>40,524</u>	<u>177,151</u>	<u>14,051</u>	<u>231,726</u>
FUND BALANCE - FEBRUARY 1	<u>-</u>	<u>-</u>	<u>277,576</u>	<u>277,576</u>
FUND BALANCE - JANUARY 31	<u>\$ 40,524</u>	<u>\$ 177,151</u>	<u>\$291,627</u>	<u>\$ 509,302</u>

See accompanying independent auditors' report.

**TOWN OF SIDNEY
WARRANT FOR ANNUAL TOWN MEETING**

To Mary Blaschke, Resident of Sidney, Kennebec County

Greetings:

In the name of the State of Maine, you are hereby required to notify and warn the inhabitants of the Town of Sidney, qualified by law to vote in Town affairs, to assemble at the Sidney Town Office, Friday the 23rd of March A.D., 2012 at 12:15 P.M., Eastern Standard Time to vote on Articles One and Two. Then the meeting will recess until 10:00 A.M., Eastern Standard Time, Saturday, the 24th of March A.D., 2012, at which time it will proceed to vote on the remaining articles at the James H. Bean School, to wit:

ARTICLE 1: To choose a moderator to preside at said meeting.

ARTICLE 2: To choose by ballot the following officers for the ensuing year in accordance with M.R.S.A. 30, Sec. 2061, thereto wit: one Selectman, Assessor, Overseer of the Poor to serve for a three year term and one Selectman, Assessor, Overseer of the Poor to serve for a two year term and a three year term for a RSU#18 School Director. The polls or ballot box for receiving ballots for the above mentioned officers will be open at 12:30 P.M., Eastern Standard Time and will close at 8:00 P.M., Eastern Standard Time.

ARTICLE 3: To see if the Town will vote to set September 1, 2012 as the due date for payment of 2012 taxes with interest on unpaid balances beginning October 1st, 2012 at 7%. *(2011 due date was September 1st, 2011 with 7% interest charged October 1st, 2011)*

ARTICLE 4: To see if the Town will vote to fix an amount of interest to be paid by the Town on abated taxes that have been paid for the fiscal year 2012-2013. *(Current rate fixed by the Town is 4.75%)*

ARTICLE 5: To see if the Town will vote to authorize the Tax Collector to accept pre-payment of taxes for 2012, not yet assessed and to pay interest at a rate of ____% (not to exceed 9%) on such pre-payment made prior to commitment of those taxes. *(Interest was not paid in 2011)*

ARTICLE 6: To see if the Town will vote to authorize the Selectmen to expend overlay money to pay tax abatements and applicable interest granted during this fiscal year.

ARTICLE 7: To see if the Town will vote to authorize the Selectmen to spend an amount not to exceed 1/6 of the budgeted amount in each category of the 2012 annual budget during the period from Feb. 1, 2013 to the year 2013 annual Town Meeting.

ARTICLE 8: To see if the Town will authorize the Selectmen to transfer monies received from excise tax to the surplus account at the close of the 2012-2013 fiscal year.

ARTICLE 9: To see if the Town will vote to authorize the Selectmen, on behalf of the Town, to sell any real estate acquired by the Town for non payment of taxes, and to execute the quit claim deeds for such properties.

ARTICLE 10: To see if the Town will elect two members to serve for three year terms, and two alternates to serve for one year terms on the Budget Committee. *(Present members: Floyd Luce and Peggy Loveless, terms expire 2012; Roger Bedard and Bob Willette, terms expire 2013; John George and Don Farnham, terms expire 2014; Alternates: Laura Santini-Smith and Doug Eugley, terms expire 2012)*

ARTICLE 11: To determine the rates of pay for the following Town elected and appointed Officials or take any other action thereon.

Selectmen recommend the following amounts; 5/0:

Budget Committee recommends the following amounts; 6/0:

	<u>2011-2012</u>	<u>2012-2013</u>
Four Selectmen, Assessors, Overseers of Poor	\$18/hr up to \$3500	\$18/hr up to \$3500
One Chairman of the Board Assessors, Overseers of Poor	\$19/hr up to \$3700	\$19/hr up to \$3700
Constables	\$7.50	\$7.50
Ballot / Election Clerks	min \$15.00/ \$7.50 per hr after 2 hrs worked	min \$15.00/ \$7.50 per hr after 2 hrs worked
Moderator	\$100/day Town Meeting	\$100/day Town Meeting

ARTICLE 12: To see if the Town will vote to raise or appropriate a sum of money and how much, plus receipts to be used for operating expenses of Town Government, to fund CEO, and to pay Planning Board members an authorized fee of \$10.00 per member per meeting attended, not to exceed 24 meetings, or take any other action thereon.

	<i>Appropriated</i> <u>2011-2012</u>	<i>Unaudited</i> <i>Expenditures</i> <u>2011-2012</u>	<i>Proposed</i> <u>2012-2013</u>
Salaries / OH	\$182,632.00	\$162,704.00	\$184,950.00
Maintenance/Supplies	\$ 10,000.00	\$ 16,305.00	\$ 15,800.00
Utilities	\$ 8,200.00	\$ 7,631.00	\$ 8,200.00
Insurance	\$ 37,395.00	\$ 31,137.00	\$ 43,725.00
General Assistance	\$ 5,000.00	\$ 3,602.00	\$ 5,000.00
Professional Services	\$ 44,273.00	\$ 55,076.00	\$ 48,400.00
Printing/Misc.	\$ 5,000.00	\$ 5,714.00	\$ 5,000.00
	<u>\$292,500.00</u>	<u>\$282,169.00</u>	<u>\$311,075.00</u>

Selectmen recommend taking \$311,075 from surplus, plus receipts; 5/0
Budget Committee recommends taking \$311,075 from surplus, plus receipts;
4 for / 1 oppose (JG)/ 1 abstain (DE)

ARTICLE 13: To see if the Town will vote to raise or appropriate a sum of money and how much, plus receipts, for the purpose of paying principal due on the following notes, or take any other action thereon.

	<i>Appropriated</i> <u>2011-2012</u>	<i>Unaudited</i> <i>Expenditures</i> <u>2011-2012</u>	<i>Proposed</i> <u>2012-2013</u>
2010 Volvo Truck Note	\$ 19,400.00	\$ 19,362.00	\$ 19,400.00
2006 Fire Truck Note	\$ 21,800.00	\$ 21,800.00	\$ 0.00
Recreation Area	\$ 35,900.00	\$ 35,900.00	\$ 35,900.00
2009 Fire Truck Note	\$ 53,500.00	\$ 53,456.00	\$ 53,500.00
	<u>\$130,600.00</u>	<u>\$130,518.00</u>	<u>\$108,800.00</u>

Selectmen recommend taking \$108,800 from surplus, plus receipts; 5/0
Budget Committee recommends taking \$108,800 from surplus, plus receipts; 6/0

ARTICLE 14: To see if the Town will vote to raise or appropriate a sum of money and how much, plus receipts, for the purpose of paying all interest which will become due on monies already, and to be borrowed, or take any other action thereon.

	<i>Appropriated</i> <u>2011-2012</u>	<i>Unaudited</i> <i>Expenditures</i> <u>2011-2012</u>	<i>Proposed</i> <u>2012-2013</u>
2010 Volvo Truck Note	\$ 2,700.00	\$ 2,700.00	\$ 1,980.00
2006 Fire Truck Note	\$ 1,000.00	\$ 1,000.00	\$ 0.00
Recreation Area	\$ 3,600.00	\$ 3,600.00	\$ 2,400.00
2009 Fire Truck Note	\$ 7,800.00	\$ 7,800.00	\$ 6,200.00
	<u>\$15,100.00</u>	<u>\$15,100.00</u>	<u>\$10,580.00</u>

Selectmen recommend taking \$10,580 from surplus, plus receipts; 5/0
Budget Committee recommends taking \$10,580 from surplus, plus receipts; 6/0

ARTICLE 15: To see if the Town will vote to raise or appropriate a sum of money and how much to add to the Contingency Fund, or take any other action thereon.

Selectmen recommend raising \$10,000; 5/0
Budget Committee recommends raising \$5,000; 6/0

ARTICLE 16: To see if the Town will vote to raise or appropriate a sum of money and how much, plus receipts, to compensate Fire and Rescue personnel for calls, truck and station checks and place the unexpended funds into a Fire/Rescue Pay Reserve account, or take any other action thereon.

(Fire Chief and Rescue Chief request \$32,500)

Selectmen recommend raising \$32,500, plus receipts; 5/0
Budget Committee recommends raising \$32,500, plus receipts; 6/0

ARTICLE 17: To see if the Town will vote to raise or appropriate a sum of money and how much, plus receipts, for the operation and training of the Sidney Rescue Department with the unexpended money to go into the Rescue Department's Capital Reserve account, or take any other action thereon.

(Rescue Department requests \$14,000)

	<i>Appropriated</i> <u>2011-2012</u>	<i>Unaudited</i> <i>Expenditures</i> <u>2011-2012</u>	<i>Proposed</i> <u>2012-2013</u>
Salaries / OH	\$ 1,700.00	\$ 950.00	\$ 1,675.00
Maintenance/Supplies	\$ 8,640.00	\$ 4,830.00	\$ 7,545.00
Utilities	\$ 2,100.00	\$ 1,655.00	\$ 2,100.00
Insurance	\$ 3,410.00	\$ 1,965.00	\$ 2,180.00
Professional Services	\$ 650.00	\$ 410.00	\$ 500.00
	<u>\$16,500.00</u>	<u>\$ 9,810.00</u>	<u>\$14,000.00</u>

Selectmen recommend taking \$14,000 from surplus plus receipts; 5/0
Budget Committee recommends taking \$14,000 from surplus, plus receipts;
5 for / 1 abstain (DE)

ARTICLE 18: To see if the Town will vote to raise or appropriate a sum of money and how much, plus receipts, for operations, and training expenses of the Sidney Fire Department with unexpended money to go into the Fire Department's Capital Reserve account, or take any other action thereon.

(Fire Department requests \$65,120)

	<i>Appropriated</i> <u>2011-2012</u>	<i>Unaudited</i> <i>Expenditures</i> <u>2011-2012</u>	<i>Proposed</i> <u>2012-2013</u>
Salaries / OH	\$ 6,750.00	\$ 6,833.00	\$ 6,750.00
Maintenance/Supplies	\$ 22,100.00	\$ 13,779.00	\$ 21,600.00
Utilities	\$ 8,650.00	\$ 7,222.00	\$ 8,650.00
Insurance	\$ 7,370.00	\$ 13,430.00	\$ 7,870.00
Training	\$ 4,550.00	\$ 4,990.00	\$ 4,550.00
Equipment	\$ 15,700.00	\$ 19,142.00	\$ 15,700.00
	<u>\$ 65,120.00</u>	<u>\$ 65,396.00</u>	<u>\$ 65,120.00</u>

Selectmen recommend taking \$65,120 from surplus, plus receipts; 5/0
Budget Committee recommends taking \$65,120 from surplus, plus receipts;
5 for / 1 abstain (DE)

ARTICLE 19: To see if the Town will authorize the Board of Selectmen to transfer unspent Rescue donations (\$2,762.00) and unspent Fire donations (\$4,164.50) to separate non lapsing Reserve accounts, or take any other action thereon.

Selectmen recommend raising \$6,926.50, plus receipts; 5/0
This Article was implemented after the Annual Budget Meeting.

ARTICLE 20: To see if the Town will vote to raise or appropriate a sum of money and how much, plus receipts, to be used to clean and repair headstones, purchase flags, and general upkeep of Town maintained cemeteries, with unexpended money to go into a Cemetery Maintenance Reserve, or take any other action thereon.

(Cemetery Committee requests \$5,000)

Selectmen recommend taking \$5,000 from surplus, plus receipts; 5/0
Budget Committee recommends taking \$5,000 from surplus, plus receipts; 6/0

ARTICLE 21: To see if the Town will vote to raise or appropriate a sum of money and how much, plus receipts, to be used for the removal of trees from Town maintained cemeteries, or take any other action thereon.
(Cemetery Committee requests \$4,700)

Selectmen recommend taking \$4,700 from surplus, plus receipts; 5/0
 Budget Committee recommends taking \$4,700 from surplus, plus receipts; 6/0

ARTICLE 22: To see if the Town will vote to raise or appropriate a sum of money and how much, plus receipts, to be used for Summer Highways, or take any other action thereon.

	<i>Appropriated</i> <u>2011-2012</u>	<i>Unaudited</i> <i>Expenditures</i> <u>2011-2012</u>	<i>Proposed</i> <u>2012-2013</u>
Salaries / OH	\$ 75,900.00	\$ 57,577.00	\$ 71,100.00
Maintenance/Supplies	\$ 21,000.00	\$ 15,837.00	\$ 18,750.00
Utilities	\$ 2,340.00	\$ 1,401.00	\$ 2,340.00
Insurance	\$ 25,200.00	\$ 26,485.00	\$ 23,265.00
Equipment	\$ 40,100.00	\$ 19,378.00	\$ 18,750.00
Professional Services	\$ 7,850.00	\$ 8,011.00	\$ 6,600.00
Road Supplies	\$ 32,000.00	\$ 15,807.00	\$ 28,000.00
Hot Topping	<u>\$204,715.00</u>	<u>\$220,365.00</u>	<u>\$235,000.00</u>
	\$409,105.00	\$364,861.00	\$403,805.00

Selectmen recommend raising \$235,000, taking \$118,945 from surplus, and \$49,860 from Block Grant, plus receipts. 5/0

Budget Committee recommends raising \$235,000, taking \$118,945 from surplus, \$49,860 from Block Grant, plus receipts. 4 for / 2 abstain (FL,DE)

ARTICLE 23: To see if the Town will vote to raise or appropriate a sum of money and how much, plus receipts, to be used for Winter Highways and Maintenance, or take any other action thereon.

	<i>Appropriated</i> <u>2011-2012</u>	<i>Unaudited</i> <i>Expenditures</i> <u>2011-2012</u>	<i>Proposed</i> <u>2012-2013</u>
Salaries / OH	\$ 80,100.00	\$ 79,412.00	\$ 80,100.00
Maintenance/Supplies	\$ 32,000.00	\$ 27,100.00	\$ 40,000.00
Utilities	\$ 5,640.00	\$ 5,851.00	\$ 5,640.00
Insurance	\$ 21,690.00	\$ 14,327.00	\$ 23,900.00
Equipment	\$ 11,500.00	\$ 9,206.00	\$ 7,500.00
Professional Services	\$ 1,350.00	\$ 509.00	\$ 1,350.00
Road Supplies	<u>\$111,900.00</u>	<u>\$100,742.00</u>	<u>\$112,900.00</u>
	\$264,180.00	\$237,147.00	\$271,390.00

Selectmen recommend raising \$43,215 and take \$228,175 from surplus, plus receipts; 5/0

Budget Committee recommends raising \$38,215 and take \$228,175 from surplus, plus receipts; 5 for / 1 abstain (DE)

ARTICLE 24: To see if the Town will raise or appropriate a sum of money and how much, plus receipts, for the operation of the Transfer/Recycling Station, or take any other action thereon.

	<i>Appropriated</i> <u>2011-2012</u>	<i>Unaudited</i> <i>Expenditures</i> <u>2011-2012</u>	<i>Proposed</i> <u>2012-2013</u>
Salaries / OH	\$30,700.00	\$29,085.00	\$30,700.00
Maintenance/Supplies	\$ 1,400.00	\$ 781.00	\$ 1,400.00
Utilities	\$ 2,150.00	\$ 1,295.00	\$ 2,150.00
Insurance	\$ 2,295.00	\$ 3,288.00	\$ 3,220.00
Professional Services	<u>\$ 2,100.00</u>	<u>\$ 1,953.00</u>	<u>\$ 2,250.00</u>
	\$38,645.00	\$36,402.00	\$39,720.00

Selectmen recommend taking \$39,720 from surplus, plus receipts; 5/0

Budget Committee recommends taking \$39,720 from surplus, plus receipts; 5 for / 1 abstain (DE)

ARTICLE 25: To see if the Town will vote to use monies from the refuse fees to pay for the refuse/recycling disposal contracts and to place unexpended monies in the reserve account for the on-going refuse disposal costs. The monies may be expended as disposal expenses are incurred, or take any other action thereon.

ARTICLE 26: To see if the Town will vote to raise or appropriate a sum of money and how much, plus receipts, to purchase a 50 yard roll-off Demo Dumpster for the Transfer Station or take any other action thereon.

Selectmen recommend taking up to \$8,000 from the Waste/Transfer Reserve, plus receipts; 5/0

Budget Committee recommend taking up to \$8,000 from the Waste/Transfer Reserve, plus receipts; 6/0

ARTICLE 27: To see if the Town will vote to raise or appropriate a sum of money and how much, plus receipts, for Animal Control, or take any other action thereon.

	<i>Appropriated</i> <u>2011-2012</u>	<i>Unaudited</i> <i>Expenditures</i> <u>2011-2012</u>	<i>Proposed</i> <u>2012-2013</u>
Salaries / OH	\$ 5,000.00	\$ 1,675.00	\$ 3,000.00
Shelter	\$ 4,500.00	\$ 4,460.00	\$ 5,975.00
Insurance	\$ 150.00	\$ 25.00	\$ 150.00
Mileage	\$ 3,000.00	\$ 665.00	\$ 1,500.00
Supplies/Misc.	<u>\$ 500.00</u>	<u>\$ 48.00</u>	<u>\$ 100.00</u>
	\$13,150.00	\$6,873.00	\$10,725.00

Selectmen recommend taking \$10,725 from surplus, plus receipts; 5/0

Budget Committee recommends taking \$10,725 from surplus, plus receipts; 5 for / 1 abstain (DE)

ARTICLE 28: To see if the Town will vote to raise or appropriate a sum of money and how much, plus receipts, for technology upgrades for town operations, or take any other action thereon.

Selectmen recommend raising up to \$7,500, plus receipts; 5/0

Budget Committee recommends raising up to \$7,500, plus receipts; 6/0

ARTICLE 29: To see if the Town will vote to raise or appropriate a sum of money and how much, plus receipts, for training of the Sidney Town Office personnel on TRIO software for town operations based on recommendations from Town Auditor, or take any other action thereon.

Selectmen recommend raising up to \$4,000, plus receipts; 5/0

This Article was implemented after the Annual Budget Meeting.

ARTICLE 30: To see if the Town will vote to raise or appropriate a sum of money and how much, plus receipts, to place in a Rescue Vehicle Escrow account, or take any other action thereon.

(Rescue Department requests \$25,000)

Selectmen recommend raising \$25,000, plus receipts; 5/0

Budget Committee recommends raising \$10,000, plus receipts; 6/0

ARTICLE 31: To see if the Town will vote to raise or appropriate a sum of money and how much, plus receipts, to place in a Highway Truck escrow account, or take any other action thereon.

Selectmen recommend raising \$25,000, plus receipts; 5/0

Budget Committee recommends raising \$25,000, plus receipts; 5 for / 1 oppose (JG)

ARTICLE 32: To see if the Town will vote to raise or appropriate a sum of money and how much, plus receipts, to place in a Salt / Sand Shed Roof Escrow account, or take any other action thereon.

Selectmen recommend raising \$15,000, plus receipts; 5/0
 Budget Committee recommends raising \$0.00, plus receipts; 5 for / 1 oppose (RB)

ARTICLE 33: To see if the Town will vote to appropriate a sum of up to \$500,000 for the purpose of reconstructing and paving the Goodhue Road, or take any other action thereon.

Financial Statement

Total Town Indebtness:

A. Bonds outstanding and unpaid	\$343,722.00
B. Interest to be paid on outstanding bonds	<u>23,062.00</u>
C. Total debt service on outstanding bonds	366,784.00
D. Bonds to be issued if article is approved	500,000.00
E. Estimated interest on new bonds	<u>29,500.00</u>
F. Total debt service if additional bonds issued	\$896,284.00

When money is borrowed by issuing bonds, the Town must repay not only the principal amount of the bonds but interest on that amount as well. The amount of interest to be paid will vary depending upon the rate of interest and years of the bonds which are subject of this vote is \$29,500. Thus, the total principal and interest to be repaid over the life of these bonds is estimated to be \$529,500. Validity: The validity of the bonds and the voters' ratification of the bonds may not be affected by any errors in the above estimated. If the actual amount of the total debt service for the bond issue varies from the estimate, the ratification by the voters is nevertheless conclusive and the validity of the bond issue is not affected by reason of the variance.

Selectmen recommend borrowing up to \$500,000, plus receipts; 5/0
 Budget Committee recommends borrowing up to \$500,000, plus receipts; 5 for / 1 abstain (FL)

Above rates figured on an estimated interest rate of 1.94% for a five year term through Bangor Savings Bank.

ARTICLE 34: To see if the Town will vote to raise or appropriate a sum of money and how much, plus receipts, to fund the Sidney Athletic Association and the Recreation Committee for the operation and maintenance of the Town recreation fields, and to place unexpended Recreation Committee monies into reserve, or take any other action thereon.

(S.A.A. / Field Comm. request \$13,000)

	<i>Appropriated</i>	<i>Unaudited Expenditures</i>	<i>Proposed</i>
	<u>2011-2012</u>	<u>2011-2012</u>	<u>2012-2013</u>
S.A.A	\$ 3,000.00	\$ 3,000.00	\$ 3,000.00
Field Committee	<u>\$10,000.00</u>	<u>\$10,000.00</u>	<u>\$10,000.00</u>
	\$13,000.00	\$13,000.00	\$13,000.00

Selectmen recommend taking \$13,000 from surplus, plus receipts; 5/0
 Budget Committee recommends taking \$13,000 from surplus, plus receipts; 6/0

ARTICLE 35: To see if the Town will vote to raise or appropriate a sum of \$4,000 for the Sidney Food Cupboard, or take any other action thereon. (Provides food and various household items for Sidney residents). (2011: Four volunteers contributed approximately 4,500 volunteer hours. Served 176 Sidney residents).

2011 request was \$4,000; \$4,000 approved

Selectmen recommend to raise \$4,000; 5/0
 Budget Committee recommends to raise \$4,000; 5 for / 1 abstain (RB)

ARTICLE 36: To see if the Town will vote to raise or appropriate \$1,100, to fund the Belgrade Regional Conservation Alliance-Youth Conservation Corps (BRCA), or take any other action thereon. (BRCA provides area high school students with meaningful summer employment working on projects to protect our lakes from Nonpoint Source Pollution [erosion]).

(2011: BRCA completed 137 jobs including 48 in Sidney on Messalonskee Lake.)

2011 request was \$1,100; \$1,100 approved

Selectmen recommend raising \$1,100; 5/0
 Budget Committee recommends raising \$1,100; 6/0

ARTICLE 37: To see if the Town will vote to raise or appropriate \$1,000, to fund the Belgrade Regional Conservation Alliance-Milfoil Program (BRCA), or take any other action thereon. (This is a regional team established to combat the threat of Aquatic Nuisance Species to area lakes. The program fields vigorous programs of public education and boat inspections to stop the spread of Eurasian Milfoil). (The Milfoil Program has inspected over 2,860 boats on Messalonskee Lake. They have recruited & trained 50 volunteers who in turn contributed at least 4,258 volunteer hours).

2011 request was \$1,000; \$0.00 approved

Selectmen recommend raising \$1,000; 5/0
 Budget Committee recommends raising \$1,000; 6/0

ARTICLE 38: To see if the Town will vote to raise or appropriate a sum of \$1,000 for the Boys & Girls Club and YMCA at the Alford Youth Center, or take any action thereon. (The Alford Youth Center serves the youth and young adults of Mid-Maine with a wide array of Youth Development Services and programs that enhance the quality of life for those living in our service area). (In 2011 there were 166 residents belonging to the organization. The YMCA provided \$1,276 in childcare subsidies to Sidney residents).

2011 request was \$1,400; \$0.00 approved

Selectmen recommend raising \$1,000; 3 for / 1 oppose (BD)/ 1 absent (KC)
 Budget Committee recommends raising \$0.00; 6/0

ARTICLE 39: To see if the Town will vote to raise or appropriate a sum of money and how much, plus receipts, for replacing the Grange Hall heating system, or take any other action thereon.

Selectmen recommend raising up to \$40,000, plus receipts; 4 for/1 absent (KC)
 This Article was implemented after the Annual Budget Meeting.

ARTICLE 40: To see if the Town will vote to accept as a Town way 450 feet known as Pepin Road, Phase II, an extension of the existing 1,152 feet accepted March 2009, as approved by the Planning Board and inspected by the Road Foreman, or take any action thereon. (Requested by Jim Pepin)

ARTICLE 41: To see if the Town will vote to accept the Sidney Ordinance Governing Home Occupation Businesses or, take any action thereon. (See Addendum A)

ARTICLE 42: To see if the Town will vote to accept the Sidney Ordinance Governing Sexually Oriented Businesses, or take any action thereon. (See Addendum B)

ARTICLE 43: Shall the Town of Sidney vote to require that the term of office for the Regional School Unit#18 Board Members elected at the annual town elections in March, begin on July 1, beginning with the annual election in March 2012, or take any other action thereon.

ARTICLE 44: To see if the Town will vote to increase the property tax levy limit of \$103,185 established for Sidney by State law in the event that the municipal budget approved under the preceding articles will result in a tax commitment that is greater than that property tax levy limit.

ARTICLE 45: To see what action the Town wishes to take regarding the release of funds returned by the State of Maine from snowmobile registration fees.

(Requested by Sidney Trailriders Snowmobile Club)

2011 funds were released to Sidney Trailriders Snowmobile Club


ARTICLE 46: Shall the Town of Sidney vote to accept and utilize any grants or funds provided by the State or Federal Government, that the Town has applied or may apply for, or take any other action thereon.

Given under our hands this 27th day of February, 2012.


John Whitcomb, Chairman of the Board


Robert Campbell


Kelly Couture


Brent Dugal


Noel "Red" Laliberte

A True Copy
Attest:
Mary Blaschke,
Resident of Sidney

Definitions of Terms

The following are definitions of terms are used in this manual:

1. **Abatement:** A reduction of assessed property taxes, if it is deemed that an error was made in the original assessment of the said property.
2. **Accrual:** This is money that was appropriated at Town Meeting for a specific expense or project that is not completed before the end of the year. Money left over is carried forward to finish the project in the next fiscal year.
3. **Block Grant:** Is funds received from the State to compensate towns for winter plowing of State roads.
4. **Borrow:** A loan to fund large ticket capital improvement items such as vehicles, new buildings or improvements to existing buildings, etc.
5. **Contingency Fund:** Money that can be used only for unbudgeted emergency use.
6. **Escrow:** Money that was approved to be set aside for future use for a specific item or purpose. Voters must approve the use of escrow money.
7. **Overlay:** Monies that are appropriated at commitment time to cover errors in property assessments through an abatement process. Overlay amounts are determined by a formula set up by the State.
8. **Raise:** Funds that are appropriated through the mil rate, to fund expenses such as education, County, overlay, the Kennebec Regional Development Authority and items voted on at the Town Meeting that are not appropriated through the surplus.
9. **Receipts:** Income received, such as interest or donations that can be utilized to cover a shortage in a specific account. If not used, it will be placed into the reserve account for that department or will be rolled over into surplus.
10. **Surplus:** Money left over at the end of the Fiscal Year. It consists of collected excise tax, fees, undesignated receipts, and unexpended money. Surplus reduces the amount money to be raised to cover the approved budget. Rather than using projected receipts like the State of Maine and other municipalities, we use only collected receipts to help keep our budget in check.

INDEX

Legislators' Letters.....	3
Officers & Committee Members.....	9
Selectmen's Report.....	15
Selectmen's Financial Report.....	16
Town Clerk.....	19
Tax Collector Report.....	20
Treasurer's Report.....	32
Real Estate / Personal Property Tax.....	36
Code Enforcement Officer's Report.....	95
Plumbing Inspector's Report.....	95
Rescue Chief's Report.....	96
Fire Chief's Report.....	97
Sidney Historical Society Report.....	98
Animal Control Officer's Report.....	100
Sidney Athletic Association Report.....	102
Cemetery Committee Report.....	104
Sidney Trail Riders Report.....	106
Sandy River Recycling Report.....	108
Kennebec County Sheriff's Report	109
Superintendent's Report	110
Independent Auditor's Report Ending 1/31/11.....	112
Independent Auditor's Report Ending 1/31/12	131
Warrant.....	140