

Name \_\_\_\_\_

Date \_\_\_\_\_

Reading

Summer Reading Packet- Incoming 5<sup>th</sup> Graders

St. Elizabeth Catholic School

Over the summer, a total of **four** books must be read. You need to choose **one** book from each of the following **four** categories: 5<sup>th</sup> Grade Fiction, 5<sup>th</sup> Grade Non-Fiction, Mystery, and a Free Choice. You must turn in this completed packet when you return to St. Elizabeth in the fall. ☺

5<sup>th</sup> Grade Fiction:

I Am the Ice Worm by MaryAnn Easley

Peak by Roland Smith

Island of the Blue Dolphins by Scott O'Dell

5<sup>th</sup> Grade Non-Fiction:

Choose any book from the scholastic series "I Am" or "I Survived"

Mystery:

The Homework Machine by Dan Gutman

From the Mixed-Up Files of Mrs. Basil E. Frankweiler by E. L. Konigsburg

Free Choice:

Choose any 5<sup>th</sup> grade level book you find interesting!

Complete the book review for **each** of the books you have chosen from each category. Students will complete a pamphlet as their book report for the Non-Fiction novel. Please see attached for guidelines for more information.

# Incoming 5<sup>th</sup> Grade Book Report

Your Name: \_\_\_\_\_

Title of Book You Read: \_\_\_\_\_

Author: \_\_\_\_\_

**Please answer in complete sentences. Attach a piece of loose leaf paper if you need more room to write.**

Setting: (Where does the story take place?)


---

---

---

Main Characters:

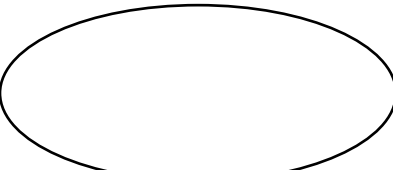
Trait



Evidence




Name

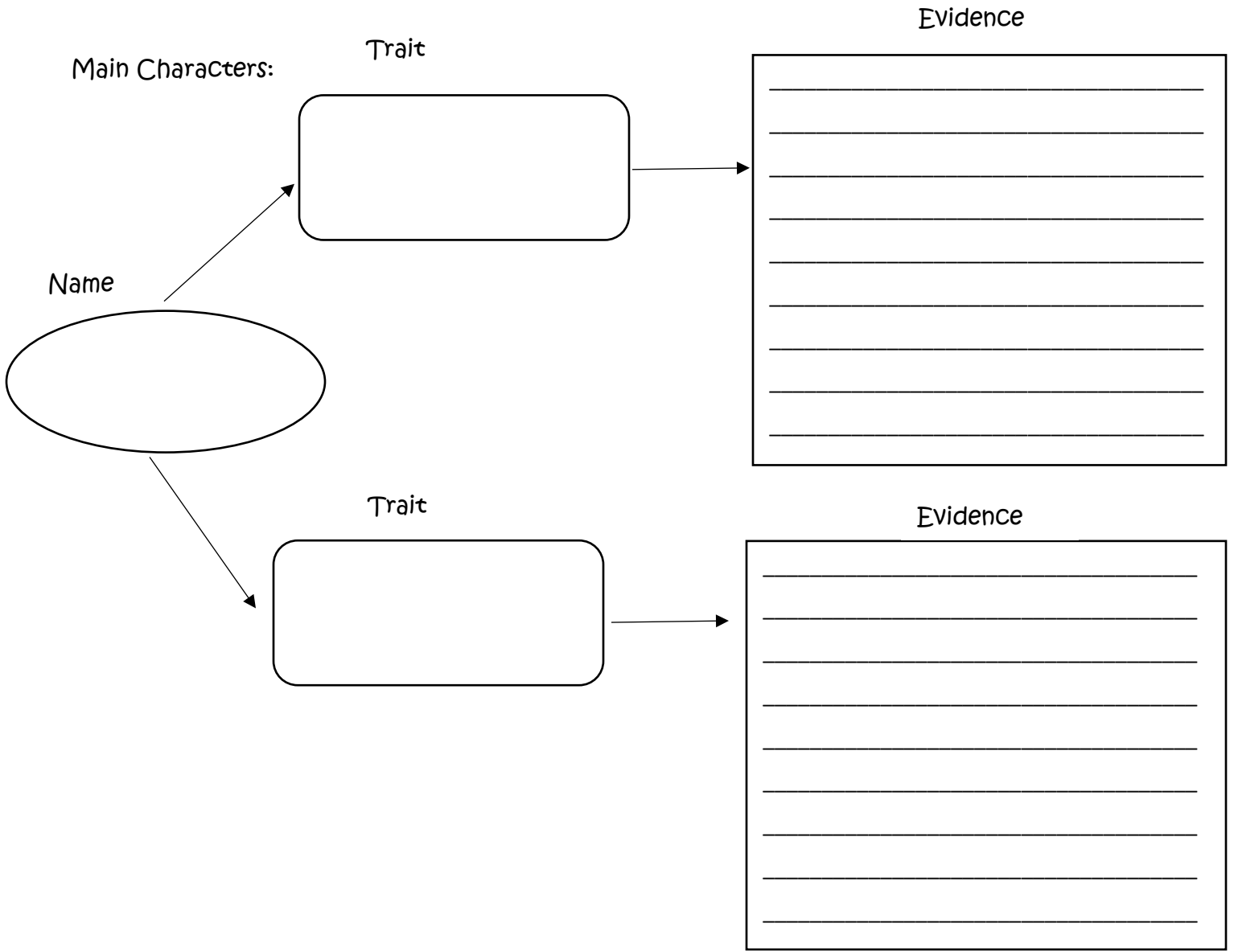


Trait



Evidence



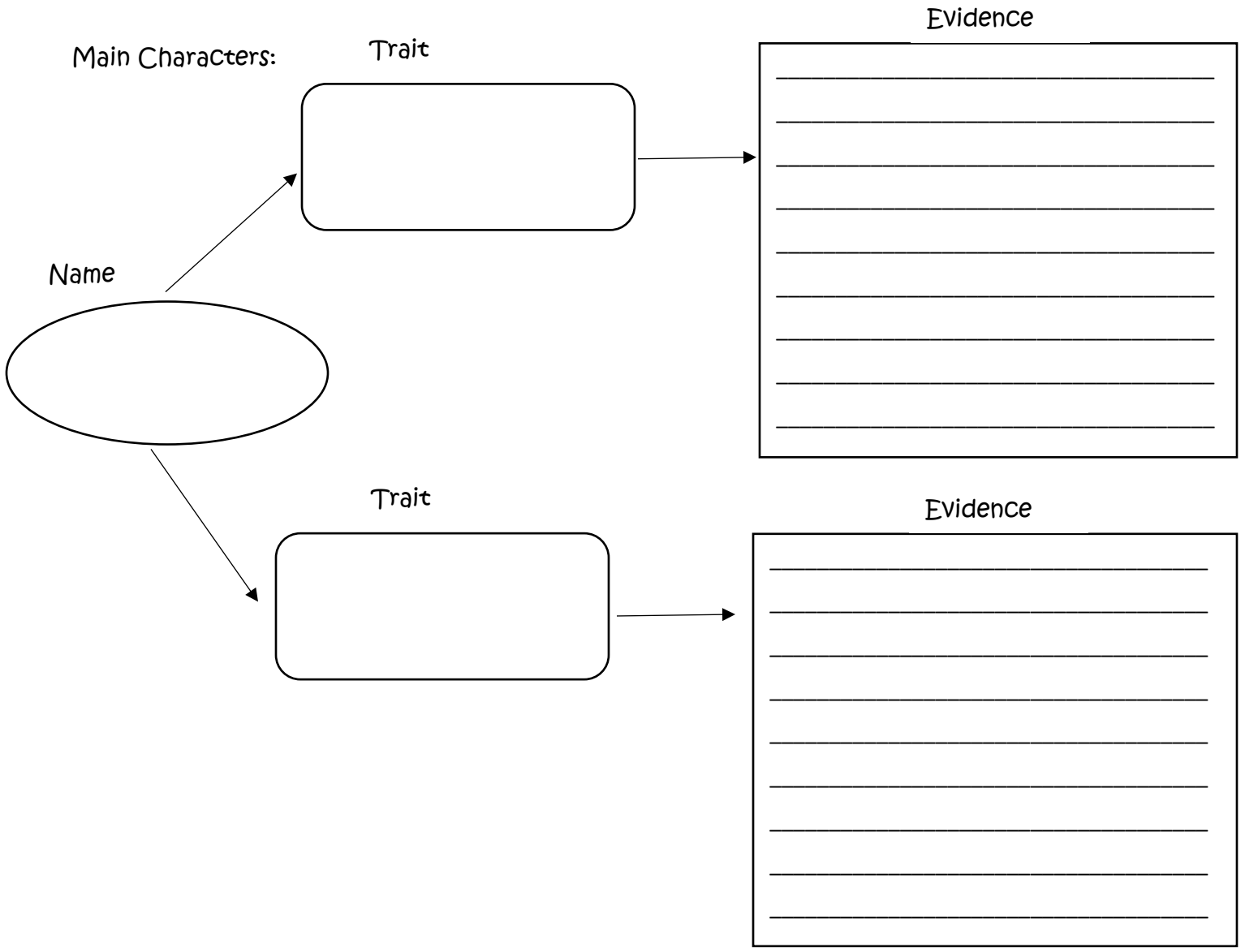


**Trait** – a word used to describe the character.

Example: Courageous

**Evidence**- the proof that the character has that trait.

Example: The character was courageous when using his super powers to save a city from the terror of the evil villain.



Describe the main **events** in the story.

---

---

---

---

---

---

---

---

---

---

---

---

---

Use one of the following prompts and write 5-7 sentences about your book. **I'm wondering... I noticed... This book reminds me of... I can't believe... The book was confusing because...**

---

---

---

---

---

---

---

---

**I would/would not recommend this book to a friend because...**

---

---

---

---


---

---

---

---

**Book Rating: How many stars would you give this book?**



You will be making a pamphlet for your non-fiction book. Your pamphlet should have 6 parts. You can include pictures wherever you would like. It should be well done and thought out. Please see below for a general guideline on the different sections of your pamphlet. You DO NOT need to do everything in this particular order but your pamphlet should be broken into these different sections.

Side one:

<p>Picture of your person/event.</p> <p>Title of person/ event.</p> <p>Your name.</p>	<p>Book summary:</p> <p>Person: Who were they? Why were they famous?</p> <p>Event: What happened? Who was involved? What was the outcome?</p> <p>5 sentence paragraph, using correct grammar and punctuation.</p>	<p>Book review:</p> <p>Did you like the book? Would you recommend it to a friend? Did you find it useful?</p> <p>5 sentence paragraph, using correct grammar and punctuation.</p>
---	---	---

Side two:

<p>Fun/Interesting Facts:</p> <p>Create a list of all the fun facts you learned while reading this book. If it is an "I Survived" book, then create a list of new interesting facts that you didn't know about the event.</p> <p>This can be in bullet points, but you need to have at least 5 points!</p>	<p>Timeline:</p> <p>Create a timeline for the event or the person's life. You should have at least 5 key events but you may have more if you would like to.</p>	<p>Work Cited:</p> <p>Here please include:</p> <ul style="list-style-type: none"> <li>-Title of the book you read</li> <li>-Website you found your picture on</li> <li>-Any additional sources you used for information.</li> </ul>
--	---	---