

The Forum

September 2005



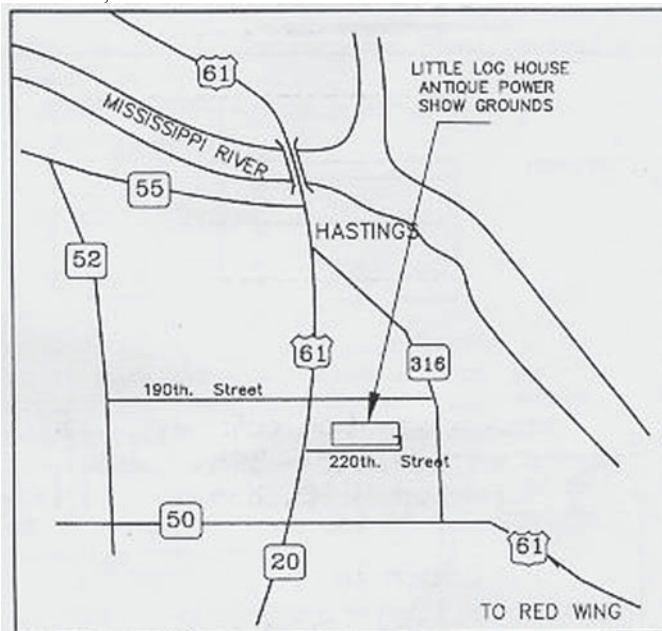
Vol. 7, No. 9

'The Madness' is nearly upon us! Sept. 16-18

The Guild of Metalsmiths invites you to attend our annual Fall Conference, soon to be held at the Little Log House Antique Power Show grounds just south of Hastings (see map below). Plan to attend all three days, or as many as you can. The conference begins on Friday, September 16 with setup, potluck supper, and a gala gallery party, and draws to a finish on Sunday, September 18.

The atmosphere is one of comradery and learning as we share the events of these three days. There's something for every member of your family.

If you didn't receive a brochure in the mail containing details and registration information, it's not too late. Just call **Myron Hansen** at 651-454-3984 or **Alan Olson** at 651-683-0906. Or email Al at alan_olson@hotmail.com. IMPORTANT NOTE: if you're registering for meal tickets, \$35 is due by September 10. Mail to Guild of Metalsmiths, PO Box 11423, St. Paul MN 55111



Forum deadline for October: Monday, Sept. 19, 2005

If you have activities that will be occurring in October or November, please send them by Monday, Sept. 19, 2005 to **Georgia Myers**, editor, by e-mail to:

forum@metalsmith.org
(e-mails will be forwarded to Georgia Myers), or to
gmyers@rconnect.com
or mail them to:

Georgia Myers
313 Dakota St
Lake City MN 55041



The Guild of Metalsmiths, St. Paul, MN, publishes the GoM Forum monthly. It is intended as a tool to further our educational mission, to keep members up to date on current happenings, to publicize projects and workshops, a place for all members to express their opinions, concerns, learn more about each other—in short, to help us run our organization.

For address change, or to submit comments, please mail to:

The GoM Forum
Georgia Myers
313 Dakota St
Lake City, MN 55041-1869

or e-mail to
forum@metalsmith.org or
gmyers@rconnect.com

Guild educational grants

There is grant money available for Guild members to study intermediate and advanced metalworking techniques.

The Guild educational grant program is designed to bring new skills into the metalworking community. Participants are given money to pay for a portion of their expenses and are expected to learn some new or poorly understood skill, and then to share what they have learned with other members and the public through an article in our quarterly magazine, “The Metalsmith.” They’re also expected to lead a workshop on the topic (or other educational service approved by the board).

Application forms are available from the president or treasurer at a regular meeting, or by sending a self-addressed, stamped envelope to:

The Guild of Metalsmiths
PO Box 11423
St. Paul MN 55111

December 10 poz tongs workshop

Poz Tongs are an unique style of tongs that will hold round, square and flat stock. They can be made for stock sizes from ¼” to ¾”. You need at least one pair!

Prerequisites: Students should have taken the basic blacksmithing course or have equivalent skills.

Monty Bygd will demonstrate making a pair of these tongs in the morning. After a break for lunch, everyone will make a pair of tongs in the afternoon.

For questions, call Monty Bygd at 715-835-8197 or Pete Stanaitis at 715-698-2895.

Instructor: MONTY BYGD

Workshop Site: 1928 80th Street (map on next page)
Eau Claire, WI 54703
(715) 835-8197
bygd@execpc.com

Starting time will be 9 a.m. sharp. The coffee pot will be on.

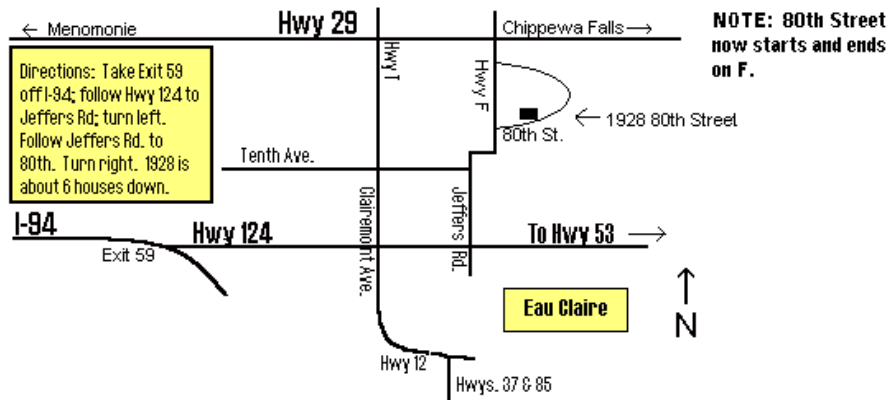
Dress warm—especially wear *warm boots* on the feet.

Items to bring: Sack lunch
Your favorite hammer
Hot cut (if you have one)
Eye and ear protection
Cotton Gloves

Workshop cost is \$20.00. The size of the class will be limited to the first eight people who sign up, so get your registration in soon.

Register for the Poz Tongs Workshop. Fill out the registration form on next page and mail to Pete Stanaitis.

Map to Monty Bygd's home in Eau Claire, Wisconsin...



Register for POZ TONGS CLASS here
Pete Stanaitis
2476 10th Ave
Baldwin Wi 54002

For questions, call Monty Bygd at 715-835-8197 or Pete at 715-698-2895.
Send check for \$20 made out to Guild of Metalsmiths with your registration.

Name: _____

Address: _____

City, State, Zip: _____

Phone: _____ Email: _____

Anvil & Vise Tool Workshop

Saturday, October 8
9 a.m. to 4 p.m.

Minnesota School of Horseshoeing
Instructor: Dave Mariette



This class is designed to help students who have taken the Basics class to further their blacksmithing skills. At the same time, you will be making basic tools to be used with your anvil and vise for shaping and forming.

You will be making a simple spring fuller, a twisting wrench, and a scrolling fork. If time allows, you'll possibly make one or two more tools for your vice or anvil. Examples should be ready for the September Forum and at the August 10 meeting.

Be sure to mark your calendars, send your registration early, and bring the equipment below.

Safety Equipment: safety glasses and ear plugs are mandatory. Other safety equipment may include gloves, apron, cotton clothing, and leather shoes.

Also, bring your favorite hammer, or hammers, and various sized tongs if you have them. A ruler, scribe, and wire brush will also be helpful.

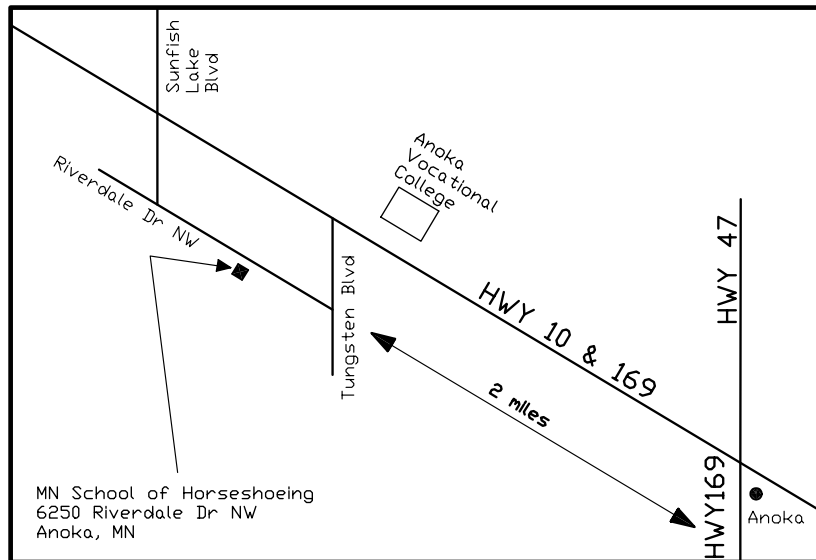
Lunch: We will take a one-hour lunch break at noon. Bring your own lunch, or visit one of the fine local restaurants in the area.

Register early for this Anvil & Vise Tool Workshop. Fill our registration form on next page and send to Jim Moenck. Email Jim at jrmoenck@yahoo.com if you have questions, or call him at 651-735-4461.

**Fill out the registration form below and mail early!
This “Anvil and Vise Tools” workshop is bound to be
a popular class.**

Maximum class size is 8 students.

Map to Minnesota School of Horseshoeing



Register for “Anvil & Vice Tools” workshop. Fill out registration form below and mail, along with check for \$25 made out to Guild of Metalsmiths, to:

**Jim Moenck
661 Dorland Road S
Maplewood, MN 55119**

For questions, call Jim at 651-735-4461, or email
jrmoenck@yahoo.com

Name: _____

Address: _____

City, State, Zip: _____

Phone: _____ Email: _____

Forge Welding Workshop October 15th & 16th (Sat. & Sun.) FULL

□

As of Thursday August 4th, 2005 this workshop has been filled!!

If you want to be on a backup list, call or email only!! Don't send a check and registration form. If there is a drop the first name on the list will be contacted, and so on down the list and the first one available will get the dropped slot. For information, contact Rome Hutchings at (763) 878-1694. If you have questions, call or email rome.hutchings@theprairieismyarden.com

Basic Drawing Class to be held September 24 & 25, 2005

Basic Drawing Class Part 1 Saturday, September 24, 2005

Basic Drawing Class Part 2 Sunday, September 25, 2005

"Drawing is the beginning of welcoming the imagination to our creative selves"

**Part 1 9-12 noon. Ford Center 1 st Floor Gallery (follow signs)
420 North 5th St. Minneapolis, Minnesota 55418
Still Life, Plants and Model.**

Part 2 10:00 to 12:30 Como Park Conservatory (old entrance) 10 a.m. to 12:30. Drawing Plants and Patterns. (This is useful for those who wish to practice what they have learned or draw in a more challenging environment.

\$30 per student. All materials provided.

Teacher: Marcia McEachron

Anyone who would like to know how to begin to draw what you see successfully, practice that skill and discover the basics of drawing the human figure are encouraged to attend. Marcia McEachron, a metalsmith whose degree was in Drawing at the University of Wisconsin. She has taught drawing to children and adults for 25 years. She has specialized in teaching drawing to teachers and people who are afraid they cannot draw.

Fall Conference News Tidbits

Al and Ann from the Chester Book Company will be back again this year for the fall conference. They carry craft and agricultural education books as well as the Randy McDaniel blacksmithing DVD. They plan on setting up late Friday afternoon and spending Friday evening and all day Saturday with us.

For examples of the books they carry, see their websites at:
www.mailordercentral.com/cbc/
www.finney-hobar.com
www.anacus.com
www.ecopress.com

Gallery

Some people seem to be too intimidated to submit items for either the gallery or the auctions. They worry they aren't good enough. Hogwash. Gallery doesn't have to mean ART— it is more like 4-H. If you made it, put it in the gallery.

Handmade/modified tools are just as worthy of gallery display as decorative items. Sketches and photos of non-transportable items are also appropriate for the gallery.

It is up to you to decide if you want to donate your item to the live auction. If you are terrified that your item won't sell at the auction, you need more self-esteem. (Or you can do what I do, take a bathroom break when your item comes up!)

Auction Suggestions

There are plenty of useful and/or beautiful things that could be submitted for auction. Here are a few ideas for you:

No Shop Yet

You may not have a shop because you are still tracking down an anvil or a forge. Next time you are out hunting for tools, buy that hammer for a buck or that box of

cold chisels and donate it to the auction. Go the extra step and make those cold chisels into a set of chasing tools. All you need is a grinder.

Startups

People like us have taken the basic course, found some of the tools. We know how to upset, taper and twist, but haven't done it enough to feel very competent. Visit a nursery* for metal work ideas for the garden. Make a set of garden hose guides. Or a votive candle holder (or adult beverage holder). The taper will be stuck in the ground and no one will see that it isn't perfect.

Established Shop

You may not be a professional, but you definitely have the toys and a collection of scrap. Cull your hand tools** and put the duplicates in the silent auction. Turn some of that scrap into spring swages, turning forks or other jigs for the gallery and then donate them to the live auction. You need to clean out your shop anyway.

Pros

You have the setup that the rest of us lust after - power hammers, plasma cutters and space. You make gates and entire fences in the time it takes us startups to get a decent taper. Auction off an afternoon at your shop on the power hammer. Or a day of plasma cutting. You get the idea.

*For Other Garden Ideas

Highland Nursery, West 7th between Lexington Ave. and 35E, St. Paul
Bibilote, Grand Ave near Lexington Ave, St. Paul

Patina, Cleveland and Ford Parkway, St. Paul, Pottery Barn, IKEA, Lee Valley Garden Tools

** hand made tools should go in the live auction.

— Sarah Delaney

Found Object Art

We need steel scrap for the Found Object Art family activity at the Fall Conference. An especially good source is under your band saw. You may not know it, but those 1/2 inch end pieces that lie buried in the metal shavings make really good teeth, claws and eyeballs. Another good source is under your forge.

So clean up your shop and support Found Object Art at the same time!



What to Bring to the Conference

September weather in the upper Midwest is unpredictable. It might be summer and then again, it might be winter. Have clothes in the car for all seasons. A rain slicker has come in handy the last couple of years, too.

Those bleachers can get awfully cold if it is 45 degrees outside. And they are not exactly soft, either, so bring something insulating to sit on.

Safety glasses! These are absolutely necessary if any of the demonstrators are using flux or a wire wheel. Hearing protection is also a good idea.

Gloves, especially for the kids. One of our conference activities is 'Found Object Art'. The raw materials may be sharp and/or dirty. (Don't worry, professionals will be around to do the actual welding. Contact Herb Fick, fick@rconnect.com, if you want to volunteer to help with the welding.)

Auction item donation(s). The live auction focuses on hand made items and although it is preferred, it doesn't have to be metalwork. The silent auction focuses on raw materials, such as leftover stock, materials for forge building, etc.

Gallery item(s). The more the better! Bring drawings or photos of already installed items. Work in progress is fine, too. We have new members joining all the time, so feel free to bring something you might have displayed years ago, but many of us would not have seen.

Odd stuff for the Found Object Art – the odder the better!

Altoids Tins. We can always use more for the chasing/repousse activity.

Tail gate items. Make some money at the conference and spend it the same weekend.

Tie out stake. Dogs aren't allowed inside buildings anymore, but there is an area in the field set aside for them. Don't forget plastic bags for the doggy landmines. This wasn't as much of an issue in the past, but the grounds are now frequently used for wedding ceremonies and receptions. The grassy areas between and around the buildings need to be landmine-free. The idea of a wedding dress encountering a doggy landmine is too horrible to contemplate.

Money! There will be auction items you'll want to bid on and a tail gater or 2 will have something you just have to have. And, of course, you'll want to buy some raffle tickets and T-shirt or a hat.

— Sarah Delaney

Eating, teaching at August 10 Guild meeting

A traditional corn feed (thanks to Dick & Irma Carlson), a potluck, a tour of the Sibley House, and educational demos by three Guild members made the August 10 membership meeting a very well-attended active evening.



Education Committee chair Jim Moenck identifies the process being demonstrated by Bill Krawczeski. Onlookers were entranced by the three demonstrations and the Guild's very capable demonstrators.



Rome Hutchings demonstrates forge welding.

Bob Johnson lectures about tongs & other tools of the trade.



Little Log House pictorial - July 2005

The Guild of Metalsmiths annually participate in the Little Log House Antique Power Show by sharing skills in the blacksmith shop. A project that was finished this year was an iron bench that adorns a walkway in Sylvia's Garden. Another project that was started was a set of enormous wall sconces that will eventually be mounted on the walls of the great hall on the Little Log House grounds. These projects are donated to the owners, Steve and Sylvia Bauer. In return, the Guild is fortunate to hold our annual Fall Conference on these hallowed grounds! Thank you, Steve and Sylvia!



Myron Hanson shapes an enormous wall sconce as onlookers are fascinated by the work with iron.



Louis Hammer, son of Don Hammer, heats iron.

Tribute to Guild member who passed away August 10, 2005

Tony Collodoro passed away Wednesday morning, August 10, 2005 from an apparent heart attack. In case you can't place Tony, he was the guy with the handlebar mustache, tattoos, earring and beret who generally donated scrolling tongs made from tin snips or handled punches made from ball peen hammers to the Guild and Northern Minnesota Guild auctions. I was looking for him on the night of the corn feed to give him a few more tin snips I had picked up for him. It was a shock to see his wife Ann's email Thursday morning.

It is an understatement to describe Tony Collodoro as the guy with all the tattoos. I had noticed the tattoos on his forearms, but didn't realize until I saw him with his shirt off at the ABANA conference at La Crosse that he had an entire blacksmith's shop tattooed on his back. Upon closer inspection, I realized that he was the blacksmith in the image!

He was very fussy about his shop. His power hammer was cleaner than my kitchen counter top. He had the quietest running belt sanders and grinders because there was no extra vibration. Everything had a place and a very good reason for being where it was.

Tony helped me make a gas forge with the gas burners that Bill Hanson had helped me make. He was a very patient teacher. I learned a lot from him.

He will be missed.

— Sarah Delaney

Reflections from Tony Collodoro's wife, Ann

Yes, I was on vacation that week, and on Wednesday morning I was outside when Tony got up. I heard a small thump and then a crash, so I ran into the house. He had fallen forward and was unconscious. I called 911 but before they got here, he had stopped breathing. They couldn't revive him.

The preliminary cause was from a heart attack. When I look back over the last two weeks, there were some signs that both Tony and I thought were attributable to his chronic pain rather than heart. We were mistaken.

It's amazing the number of people who have been touched by his life. He has maintained friendships from his youth as well as the friends he has gained over the years in the blacksmithing world. During his counseling years, a number of people have corresponded with me regarding how he helped them find new and healthier directions.

This last weekend he had finally gotten his welding table just where he wanted it. His next step was to set up his forge. He valued his blacksmithing hobby and the wonderful friends that he had gained over the years in the conferences. He found satisfaction in making beautiful fireplace sets and symbols. I feel very sad that he will be unable to continue to beautify the world with his art and talents.

Among the many who will miss him are myself (his wife), Ann Rekkedahl, his two sons, Pete and Tony J; his father, Joe; his grandson, Quentin; his three sisters, Anita Collodoro, Mimi Loechler and Terry Santo; his niece, Megan Loechler as well as other relatives and friends.

— Ann Rekkedahl (arekkedahl@yahoo.com)

The Gallery, 2004 Fall Conference (aka The Madness)

Examples of members' work displayed. Some were auctioned for the benefit of the Guild of Metalsmiths. Consider displaying your works this year!



"Woodland Stump"
Roger Loyson,
Bemidji MN

"Pattern Welded Knife"
Approximately 9 Inches
Jim Moenck
St. Paul (donated)



"Soda Paper"
Ceramic
Sarah Delaney
St. Paul MN
Approx. 20 Inches
(donated)



"Swan Garden Gate"
Phil Swan
Savage MN
Drawing Class Project



"Mirror"
John Adams
Rochester MN

*Thanks to Herb Fick for
assembling these photos!*

More inspirations from the Gallery, 2004 Fall Conference



"Lady Slipper"
Bill Krawczeski
Afton MN
Donated



"Vase"
Lisa Elias
Minneapolis MN
Donated



"Bug"
Judy Bygd
Eau Claire WI
Found Art Project

"Fireplace Set"
Rome Hutchings
Clearwater MN

"Calla Lily"
Herb Fick
Northfield MN
Approx. 18 inches



FRIENDS OF THE GUILD OF METALSMITHS

THE GUILD OF METALSMITHS IS A 501C3 CHARITABLE TRUST, MAKING ALL CONTRIBUTIONS OR DONATIONS, TAX DEDUCTABLE. IF YOU WOULD LIKE TO JOIN OUR LIST OF FRIENDS, PLEASE CONTACT OUR CURRENT PRESIDENT, AL OLSON.

DONATIONS:

The following companies have recently made tax deductible contributions of cash, tools, supplies, or metal stock, to our organization for the sake of our fund raising activities and auctions. These businesses deserve our recognition and patronage:

Bell Manufacturing & Services
36 37th Avenue NE
Minneapolis, MN
1-612-781-3200

Linders Specialty Co Inc.
432 Atwater Street
St. Paul MN 55117
1-651-488-0528

Toll Gas and Welding Supply
3005 Niagara Lane
Minneapolis, MN 55447
1-763-551-5300

DISCOUNTS:

The following companies are extending discounts to card carrying members of our organization. **You will need to ask for their Guild of Metalsmiths discount, and show them your membership card.** These discounts are a gift to us and can be taken away if they are abused. If you have a hobby shop, no problem. If you are a professional with a few employees, no problem. What is not fair is turning yourself into a dealership by reselling/trading products that you have purchased with our discount, or being a big company and using our discount for your bottom line. Please don't ruin this everyone. These businesses deserve our recognition and patronage:

Abrasive Resource

900 Lund Blvd, Suite 400

Anoka, MN

1-763-586-9595

1-800-814-7358

www.abrasiveresource.com

Business: Belts, Discs, Specialties, Rolls, Accessories (24 hour shipping).

Discount:

25% discount for Guild members. Orders under \$100 must be called in to receive discount.

(continued on page 17)

Fastenal

Industrial & Construction Supplies
Many locations throughout the Twin
Cities metro area and Hudson, WI.
See your local telephone book, their
website, or call their Eagan office
for a location nearest you.

1-651-452-7600

www.fastenal.com

Business:

Fasteners, Tools & Equipment,
Safety, Metals, and Abrasives.

Discount:

10% discount on their published
website prices, except power tools,
whether you shop online or at a
store, for Guild members.

Garelick Steel Company

1900 N. 2nd St. Minneapolis, MN
55411

1-612-521-8857

1-888-521-8857

www.garelicksteel.com

Business:

Steel, Aluminum, Stainless, Orna-
mental, Galvanized, Fabrication,
Surplus.

Discount:

10% discount for Guild members.

Oxygen Service Co.

1111 Pierce Butler Route
St. Paul, MN 55104

1-651-644-7273

1-800-774-1336

1002 Industrial Drive So
Sauk Rapids, MN 56379

1-320-252-5494

1-800-252-3275

www.oxygenservicecompany.com

Business:

All manner of welding equipment,
related supplies, and gases.

Discount:

15% discount on gases and most
items that are not already marked as
a sale item for Guild members.

Smith-Sharpe Fire Brick Supply

117 27th Avenue SE. Minneapolis,
MN 55414

1-612-331-1345

1-866-545-6743

www.ssfbs.com

Business:

Fire Brick, Hi Temp Insulations,
Ceramic Fibers, Kiln Shelves,
Foundry Supplies, Flux, Casting
Supplies.

Discount:

The quantity of product purchased
dictates the normal "Level" of
discount. Smith-Sharpe Fire Brick
Supply is offering one discount
"Level" better to Guild members. It
will vary with types of products, but
may average about 10%.

Toll Gas and Welding Supply

Eight Twin City metro locations. See
your local telephone book or their
website.

1-763-551-5300

www.tollgas.com

Business:

All manner of welding equipment,
related supplies, and gases.

Discount:

10% discount on gases and most in-
store items, for Guild members.



September 9, 2005

Artist-Blacksmith's Association of
North America, Inc.
PO Box 816 Farmington, GA 30638
Tel 706-310-1030
FAX 706-769-7147
www.abana.org

ABANA Disaster Relief Fund

John Steel, president of the Pittsburgh Area Artist-Blacksmiths Association, proposed that ABANA establish a disaster relief fund for blacksmiths impacted by hurricane Katrina. After evaluating John's proposal an ABANA Disaster Relief Fund is now in place. ABANA members, ABANA Affiliates and members of the public may contribute to this fund.

Donations should be by check, US Postal Money Order or Canadian Postal Money Order made out to "ABANA Relief Fund". ABANA will provide a receipt for all donations of \$250 or more. Please address your donation to:

ABANA Relief Fund
P O Box 816
Farmington, GA 30638

Canadian, Mexican and international donations are welcome, but please make sure your check is drawn on a US bank in US funds and contains a nine-digit routing number on the bottom of the check. US banks have great difficulty processing checks without this routing number, even though the check may say US funds. Please do not send cash. No credit cards please!

LeeAnn Mitchell Arts, Inc. and staff volunteered their time to record all transactions and make deposits to the fund. One hundred percent of the funds will be distributed to affected ABANA Affiliates or, if necessary, to other public charities. Dispersal and distribution of the funds must be based on need and not on any affiliation to ABANA or an ABANA Affiliate.

People donating money may suggest where they think the need is greatest. The final distribution of funds, however, must be made by ABANA. If it is critical for you to donate to a person or ABANA Affiliate, that donation should be made directly to the person or Affiliate and not to the ABANA Disaster Relief Fund. If you know of people in need, please pass that information on to a local Affiliate and not to ABANA. The reason is a local Affiliate will distribute all funds to individuals. Affected affiliates are asked to tell their membership about this resource. Please distribute this letter to others you think may help.

Toby Hickman of the California Blacksmith's Association and John Steel of the Pittsburgh Area Artist-Blacksmiths Association will work with the affected affiliates to establish an equitable means to disperse the ABANA Disaster Relief Funds

Distribution will begin no later than October 14, 2005 and the last distribution will be made no later than March 15, 2006. The cost of this mailing was underwritten by private individuals and no ABANA funds were used in this project. Please take a moment and contribute what you can and never underestimate the power of human kindness.

Sincerely,
Don Kemper, President

Artist-Blacksmith's Association of North America, Inc.
PO Box 816
Farmington, GA 30638
706-310-1030 tel 706-769-7147 fax
abana@abana.org www.abana.org

ABANA Affiliate Liaison Letter, August, 2005

**CALL TO ARTISTS:
Announcing the 2006 ABANA Conference Poster
Contest**

This will be a contest to choose an "Official Poster" for the 2006 ABANA Conference in Seattle, Washington in July!

Who can Participate?

* Anyone who is over 18 years old is invited to submit their original art work.

What is the Prize?

* The winner will receive two free passes to the conference. This does not include room and meals. Interviews with the winner will be published in The Anvil's Ring and on the ABANA web site.

*** What are the Rules?**

Be sure to include your name, address, phone number and e-mail with your submission. Submit any 2-D medium or digital file on a CD such as tiff, gif or jpg. (NO E-MAIL) Size must be smaller than 36" x 36". The design must include the words: ABANA, 2006, Seattle, Washington in any configuration that the artist chooses. Keep in mind that the theme of the conference is "Fusion and Transformation in the Ring of Fire!"

This will be the second consecutive conference poster contest. The idea is to create a body of biennial art posters that are suitable for framing and collecting. Submissions must be received before April 15, 2006. The winning artist must give copyright permission to ABANA who will produce posters and other novelties featuring the winning design. Sufficient postage and packing material must accompany your work if you wish to have it returned. If you do not want it returned, it will go into the conference auction to raise funds for ABANA.

Who Judges the Submissions?

* All of the submissions will be displayed on a website,
www.metalsmithinghow-to.com/poster/

Anyone can visit the website and vote for the poster that they like best. We will also have a link on the ABANA website that points to the poster page. The poster receiving the most votes will win. One need not be an ABANA member to vote. Visit <http://www.magichammer.freeservers.com/poster.htm> to see the results of the "2004 Poster Contest".

How do I Submit?

* Send your art work or CD to:
Dave Mudge, ABANA Member Services Director
15227 Mansfield Road
Bogalusa, LA 70427-0187
985-736-0049
davemudge@abana.org (do not send files in e-mail)
www.abana.org

You can keep warm this winter with your new spring-time theme quilt!

You may be the proud owner of this beautiful, hand made quilt. Several of our women have created this delightful quilt decorated with beautiful flowers, lovely birdhouses, and cute little lady bugs. All proceeds go The Guild Scholarship Fund. Stay tuned to find out at which Guild event you may be the lucky winner.



News from Tunnel Mill

Remember the Tunnel Mill Annual Fall Gathering 2005 October 1 & 2. Get your reservation in early for a chance to spend Saturday night in Tunnel Mill's first "Gypsy Wagon." Email Carol and John Adams for registration details at: jc-adams@msn.com.

Tom Latane' is coming to Tunnel Mill to teach a padlock class. Upcoming class at Tunnel Mill October 20-22, 2005 Thursday-Saturday. The project will be a hand forged padlock, 18-19th century version. Single tumbler with simple wards. Class size limited to 8, watch for more details. The project will involve hand forging, filing, and fitting.

September 03, 2005
AFC Tannehill Event Cancelled Due to Hurricane Katrina!

It is with deep regret that I am requesting that you notify all ABANA Affiliates that the Alabama Forge Council is canceling the September 9-11, 2005 Conference that was to be held at Tannehill. We have rescheduled it for the first weekend in December, 2005. The following prepared statement has been mailed out to as many members and friends as we can reach at this time:

“In the interest of safety for all concerned and the price and availability of fuel, the Alabama Forge Council Conference scheduled for the weekend of September 9, 10, and 11 has been cancelled. We are tentatively rescheduling to the first weekend in December (2nd, 3rd, and 4th). You will be kept informed.

“Please take this opportunity to inform your membership and friends of this cancellation and of our rescheduling plans. Those who have submitted their pre-registration fees are requested to contact one of us with refund instructions IF YOU DON’T WANT YOUR FEES APPLIED TO THE DECEMBER CONFERENCE.”

For further information call Garland Johnston 256-520-7777 or 256-536-0489 or via email GJohn20581@aol.com
Bill Richardson at 256-233-6189 or cell 256-777-0420
Judd Clem at 256-232-2645

I do regret that we have to take this action, but many, and I mean ‘many’, of our long-time supporters are either directly affected by the Katrina damage or they are involved in restoring services to those most affected. We will have it at a time when we can again have fellowship with our most faithful supporters present.

Thank you for your support,
Garland D. Johnston, AFC Pres.



Photo from ABANA showing the smashed shop of Dave Mudge in Bogalusa, Louisiana. Dave is the ABANA Member Services Director.

October membership meeting

Wednesday, October 12

Dan Pate, Host

Location: 2.8 miles south of Stanton Airport on Hiway 56 (intersection of SR 19 going West and SR 56)

Dan's emphasis is sheet metal, interesting shop tools, auto, and bike restoration. In addition to being the host, Dan will also demonstrate. Dan will showcase the tools unique to his craft, including the PullMax and the Planishing hammer.



Dan Pate

Herb stopped by Dan Pate's shop to see how he was doing. He is excited about hosting the Guild, and Herb invited him to the fall conference. The operative word is excited. He really wants us to come by.



Work in process



Planishing hammer



Come to the annual Fall Conference Sept. 16, 17, & 18, and meet these two nationally known demonstrators!

Ralph Sproul of Webster, New Hampshire, is a significant fabricator, installer, and machine shop person. He is working up a two-day program on shop setup and tools. He'll start with a slide show on Friday evening. Visit his website at www.bearhillblacksmith.com.

Dr. Charles R. (Bob) Becker is an equine veterinarian in Oxford, Michigan. He started blacksmithing in 1980. He won the Silver Award from the National Ornamental and Miscellaneous Metals Association in 1996. Dr. Becker will demonstrate for us at the Fall Conference. His favorite subject is the horse's head. Visit his website at www.whitehorseforge.com for images of his work.

MEETINGS:

The following businesses have recently allowed our organization to hold a bimonthly membership meeting at their place of business, and have likely offered a tour and or demonstration of their business. These businesses deserve our recognition and patronage:

Olin Wrought Iron
1351 Sibley Memorial Hwy
Mendota, MN 55150
1-651-994-8469
www.olinwroughtiron.com

Arms & Armor
1101 NE Stinson Blvd
Minneapolis, MN 55413
1-612-331-4946
www.armor.com

Marken Manufacturing
2081 E Center Circle
Plymouth, MN 55441
1-763-577-0111
www.markenmfg.com

Discount Steel & Minneapolis
Hardware
216 27th Avenue N
Minneapolis, MN 55411
1-612-522-5956
www.discountsteelincl.com
2611 N 2nd Street
Minneapolis, MN 55411
1-612-588-6588

Hossfeld Manufacturing Co.
460 West Third Street
P.O. Box 557
Winona, MN 55987
1-507-452-2182
www.hossfeldbender.com

Gladwin Machinery & Supply Co.
5170 Main Street NE
Minneapolis, MN 554121
1-763-259-4129
www.gladwinmachinery.com

Video Library Tape Review

Seeing is believing

In each issue of *The Forum*, we will attempt to interest you in a particular tape that's available in the Guild video library. A complete listing of the library can be found on the Guild website (<http://www.metalsmith.org/pub/index.htm#VideoLibrary>) or can be sent by Tape Librarian Rich Herman (racherman@frontiernet.net or 651-322-1623).



Guild Video Review; T-8, 1992, 6 hours 40 minutes

Reviewed by Pete Stanaitis

Jack Brubaker, a professional artist blacksmith from Nashville, Indiana is the featured demonstrator in this 6 hour and 40 minute video. There are a few short segments on other subjects. The most notable of them is Keith Johnson demonstrating the hand forging of gun barrels.

This video was shot over the "Madness" weekend in September of 1992 at the University of Wisconsin, River Falls. Although it will have broad appeal the anyone interested in blacksmithing, this tape will have a particular fit to those who would like to begin working metals other than ferrous. and those who have a production orientation. In fact anyone who saw Jack back in 1992 and thought about getting into other metals ought to review this tape now.

While demonstrating, Jack discusses general characteristics, forging techniques, applications, finishes and patinas for bronzes in general, aluminum bronze in some detail, copper, aluminum and stainless steel. He makes several projects, too.

All through the tape he gives us his philosophy of design with examples of how the process works within him. "The initial thing that gets you to make money is *Design*", Jack says.

No business can survive for long without customers and some way to get them to buy your product. Jack discusses marketing, customer base, wholesaling vs. retail sales, and pricing your work.

Jig & fixture design and use are very important to Jack's success. He covers them in some detail. Power hammers and other power equipment are in constant use in his shop. As he demonstrates on Bob Fredell's newly refurbished 25# Little Giant, he discusses power hammers, tooling and how he converted his shop from Little Giants to air hammers. As an example of power hammer tooling, he carefully describes a handy pair of combination drawing and tapering dies and explains how he uses them.

Later in the video, Jack shows a little over an hour of slides of his work with a lively running commentary. A very good segment! And later, while making a unique version of one of his trademark candlesticks, Jack gives an informative monologue on copyright law, punctuated with his own personal experiences.

This is a great tape for anyone who is in the production mode themselves or even considering it. Again, this video is over 6 hours in length. It should be seen in segments to get the most out of it.

Our neighborhood of smiths

Check this page every month to see what's going on with our neighboring colleagues, and read about activities in their smithing groups.

UMBA

UMBA (Upper Midwest Blacksmith Association) features hammer-ins on September 11, October 16, November 13, and December 11, all at the Matthew Edel Blacksmith Museum in Haverhill, IA.

Central Minnesota Blacksmiths meeting schedule

Sept 12 @ Warren Medina 4115 115th St NE, Sauk Rapids, MN 56379, 320-393-2249

Oct 3 @ Al Garber 2566 90th St NE, Monticello, MN 55362 763-295-4632

Nov 14 @ Rocky Spsychala 8535 NE River Rd, Rice, MN 56367 320-393-2214

Dec 5 @ Ken Zittur 37634 Cty Rd 9, Avon, MN 56310 320-746-2557

Badger Blacksmiths August meeting

The Badger Blacksmiths will meet on September 8 at Dan Winrich's house at 6:30. In October they'll meet on Thursday, the 13th at Paul Branch's house at 6:30. Then on November 10 they'll meet at Springfield Town Hall at 6:30. For more information, call Don Hogenson at 715-265-4701 or email Richard Prigge at rcprigg@centurytel.net

Lake Superior Metalsmiths

Lake Superior Metalsmiths (LSM) meets the fourth Tuesday of the month from May through September at 6 pm. The meetings are potluck at 6 pm at Dave Hanson's house, 5873 Taft Road, Duluth, Minnesota, 218-721-4572. During the months of October through April, our meetings are at the same location but held on the fourth Saturday of the month at noon.

Northern Minnesota Metalsmiths

The NMM meetings are the first Monday of the month. Often, but not always, at Keith Johnson's shop in Bemidji. Contact Keith for monthly specifics at keith@greatriverforge.com

Goings on...



Events in September

- Fall Conference, September 16, 17, 18 at Little Log House grounds- brochure sent, meal ticket money due Sept. 10
Sept. 10 Making & Heat-Treating Tools workshop, MN School of Horseshoeing
- Guild board of directors meeting, Wednesday, Sept. 14 at Myron Hanson's in Eagan.
- Instructors Workshop September 24 at MN School of Horseshoeing
- Basic Drawing Class September 24 & 25. Call Marcia McEachron.

Events in October

- Tunnel Mill, October 1 & 2
- Anvil & Vise Tool Workshop Saturday, Oct. 8
- Guild meeting Oct. 12 at Dan Pate sheet metal shop (complete auto restoration shop) in Stanton, MN.
Forge Welding Workshop, Oct. 15 & 16 at MN School of Horseshoeing
- Oct. 20-22, Tom Latane teaches hand-forged padlock class at Tunnel Mill.

Upcoming events at National Ornamental Metal Museum in Memphis

- ✓ Contemporary Cast Iron, Showing through September 18, 2005
- ✓ Master Metalsmith: Elliott Pujol, September 25 - November 6, 2005
- ✓ Repair Days Weekend is scheduled for October 14, 15, and 16th! If you wish to volunteer, please contact Judy Davis at jed@metalmuseum.org.

Be sure to visit our redesigned website!

Jennifer Hughes, Registrar
National Ornamental Metal Museum
374 Metal Museum Drive
Memphis, TN 38106
901-774-6380
jenhughes@metalmuseum.org
<http://www.metalmuseum.org>

Note from Forum editor:

If you're ever in the Memphis area, be sure to stop and visit the National Ornamental Metal Museum. It's located on the shores of the Mississippi River in Memphis, Tennessee, and it's well worth the time it takes to find the place! They remodeled the museum last summer, and now they've redesigned their website.

— Georgia Myers

Metalsmith back issue service order form

Read directions on the reverse side of this form.

Please send me these back issues: (vol:issue)
Use additional sheets of paper if you need them.

Joining The Guild of Metalsmiths?

Please introduce yourself. Each month we welcome new members to the Guild and offer them a chance to tell us a bit about themselves. (who you are, your goals as a metalsmith, the services you provide, products you make, etc.) Whatever you want to share is fine. So, give us a statement of interests/services up to 254 characters long (letters and spaces). This statement is also printed in the member directory (optional).

Join The Guild of Metalsmiths

Send \$30 dues to the address below. Please circle if you want to be listed in our membership directory and/or check items you don't want listed.

The Guild of Metalsmiths List Me Don't List Me
PO Box 11423 in the directory in the Directory
St. Paul MN 55111 but don't list
 address phones: home work fax cell email web page
 (mark items above you DO NOT want published)

Name: _____

Company Name: _____

Address: _____

(optional items)
Home phone: _____ Work phone: _____

Fax: _____ Cell: _____

Email address: _____

Web page: _____

Metalsmith Back Issue Service

Back issues of The Metalsmith are available to Guild members for only \$3.00 each, postage included.

Use your most recent copy of The Metalsmith's "How to" index to pick out the topics that interest you most. Then, if you don't already have those Metalsmiths in your collection, get them from the Guild of Metalsmiths Back Issue Service!

To order, write the Volume and Issue number(s) on the back of this form along with your mailing address.

Include a check for \$3.00 for each issue made out to Guild of Metalsmiths.

Send it to:

Pete Stanaitis
2476 10th Ave.
Baldwin WI 54002

If you have any questions about the service, contact Pete at 715-698-2895 or email him at: spaco@baldwin-telecom.net