



Tiger Cub Den Meeting Plans

Den meeting plans are developed around a Scouting program year that is presumed to begin in early September and continue through May, at which time Cub Scouts would become involved in summertime Scouting activities. Two types of den meeting plans are offered for the den leader's use:

- ▶ Numbered plans: Programming for the program/school year (September through May), including rank advancement requirements for dens meeting twice a month
- ▶ Lettered or supplemental plans: Additional programming for dens meeting year-round or more than twice per month

Meeting Date	Den Meeting No.	Tiger Den Meeting Plans	Requirements/Electives Covered
	1	Bobcat and Making My Family Special	Do: Achievement 1D, Bobcat (partial) HA*: Achievement 1F
	2	Bobcat and Making My Family Special	Do: Achievements 1G and 3D; Bobcat Verify: Achievement 1F
	3	Keeping Myself Healthy and Safe	Do: Achievements 3D, 3F, and 3G (partial), Elective 28 HA: Achievement 3Fa and Elective 28
	4	Go See It: Keeping Myself Healthy and Safe	Verify: Achievement 3Fa, Elective 23 Do: Achievement 3G
	5	Go See It: Let's Go Outdoors	Do: Achievements 5F and 5D, 5G; Elective 6
	6	Where I Live and How I Tell It	Do: Achievements 2F, 2D, and 4D HA: Achievement 4F
	7	Go See It: Where I Live	Verify or do: Achievement 4F Do: Achievement 2G
	8	Go See It: How I Tell It	Do: Achievement 4G
	9	How Do You Celebrate? and Making Decorations	Do: Elective 1, Elective 2
	10	Go See It: Making Change and Banking	Do: Elective 13, Elective 50
	11	Reduce, Reuse, Recycle; Reading Fun; Play Along!; and The Show Must Go On	Do: Elective 47, Elective 21
	12	Transportation	Do: Elective 41
	13	Phone Manners, Emergency!, Our Colorful World, and A Friendly Greeting	Do: Elective 26, Elective 27, Elective 15, Elective 12
	14	Go See It: Pet Care and Learn About Animals	Do: Elective 43, Elective 31
	15	Fun and Games (Bingo or Other Games)	Do: Elective 3 HA: Elective 23, Elective 25
	16	Cleanup Treasure Hunt, What Kind of Milk?, and Snack Time	Do: Elective 33, Elective 23, Elective 25

*HA = Home/family assignment

Supplemental Den Meeting Plans		
Den Meeting Letter	Tiger Den Meeting Plans	Requirements/Electives Covered
A	Collecting and Other Hobbies	Do: Elective 16
B	Make a Model, Part 1	Do: Elective 17 HA: Elective 17
C	Make a Model, Part 2	Do: Elective 17
D	Go See It: Visit a Bakery	Do: Elective 45
E	Get the Word Out	Do: Elective 20
F	Magic Fun	Do: Elective 19
G	Picnic Fun, Snack Time, Safety in the Sun, and Fun Outdoors	Do: Elective 22, Elective 25, Elective 29, Elective 35
H	Plant a Seed! and Song Time	Do: Elective 30, Elective 6
I	Go See It: See a Performance	Do: Elective 36
J	Visit a Bike Repair Shop and Take a Bike Ride With Your Adult Partner	Do: Elective 38, Elective 37
K	Go See It: Go to Work	Do: Elective 39
L	Feed the Birds	Do: Elective 32
M	Family Mobile	Do: Elective 5
N	Display a Picture	Do: Elective 4
O	Go See It: Healthy Teeth and Gums	Do: Elective 46
P	Sew a Button and Song Time	Do: Elective 18, Elective 6



Tiger “Family” Achievements: Here are the achievements from the boys’ handbooks that must be completed at home, where the parent(s)—as “Akela,” a leader—should review them and sign off in the handbook when each one is completed:

Complete the exercises in the parent’s guide, *How to Protect Your Children From Child Abuse*.

1F: Think of one chore you can do with your adult partner. Complete it together.

2F: Look at a map of your community with your adult partner.

3Fa: With your family, plan a fire drill, then practice it in your home.

3Fb: With your adult partner, plan what to do if you became lost or separated from your family in a strange place.

4F: At a family meal, have each family member take turns telling the others one thing that happened to him or her that day. Remember to practice being a good listener while you wait for your turn to talk.

5F: Go outside and watch the weather: complete the Character Connection for Faith



Tiger Den Meeting 1

Bobcat and Making My Family Special

Bobcat (partial). Achievement 1: Making My Family Special (1F partial, 1D). Character Connection for Honesty.

Preparation and Materials Needed

- ▶ With pack leaders, confirm who is in your den and reach out to parents.
 - Have on hand the Family Talent Survey Sheet found in the resource section of this Guide).
 - If you are not a scrapbook enthusiast or generally good with arts and crafts, see if another parent in the den has those skills and could help make this a special meeting.
- ▶ Materials checklist (add to your den box of U.S. and den flags, paper and pencils, other supplies):
 - Index cards with the Cub Scout Promise printed on one side and Law of the Pack on the other side (enough for each boy and adult attending the meeting). Add the Pledge of Allegiance if needed.
 - One three-ring binder for each boy with three-hole-punched copy or construction paper, stickers, markers
 - Large paper or poster board and markers to write den's code of conduct
 - Tiger Cub Immediate Recognition Emblems and Beads
- ▶ Ask Tiger Cubs to bring a family photo to show the group and put in their scrapbook.

Before the Meeting

- ▶ Make final preparations with assistance from any assistant den leader or host team (Tiger Cub and adult partner) or other parent helper or den chief. Organize the space (seating, flags, advancement charts, activity materials, handouts, etc.). If you're snacking, organize space for that and the cleanup.

Gathering

- ▶ Welcome new Scouts and parents. Today will have lots of "getting to know each other" time.
- ▶ Have a gathering activity (games, puzzles, coloring, puppets) that will keep Tiger Cubs interested and busy, and that others may join as they arrive. If the den desires, serve a healthy snack during this time.
- ▶ Collect dues, record attendance and any advancement completed at home (a good job for an assistant den leader). Assign parents to meeting roles and hand out a meeting plan to each.
- ▶ Distribute the Family Talent Survey Sheet to the parents, asking them to complete it and return it to you at the next meeting. Also ask each parent about interests, abilities, hobbies, occupations, etc.

Opening

- ▶ Learn the Cub Scout motto: *Do Your Best*. Perhaps as a cheer, the den leader asks: "What's our motto?" and Tiger Cubs and adult partners respond: "Do . . . Your . . . Best!" (three times, getting louder each time).

Business Items

- ▶ Have each Scout (and attending parent) introduce themselves. Note that you'll want to know more about each other, and part of that could go in the scrapbook you create.
- ▶ Discuss what a den is and how it fits in with a pack. Discuss your goals for the year and highlight/promote the upcoming activities. Discuss a den name, den yell, and other den identity elements (these could include a den flag, neckerchief slide, or your own den advancement totem or doodle).
- ▶ Use this time to discuss participation in coming pack meetings or events, as needed.
- ▶ Discuss behavioral expectations at den meetings. This is a chance to create a code of conduct for how the den should govern itself during meetings. Prompt your Tiger Cubs to come up with a good code.

Activities

- ▶ Teach and review the Bobcat badge requirements (see the *Tiger Cub Handbook*):
 - Learn and say the Cub Scout Promise.
 - Say the Law of the Pack and discuss what it means.
 - Tell what Webelos means (We'll Be Loyal Scouts).
 - Learn the Cub Scout sign and tell what it means. (The sign represents and looks like Wolf ears. It signifies "I'm ready to listen" and the two parts of the Promise: "help other people" and "obey the Law of the Pack.")



- Show the Cub Scout handshake and tell what it means. (Like the sign, two parts of the Promise.)
- Say the Cub Scout motto. (Do Your Best.)

Suggestion: Use a fun method to help the Scouts learn. Thought starters:

- A tape recorder, flash cards, or the game of “hangman” with phrases from the Law, Promise, and motto
 - A “random balloon drawing”: put a different Bobcat requirement on a small sheet of paper, and put each part in separate balloons. Tiger Cubs get to pick a balloon, pop it (maybe make them do it in different ways), and after popping, the boys have to do the requirement listed on the paper.
 - Maybe a “Line Up the Lines” game for Promise and Law (Write the Promise (or the Law) on strips of paper or cardboard, cut into chunks or half-lines. Mix them up, and see if the boys can line them up.)
- ▶ With adult partners, discuss one chore your Tiger Cubs can do and complete the Character Connection for Honesty. This can be done in the den meeting, and reinforced with the family.
- **Know:** Discuss these questions with your family. What is a promise? What does it mean to “keep your word”? What does honesty mean? What does it mean to “do your best”?
 - **Commit:** Discuss these questions with your family. Why is a promise important? Why is it important for people to trust you when you give your word? When might it be difficult to keep your word? List examples.
 - **Practice:** Discuss with family members why it is important to be trustworthy and honest, and how can you do your best to be honest when you are doing the activities in Cub Scouting.
- ▶ **Achievement 1D:** With adult partner, assemble and decorate your family scrapbook.
- Distribute binders, scrapbook pages, plus blank three-hole-punched copy paper or construction paper, stickers, and markers.
 - Have them start the work, and use the opportunity to have them describe (at least) parents and siblings.
 - This helps you get to know the Scouts and their families.

Tiger Cubs who have learned the Cub Scout sign, salute, and motto have earned the Tiger Cub Immediate Recognition Emblem, to be presented TODAY (with the Scouts recognized for it at the next pack meeting).

Tiger Cubs participating in Den Meeting 1 and completing **Achievement 1D** have earned their first orange bead for the Tiger Cub Immediate Recognition Emblem. Beads should be presented at the meeting at which they are earned.

Closing

- ▶ Award (or recognize) any advancement completed at this meeting; thank hosts, guests, and helpers.
- ▶ **Home Assignment: Achievement 1F:** Ask Cub Scouts to think of one chore they can do with their adult partner. Instruct Cub Scouts and adult partners to complete the chore together at home before the next meeting.
- ▶ Remind all that the next meeting is a Go See It (unless the sequence is changed).
- ▶ Hand out or send family information letter.
- ▶ Closing ceremony: perhaps a den leader’s minute, Law of the Pack, den yell, and/or Living Circle.
- ▶ If you’ve changed the sequence of den meetings (not recommended but may be necessary to fit your den’s unique situation), double-check this to line up with the right meeting.

After the Meeting

- ▶ If you’ve changed the sequence of den meetings, double-check to make sure you will still advance your boys appropriately and check with the Cubmaster to make sure you stay coordinated with the pack.
- ▶ Refreshments: If appropriate
- ▶ Cleanup: Recruit enough help to do a good job. Scouts always leave an area as clean, or cleaner, than they found it.



Tiger Den Meeting 2

Bobcat and Making My Family Special

Bobcat badge (completion). Achievement 1: Making My Family Special (1F completion, 1G). Character Connection for Responsibility.

Preparation and Materials Needed

- ▶ For Den Meeting 2, make arrangements to visit a library, historical society, museum, old farm, or historical building in your community. If transportation is an issue, be sure to consider alternatives, such as the library in a school or church that hosts your unit, or an older employee at the school or church to discuss life years ago. Another alternative is the home of an older neighbor willing to help. Be flexible in finding some place, and someone, interesting for the Scouts.
- ▶ Materials checklist (these should be in your basic den box by now):
 - Index cards printed with the Cub Scout Promise and Law of the Pack
 - Tiger Cub Immediate Recognition Emblem beads

Before the Meeting

- ▶ Make final preparations with assistance from any assistant den leader or host team (Tiger Cub and adult partner) or other parent helper or den chief. Organize the space (seating, flags, advancement charts, activity materials, handouts, etc.). If you're snacking, organize space for that and the cleanup.

Gathering

- ▶ Have a gathering activity (games, puzzles, coloring, puppets) that will keep Tiger Cubs interested and busy, and that others may join as they arrive. If the den desires, serve a healthy snack during this time.
- ▶ Collect dues, record attendance and any advancement completed at home (a good job for an assistant den leader). Assign parents to meeting roles and hand out a meeting plan to each.
- ▶ If applicable, collect permission slips.
- ▶ As parents arrive, verify that parents have completed the exercises in the parent's guide, *How to Protect Your Children From Child Abuse*.

Opening

- ▶ Conduct flag ceremony and Pledge of Allegiance.
- ▶ Recite the Cub Scout Promise (or other opening).
- ▶ Maybe add a roll call (give me a Tiger roar when I call your name), and/or uniform recognition.

Business Items

(On a Go See It field trip, you'll really need to determine when to cover these—at the beginning may not make sense—do these in a way that works for you):

- ▶ Remind the boys of appropriate behavior, including safety considerations, at the site of your visit.
- ▶ **Verify:** Ask Tiger Cubs to share with the den the chore they completed with their adult partner (**Achievement 1F**).
- ▶ Review any code of conduct for how the den should govern itself during meetings.
- ▶ Use this time to discuss participation in coming pack meetings or events, as needed.

Activities

- ▶ **Achievement 1G:** Take a Go See It to a library, historical society, museum, old farm, or historical building, or visit an older person. Discover how family life was the same and how it was different many years ago.
 - Advice to Leaders: Make it fun! Be enthusiastic, or create drama and mystery about the historic place you're visiting. Don't allow it to be just "some boring historic place."
 - You might have the Tiger Cubs dress, or have some adult partners dress, in period costumes to add to the fun of the event, or bring items from the era at the historical place that you're visiting.
 - Be sure to mix in brief games and songs (serious or silly) to change the pace of the meeting. Tiger Cubs have short attention spans, and you and they will have more fun and focus better if you mix it up.



- ▶ **Review** the Bobcat requirements (*Tiger Cub Handbook*, pages 29–34):
 - Learn and say the Cub Scout Promise.
 - Say the Law of the Pack and discuss what it means.
 - Tell what Webelos means (We'll Be Loyal Scouts).
 - Learn the Cub Scout sign and tell what it means. (Two parts of the Promise—"help other people" and "obey the Law of the Pack"—and it looks like a Wolf's ears, meaning "I'm ready to listen.")
 - Show the Cub Scout handshake and tell what it means. (Like the sign, two parts of the Promise)
 - Say the Cub Scout motto (Do Your Best).

- ▶ **Suggestion:** You could do a Law of the Pack puzzle (can do with the Cub Scout Promise as well):
 - Write one word of the Law of the Pack on an index card; place the cards in a paper sack.
 - Prepare a second sack of index cards. Divide the den into two teams.
 - On a signal, teams remove the cards from the sacks and put the words in the correct order.
 - The first team correctly completing the sequence of words wins.

- ▶ **Complete** the Character Connection for Responsibility (**Achievement 3D**).
 - **Know:** Think about the job that you completed. What was the hardest part of doing the job? How well was the job done? What does it mean to be responsible?
 - **Commit:** Why is being responsible important? Are there jobs you can do by yourself? List other ways that you can be responsible.
 - **Practice:** Do **Achievement 1F**: Think of one chore you can do with your adult partner. Complete it together.

Closing

- ▶ Award (or recognize) any advancement completed at this meeting; thank hosts, guests, and helpers.
- ▶ Closing ceremony: perhaps a den leader's minute, Law of the Pack, den yell, and/or Living Circle.
- ▶ Hand out or send family information letter.

Tiger Cubs who participated in Den Meeting 1 and completed a chore with their adult partner have now earned their first white bead (**Achievement 1F**).

Tiger Cubs who participated in Meeting 2 have earned their first black bead (**Achievement 1G**).

After the Meeting

- ▶ If you've changed the sequence of den meetings, double-check to make sure you will still advance your boys appropriately and check with the Cubmaster to make sure you stay coordinated with the pack.
- ▶ Refreshments: If appropriate
- ▶ Cleanup: Recruit enough help to do a good job. Scouts always leave an area as clean, or cleaner, than they found it.



Tiger Den Meeting 3

Keeping Myself Healthy and Safe (Food Pyramid and Fire Drill)

Achievement 3: Keeping Myself Healthy and Safe (3Fa partial, 3Fb, 3D, 3G partial).

Elective 28: Smoke Detectors. Character Connection for Health and Fitness

Preparation and Materials Needed

- ▶ For Den Meeting 3, bring a working battery-operated smoke detector, a poster board for each boy, markers, food magazines, newspaper grocery store advertisements, and index cards printed with the Cub Scout Promise and Law of the Pack.
- ▶ Materials checklist (add to your den box of U.S. and den flags, paper and pencils, other supplies):
 - Bring “Food Pyramid” handouts. Go to www.mypyramid.gov to check that out.
 - You can create personal pyramids at www.mypyramid.gov/mypyramid/index.aspx, tailored to your size, age and activity level.
 - Consider bringing samples of food in each food group. For example, whole grain bread and crackers, some broccoli and carrots, fresh fruit of your choice, a variety of nuts (check for allergies), milk and cheese, hard-boiled eggs. And water.
 - Tiger Cub Immediate Recognition Emblem beads.
- ▶ **Note:** The sequence of Meetings 3 and 4 may be reversed, depending on your local sports schedule.

Before the Meeting

- ▶ Make final preparations with assistance from any assistant den leader or host team (Tiger Cub and adult partner) or other parent helper or den chief. Organize the space (seating, flags, advancement charts, activity materials, handouts, etc.). If you’re snacking, organize space for that and the cleanup.

Gathering

- ▶ Have a gathering activity (games, puzzles, coloring, puppets) that will keep Tiger Cubs interested and busy, and that others may join as they arrive. If the den desires, serve a healthy snack during this time.
- ▶ Collect dues, record attendance and any advancement completed at home (a good job for an assistant den leader). Assign parents to meeting roles and hand out a meeting plan to each.

Opening

- ▶ Conduct flag ceremony and Pledge of Allegiance.
- ▶ Recite the Cub Scout Promise (or other opening); perhaps add a roll call and/or uniform recognition.

Business Items

- ▶ Teach basic courtesies: Have boys sign a note or card as a formal thank-you to the Go See It site or guest from last meeting. You may want to develop a system to use for each Go See It.
- ▶ Use this time to discuss participation in coming pack meetings or events, as needed.
- ▶ If you’ve decided to do a den flag or den doodle, you might work on that today.

Activities

- ▶ **Achievement 3Fb:** Have each family plan what to do if the Tiger Cub ever becomes lost or separated from his family. Hints for adult partner:
 - Stay where he is rather than keep moving (making a person harder to find).
 - Assure them that because they are loved, as soon as others realize that he is not with his family or group, they will quickly begin looking for him.
 - You may want to set den rules, too (e.g., buddy system for playground, events, hikes).
- ▶ **Achievement 3D:** Have each adult partner and Tiger Cub draw a food pyramid on poster board.
 - Cut out pictures of food from food magazines or newspaper grocery ads to add to the appropriate sections. Boys could also draw different foods.
 - Remind the boys to bring the posters to your next pack meeting for display. You might have them displayed at school or at the chartered organization.
 - Another option, since snacks are often a part of meeting, is to get the Cubs to direct their adult partners on what healthy snacks the den should have at meetings.



Want More Fun Activities?

Since this is not the most active activity unless you are cooking and eating, if you want to get noisy you can sing the "All You Etta" song (to the French tune, *Alouette*) with Cub Scouts contributing what they "et."

All you etta, think of all you etta
 All you etta, think of all you et:
 Think of all the _____ you et
 Think of all the _____ you et
 _____ you et
 _____ you et
 Oh, oh, oh, oh . . . etc.

Continue with everyone adding something. Eventually you should be holding your belly from eating too much!

- ▶ **Achievement 3Fa:** Have each adult partner and Tiger Cub plan a family fire drill. Remind them to practice it at home.
 - You might have them make maps of their homes showing the escape routes to show their families.
 - And have a practice fire drill at the den meeting. You should have a plan there, too.

Want Another Fun Activity?

Consider, for the next pack meeting, having the Tiger Cubs do a skit about what they've learned. (See the example "Emergency Broadcast System" skit included on the following page.)

- ▶ **Elective 28** ("With your adult partner, check the batteries in the smoke detector in your home or another building."):
 - Have each boy practice removing and replacing the battery in the smoke detector.
 - **Suggestion:** Test it to see if it works. (Do this outside to ensure you don't set off real smoke detectors.)
 - Ask each family to check the batteries in their smoke detectors at home.
- ▶ Complete the Character Connection for Health and Fitness (Part of **Achievement 3D**).
 - **Know:** With a family adult, have a healthy snack.
 - **Commit:** When is it difficult to eat healthy food?
 - **Practice:** What foods are best for your health and growth?
- ▶ **Achievement 3G:** Discuss the rules of the game or sport that you will observe during the next den meeting (unless the sequence is changed).

Closing

- ▶ Award (or recognize) any advancement completed at this meeting; thank hosts, guests, and helpers.
- ▶ Closing ceremony: perhaps a den leader's minute, Law of the Pack, den yell, and/or Living Circle.
- ▶ Hand out or send family information letter.
- ▶ Hand out basic rules of the sporting event that the boys will attend at the next meeting. (**Achievement 3G preparation**)

- ▶ **Home Assignment:** Remind Cubs and adult partners to practice a family fire drill and check their smoke detector batteries at home. (**Achievement 3Fa, Elective 28**)

- ▶ Remind all that the next meeting is a Go See It (unless the sequence is changed). Clean up.

Tiger Cubs participating in Den Meeting 3 have earned a second orange bead (**Achievement 3D**).

Den Meeting 3



After the Meeting

- ▶ If you've changed the sequence of den meetings, double-check to make sure you will still advance your boys appropriately and check with the Cubmaster to make sure you stay coordinated with the pack.
- ▶ Refreshments: If appropriate
- ▶ Cleanup: Recruit enough help to do a good job. Scouts always leave an area as clean, or cleaner, than they found it.

Skit

The Emergency Broadcast System

- ▶ The den lines up, facing the audience.
- ▶ An announcer says: "This is a test of the Pack ____ emergency broadcast system. This is only a test."
- ▶ Everyone in the den hums a very high pitched note (a "beeeeeeeeeep" sound, similar to the tone on the radio just before an emergency broadcast is given).
- ▶ Stop when the leader raises his hand.
- ▶ When the humming stops, the announcer then says: "This has been a test of the Pack ____ emergency broadcast system. This has been only a test. If this had been an actual emergency, this is what you would hear:"
- ▶ At that point everyone in the den begins to scream and run around terrified and in a panic, and then they all run away. (Make sure you practice so the beeeeps start and stop when they should and so the punch line does not drag on too long.)



Tiger Den Meeting 4

Go See It: Keeping Myself Healthy and Safe

Achievement 3 (3Fa completion, 3G completion).

Preparation and Materials Needed

- ▶ For Den Meeting 4, make arrangements to attend a local sporting event such as a football, soccer, or volleyball game, or any amateur or professional game or sporting event.
- ▶ If applicable, remind families to bring appropriate outerwear for an outdoor game.
- ▶ It's helpful to have some people arrive at the game early to save a block of seats for your den.

Before the Meeting

- ▶ Make final preparations with assistance from any assistant den leader or host team (Tiger Cub and adult partner) or other parent helper or den chief. Organize the space (seating, flags, advancement charts, activity materials, handouts, etc.). If you're snacking, organize space for that and the cleanup.

Gathering

- ▶ Have families assist in making sure your den sits together as a group.
- ▶ Have a gathering activity (games, puzzles, coloring, puppets) that will keep Tiger Cubs interested and busy, and that others may join as they arrive. If the den desires, serve a healthy snack during this time.
- ▶ Collect dues, record attendance and any advancement completed at home (a good job for an assistant den leader). Assign parents to meeting roles and hand out a meeting plan to each.

Opening

- ▶ Conduct flag ceremony and Pledge of Allegiance.
- ▶ Recite the Cub Scout Promise (or other opening); perhaps add a roll call and/or uniform recognition.
- ▶ Participate in singing "The Star-Spangled Banner" if that is sung at the beginning of the game. Those in uniform should use the Cub Scout salute.

Business Items

- ▶ Remind the boys of appropriate behavior, including safety considerations, at the site of your visit.
- ▶ **Verify:** Before going in, or as all are gathered, review **Achievement 3Fb and Elective 28:**
 - Have each family plan what to do if the Tiger Cub ever becomes lost or separated from his family.
 - Set a place for anyone to go to if he becomes separated. **Suggestion:** Establish a buddy system.
- ▶ Use this time to discuss participation in coming pack meetings or events, as needed.

Activities

- ▶ **Achievement 3G:** Attend a local football, soccer, or volleyball game, or any amateur or professional game or sporting event. Review the rules of the game while you are watching.

Want More Fun Activities?

Depending on the layout of the event venue, and because many Tiger Cubs will have a hard time sitting and watching, consider having a smaller version of the game (or of some other game) informally and out of the way of the actual game.

Closing

- ▶ Award (or recognize) any advancement completed at this meeting; thank hosts, guests, and helpers.
- ▶ Closing ceremony: perhaps a den leader's minute, Law of the Pack, den yell, and/or Living Circle.
- ▶ Remind Tiger Cubs and adult partners that the next meeting is also a Go See It (unless the sequence is changed) and to wear appropriate outerwear.
- ▶ Hand out or send family information letter.

Den Meeting 4

Tiger Cubs attending Den Meeting 4 (the amateur or professional game or sporting event) have earned a second black bead (**Achievement 3G**).

Tiger Cubs who attended Den Meeting 3 and practiced a fire drill at home have earned a second white bead (**Achievement 3F**).



After the Meeting

- ▶ If you've changed the sequence of den meetings, double-check to make sure you will still advance your boys appropriately and check with the Cubmaster to make sure you stay coordinated with the pack.
- ▶ Refreshments: If appropriate
- ▶ Cleanup: Recruit enough help to do a good job. Scouts always leave an area as clean, or cleaner, than they found it.



Tiger Den Meeting 5

Go See It: Let's Go Outdoors and Song Time

Achievement 5 (5F, 5D, 5G). Elective 6. Character Connection for Faith.

Preparation and Materials Needed

- ▶ For Den Meeting 5, make arrangements for a den hike. Plan your hike in a place where boys will be able to collect autumn leaves. **Note:** A walk around the neighborhood might be sufficient!
- ▶ Remind families to bring appropriate outerwear and wear appropriate shoes or boots.
- ▶ Materials checklist (add to your den box of U.S. and den flags, paper and pencils, other supplies):
 - Bring hand sanitizer, several sheets of copy paper, and crayons with the wrappers removed.
 - Bring the words to the songs “I’ve Got That Tiger Cub Spirit” and “If You’re a Tiger and You Know It” (pages 87–88 in the *Tiger Cub Handbook*). Substitute or add songs that you and the Scouts want to sing.
 - Index cards printed with the Cub Scout Promise and Law of the Pack
 - Tiger Cub Immediate Recognition Emblem beads

Before the Meeting

- ▶ Make final preparations with assistance from any assistant den leader or host team (Tiger Cub and adult partner) or other parent helper or den chief. Organize the space (seating, flags, advancement charts, activity materials, handouts, etc.). If you’re snacking, organize space for that and the cleanup.

Gathering

- ▶ Meet at the designated starting point. This could be the regular den meeting space.
- ▶ Have a gathering activity (games, puzzles, coloring, puppets) that will keep Tiger Cubs interested and busy, and that others may join as they arrive. If the den desires, serve a healthy snack during this time.
- ▶ Collect dues, record attendance and any advancement completed at home (a good job for an assistant den leader). Assign parents to meeting roles and hand out a meeting plan to each.

Opening

- ▶ Conduct flag ceremony and Pledge of Allegiance.
- ▶ Recite the Cub Scout Promise (or other opening); perhaps add a roll call and/or uniform recognition.

Business Items

- ▶ Remind the boys of appropriate behavior, including safety considerations, on the hike. Review the Leave No Trace guidelines for frontcountry travel (page 152 of *Tiger Cub Handbook*).
- ▶ Invite Scouts to bring their family scrapbooks back to upcoming den meetings to show to the den.
- ▶ Use this time to discuss participation in coming pack meetings or events, as needed.

Activities

- ▶ With adult partner, could complete the Character Connection for Faith. (**Note:** Den leaders should use their best judgment about this, and because this is a family matter, and especially if you have a mix of faith practices in your den, feel free to ask parents to do this directly, while you just talk about the weather before you go on the hike.)
 - **Know:** Discuss things about the weather that you know to be true, but you cannot see at the moment, such as: Is the sun still there although you only see clouds? Is the moon there, even though it is day? Can you see wind? Do you know that the rain will eventually stop? Do you have faith in other things you can’t see?
 - **Commit:** What makes it difficult to believe in things you cannot see? What helps you to develop faith?
 - **Practice:** Do **Achievement 5F**.
- ▶ **Achievements 5F** (“Go outside and watch the weather.”) and **5G** (“Take a hike with your den.”):
 - As you gather outdoors for the hike, and go on the hike, watch the weather.
 - Use your senses to help you describe what the weather is like. What do you see? What do you hear? What do you smell? What do you taste? What can you feel?



- Suggestion:** A hike doesn't have to be just a walk. Try a hike plus: Don't just walk; do something:
- Alphabet hike. Find things to cover each letter (keep a list as you go).
 - Color hike. Find as many colors as you can (keep a list as you go).
 - Sense-of-touch hike. Find things that are hairy, smooth, rough, cool, dry, wet, sticky, bumpy.
 - Hula-hoop hike. Lay your hoop (or a loop of rope) on the ground. What can you find inside the circle?
 - Inch-high hike (take rulers along). What do you find that is that high (or smaller)?
- ▶ **Elective 6** ("Along with your adult partner, teach a song to your family or to your den and sing it together."):
 - While hiking, sing the songs "I've Got That Tiger Cub Spirit" and "If You're a Tiger and You Know It."
 - Feel free to substitute or add appropriate songs that you and the Scouts want to sing.
- ▶ **Achievement 5D:** While on your hike, collect fallen leaves and make a leaf rubbing.
 - At the end of your hike, make leaf rubbings using the leaves collected, copy paper, and crayons.
 - Place a leaf, vein side up, on a smooth surface, and cover it with a piece of thin writing paper.
 - Hold the paper firmly in position and gently rub the crayon over it. The crayon strokes should all be in the same direction and with just enough pressure to bring out the details of the leaf.
 - They can write information next to each leaf, such as its name and where it was collected.
 - The finished design can be displayed in your home, decorated and framed, made into greeting cards or given as a gift, or used as decorative elements in other projects or in their scrapbooks.

Closing

- ▶ Award (or recognize) any advancement completed at this meeting; thank hosts, guests, and helpers.
- ▶ Closing ceremony: perhaps a den leader's minute, Law of the Pack, den yell, and/or Living Circle.
- ▶ Hand out or send family information letter.
- ▶ Have boys take home leaf rubbings and suggest they add them to the scrapbook made in Den Meeting 1.

Tiger Cubs participating to this point have earned a third orange (**Achievement 5D**), a third white (**Achievement 5F**), and a third black bead (**Achievement 5G**).

After the Meeting

- ▶ If you've changed the sequence of den meetings, double-check to make sure you will still advance your boys appropriately and check with the Cubmaster to make sure you stay coordinated with the pack.
- ▶ Refreshments: If appropriate
- ▶ Cleanup: Recruit enough help to do a good job. Scouts always leave an area as clean, or cleaner, than they found it.



Tiger Den Meeting 6

Where I Live, How I Tell It

Achievement 2: Where I Live (2F, 2D). Achievement 4: How I Tell It (4F partial, 4D).
Character Connection for Citizenship.

Preparation and Materials Needed

- ▶ For Den Meeting 6, bring a map of your community, index cards printed with the Cub Scout Promise and Law of the Pack, and Tiger Cub Immediate Recognition Emblem beads.

Before the Meeting

- ▶ Make final preparations with assistance from any assistant den leader or host team (Tiger Cub and adult partner) or other parent helper or den chief. Organize the space (seating, flags, advancement charts, activity materials, handouts, etc.). If you're snacking, organize space for that and the cleanup.

Gathering

- ▶ Have a gathering activity (games, puzzles, coloring, puppets) that will keep Tiger Cubs interested and busy, and that others may join as they arrive. If the den desires, serve a healthy snack during this time.
- ▶ Collect dues, record attendance and any advancement completed at home (a good job for an assistant den leader). Assign parents to meeting roles and hand out a meeting plan to each.

Opening

- ▶ Teach boys how to do a pack flag ceremony. For detailed guidelines and ceremony examples, see *Cub Scout Ceremonies for Dens and Packs*.
- ▶ Practice a pack flag ceremony and the Pledge of Allegiance.
- ▶ Recite the Cub Scout Promise (or other opening); perhaps add a roll call and/or uniform recognition.

Business Items

- ▶ If a Scout has brought his family scrapbook back, allow him to show it to the rest of the den.
- ▶ Use this time to discuss participation in coming pack meetings or events, as needed.

Activities

- ▶ **Achievement 2D:** Complete the Character Connection for Citizenship:
 - **Know:** What does it mean to be a good citizen? Why do you think we say the Pledge of Allegiance?
 - **Commit:** Is it easy to be a good citizen? Why is it important to show respect to the flag even if others around you might not?
 - **Practice:** Do **Achievement 2D:** Practice the Pledge of Allegiance with your den, and participate in a den or pack flag ceremony.

Suggestion: As part of this, you might do the following:

- Discuss your code of conduct and how you are all citizens in your den, making and following the rules. It is hoped you can take them back to how they came up with the rules, and how they were created out of the need to have respect and order in the group.
 - For "Practice the Pledge," there are lots of ways to do this. Having all recite it alone is obvious; using a tape recorder or video recorder to make it fun is also good.
 - An illuminating exercise is to ask the Scouts to discuss what certain of the words of the Pledge mean. Words like "united," "republic," "liberty," and "justice" may only be sounds to many Scouts at this age, so discussing the concepts can be a revelation for them and you.
- ▶ **Achievement 2F:** Look at the map of your community and find your home and three places you would like to go.



- ▶ **Achievement 4D:** Play “Tell It Like It Isn’t” (*Tiger Cub Handbook*, page 67)
 - To play this game, Tiger Cubs form a line.
 - The first Tiger Cub whispers one sentence to the second Tiger Cub.
 - Each one takes his turn, whispering the sentence to the next boy.
 - The last boy repeats the sentence out loud. How close is it to the original sentence?
 - Take turns and play a few more times.

Want More Fun Activities?

That sort of “telephone” message relay game can be adapted for an outdoor relay race if you space the boys around the perimeter of a field or schoolyard.

- ▶ Then see if they can do a “relay run” and get the message around to everyone. You might bring a prize for everyone for their success and teamwork.

Closing

- ▶ Award (or recognize) any advancement completed at this meeting; thank hosts, guests, and helpers.
- ▶ Closing ceremony: perhaps a den leader’s minute, Law of the Pack, den yell, and/or Living Circle.
- ▶ Hand out or send family information letter.
- ▶ Remind all that the next meeting is a Go See It (unless the sequence has changed).

- ▶ **Home Assignment:** Remind Tiger Cubs and adult partners to complete **Achievement 4F** at home.

Tiger Cubs participating in Den Meeting 6 have earned a fourth white bead (**Achievement 2F**). Tiger Cubs participating in Den Meeting 6 have earned their fourth and fifth orange beads (**Achievements 2D, 4D**).

After the Meeting

- ▶ If you’ve changed the sequence of den meetings, double-check to make sure you will still advance your boys appropriately and check with the Cubmaster to make sure you stay coordinated with the pack.
- ▶ Refreshments: If appropriate
- ▶ Cleanup: Recruit enough help to do a good job. Scouts always leave an area as clean, or cleaner, than they found it.



Tiger Den Meeting 7

Go See It: Where I Live and How I Tell It

Achievement 2 (2G). Achievement 4 (4F completion). Character Connection for Respect.

Preparation and Materials Needed

- ▶ For Den Meeting 7, make arrangements for a Go See It to a police station or fire station, or for them to come to you (unless the sequence is changed).
- ▶ Materials checklist (add to your den box of U.S. and den flags, paper and pencils, other supplies):
 - Handouts or printouts of information from the local police or fire department
 - Index cards printed with the Cub Scout Promise and Law of the Pack
 - Tiger Cub Immediate Recognition Emblem beads
- ▶ If transportation is an issue, see if they will come to you—often police and fire departments will come and make visits with sufficient lead time.

Before the Meeting

- ▶ Make final preparations with assistance from any assistant den leader or host team (Tiger Cub and adult partner) or other parent helper or den chief. Organize the space (seating, flags, advancement charts, activity materials, handouts, etc.). If you're snacking, organize space for that and cleanup.

Gathering

- ▶ Have a gathering activity (games, puzzles, coloring, puppets) that will keep Tiger Cubs interested and busy, and that others may join as they arrive. If the den desires, serve a healthy snack during this time.
- ▶ Collect dues, record attendance and any advancement completed at home (a good job for an assistant den leader). Assign parents to meeting roles and hand out a meeting plan to each.

Opening

- ▶ Conduct flag ceremony and Pledge of Allegiance.
- ▶ Recite the Cub Scout Promise (or other opening); perhaps add a roll call and/or uniform recognition.

Business Items

- ▶ Remind the boys of appropriate behavior, including safety considerations, at the site of your visit.
- ▶ Use this time also to discuss participation in coming pack meetings or pack events as needed.
- ▶ **Verify:** Confirm completion of **Achievement 4F**.

Activities

(On a Go See It field trip, you'll need to determine when to cover these. Do these in a way that works for you.)

- ▶ **Achievement 4F:** Ask boys to share how they practiced listening and talking during a family meal.
 - You will also practice that here as part of your den meeting discussion.
- ▶ Discuss part of **Achievement 4F:** Complete the Character Connection for Respect (*Tiger Handbook*, page 64). This applies to den behavior as much as to family time.
 - **Know:** When talking with other family members, how do you show courtesy and respect? How do you listen respectfully? How can you interrupt people and still be respectful?
 - **Commit:** How does it feel when people listen to you with respect? List three things to remember that will help you talk respectfully with others.
 - **Practice:** Join in a family conversation. After the conversation, discuss how you and the others showed respect.
- ▶ **Achievement 2G:** Go See It at the police station or fire station.
 - Ask someone who works there how he or she helps people in the community.
 - Receive a tour of the police station or fire station (if an emergency pulls personnel away, be ready with a plan B to conduct with your Tiger Cubs).



Closing

- ▶ Award (or recognize) any advancement completed at this meeting; thank hosts, guests, and helpers.
- ▶ Closing ceremony: perhaps a den leader's minute, Law of the Pack, den yell and/or Living Circle.
- ▶ Remind all that the next meeting is a Go See It (unless the sequence is changed).
- ▶ Hand out or send family information letter.

Tiger Cubs completing the home assignment have earned a fifth white bead (**Achievement 4F**). Tiger Cubs participating in Den Meeting 7 have earned a fourth black bead (**Achievement 2G**).

After the Meeting

- ▶ If you've changed the sequence of den meetings, double-check to make sure you will still advance your boys appropriately and check with the Cubmaster to make sure you stay coordinated with the pack.
- ▶ Refreshments: If appropriate
- ▶ Cleanup: Recruit enough help to do a good job. Scouts always leave an area as clean, or cleaner, than they found it.



Tiger Den Meeting 8

Go See It: How I Tell It

Achievement 4 (4G).

Preparation and Materials Needed

- ▶ For Den Meeting 8, make arrangements for a Go See It to a local newspaper office, or radio or television station (unless the sequence has changed).
 - Consider more local broadcasting: a reputable local public access cable channel or other broadcasters, school or church broadcast facilities, maybe a high school or college newspaper office, or a neighborhood newsletter.
 - If transportation is an issue, or if there are no convenient newspaper offices or radio or TV stations in your locale, do your best and consider alternatives where:
 - You visit a:
 - Printing/graphics company
 - Theater projection room
 - Local science museum
 - Business with a communications studio
 - You invite an expert to visit you, such as a:
 - Community reporter
 - Ham radio operator
 - Be sure your host knows how long you need to have someone make the presentation, and that you've confirmed what can or should be covered that would be interesting and fun for Tiger Cubs. Have a plan B ready in case your host's work interferes with giving your Tiger Cubs full attention during your visit.
- ▶ Materials checklist (add to your den box of U.S. and den flags, paper and pencils, other supplies):
 - Copies of the newspaper, or handouts or printouts about the TV or radio station
 - Index cards printed with the Cub Scout Promise and Law of the Pack
 - Tiger Cub Immediate Recognition Emblem beads

Before the Meeting

- ▶ Make final preparations with assistance from any assistant den leader or host team (Tiger Cub and adult partner) or other parent helper or den chief. Organize the space (seating, flags, advancement charts, activity materials, handouts, etc.). If you're snacking, organize space for that and the cleanup.

Gathering

- ▶ Have a gathering activity (games, puzzles, coloring, puppets) that will keep Tiger Cubs interested and busy, and that others may join as they arrive. If the den desires, serve a healthy snack during this time.
- ▶ Collect dues, record attendance and any advancement completed at home (a good job for an assistant den leader). Assign parents to meeting roles and hand out a meeting plan to each.

Opening

- ▶ Conduct flag ceremony and Pledge of Allegiance.
- ▶ Recite the Cub Scout Promise (or other opening); perhaps add a roll call and/or uniform recognition.

Business Items

- ▶ Remind the boys of appropriate behavior, including safety considerations, at the site of your visit.
- ▶ Use this time to discuss participation in coming pack meetings or events, as needed.



Activities

- ▶ **Achievement 4G:** Find out how people at the newspaper office, or radio or TV station communicate to others.
 - Have the personnel demonstrate how they communicate. In a TV or radio station, try to get them to allow your Tiger Cubs to be “on camera” or “on microphone.”
 - Maybe have them coach your Tiger Cubs on how to conduct an interview, and have the Tiger Cubs interview each other, the host, or adult partners.
 - At a radio station, see if they will record the Tiger Cub voices (maybe even alter the sound of the voices on playback to sound different).
 - Receive a tour of the newspaper office or radio or TV station (but if there is some news emergency that pulls personnel away, be ready with a plan B to conduct with your Tiger Cubs).

Closing

- ▶ Award (or recognize) any advancement completed at this meeting; thank hosts, guests, and helpers.
- ▶ Closing ceremony: perhaps a den leader’s minute, Law of the Pack, den yell, and/or Living Circle.
- ▶ Hand out or send family information letter.

Tiger Cubs participating in Den Meeting 8 have earned a fifth black bead (**Achievement 4G**).

After the Meeting

- ▶ If you’ve changed the sequence of den meetings, double-check to make sure you will still advance your boys appropriately and check with the Cubmaster to make sure you stay coordinated with the pack.
- ▶ Refreshments: If appropriate
- ▶ Cleanup: Recruit enough help to do a good job. Scouts always leave an area as clean, or cleaner, than they found it.

Tiger Cubs who have participated in all den meetings and completed all home assignments have now earned the Tiger Cub badge. It should be presented to the boys at the blue and gold banquet. Notify the pack committee which boys in your den have met the requirements for their Tiger badge.

For every 10 electives he completes, a boy will earn one Tiger Track bead. As of this meeting plan, the number of electives completed will depend on whether the Tiger Cubs participated in the summer activities before Den Meeting 1.



Tiger Den Meeting 9

How Do You Celebrate? and Making Decorations

Elective 1. Elective 2.

Preparation and Materials Needed

- ▶ Bring balloons, dowels or sticks, metal cans, brightly colored paper, small stones or sand, crayons, markers, adhesive foam shapes or stickers, unfrosted cupcakes, frosting, plastic knives, and sprinkles or other cupcake decoration items to the next meeting.

Before the Meeting

- ▶ Make final preparations with assistance from any assistant den leader or host team (Tiger Cub and adult partner) or other parent helper or den chief. Organize the space (seating, flags, advancement charts, activity materials, handouts, etc.). If you're snacking, organize space for that and the cleanup.

Gathering

- ▶ Have a gathering activity (games, puzzles, coloring, puppets) that will keep Tiger Cubs interested and busy, and that others may join as they arrive. If the den desires, serve a healthy snack during this time.
- ▶ Collect dues, record attendance and any advancement completed at home (a good job for an assistant den leader). Assign parents to meeting roles and hand out a meeting plan to each.
- ▶ Have boys sign a note or card as a formal thank-you to any recent Go See It sites or guests.

Opening

- ▶ Conduct flag ceremony and Pledge of Allegiance.
- ▶ Recite the Cub Scout Promise (or other opening); perhaps add a roll call and/or uniform recognition.

Business Items

- ▶ If a Scout has brought his family scrapbook back, allow him to show it to the rest of the den.
- ▶ Use this time to discuss participation in coming pack meetings or events, as needed.

Activities

- ▶ **Elective 1** ("Think of a time when your family celebrated something, and tell the den about it and how it made your feel.")
 - Have each boy tell the den about a time his family celebrated something.
 - Discuss why Cub Scouts celebrate a blue and gold banquet each year.
- ▶ **Elective 2** ("Make a decoration with your family or your den. Display it or give it to someone as a gift.") Make decorations for your pack's blue and gold banquet (*Tiger Cub Handbook*, page 81).
 - Inflate five balloons and attach them to balloon sticks or tape them to dowels.
 - Cover an empty can with paper and fasten.
 - Have the boys decorate the cans with crayons, markers, and stickers or adhesive foam shapes.
 - Insert the balloon sticks into the cans.
 - Place small stones or sand into the cans so the "balloon bouquets" do not tip over
 - Arrange the finished decorations on the party table.

Want More Fun Activities?

For another (edible) decoration:

- ▶ Place frosting on several plates with plastic knives.
- ▶ Give each Tiger Cub a cupcake on a plate, and have him frost and decorate it as desired.
- ▶ Before enjoying this party treat, ask each Tiger Cub to tell the group what he likes best about being a Tiger Cub.
- ▶ Sing a birthday song to Scouting, then enjoy the cupcakes.

Depending on the level of interest and enthusiasm you see from the Scouts, you might need to add a game or other fun activity to this meeting.



Closing

- ▶ Award any advancement completed at this meeting.
- ▶ Closing ceremony: perhaps a den leader's minute, Law of the Pack, den yell, and/or Living Circle.
- ▶ Remind boys and adult partners the next meeting is a Go See It (unless the sequence is changed).
- ▶ Hand out or send family information letter.

After the Meeting

- ▶ If you've changed the sequence of den meetings, double-check to make sure you will still advance your boys appropriately and check with the Cubmaster to make sure you stay coordinated with the pack.
- ▶ Refreshments: If appropriate
- ▶ Cleanup: Recruit enough help to do a good job. Scouts always leave an area as clean, or cleaner, than they found it.



Tiger Den Meeting 10

Go See Its: Making Change and Banking

Elective 13. Elective 50.

Preparation and Materials Needed

- ▶ For this meeting:
 - Bring pennies, nickels, dimes, and quarters, as shown in the *Tiger Cub Handbook*, page 98.
 - Bring Tiger Track Beads for Tiger Cub Immediate Recognition Emblem.
- ▶ Make arrangements for your den to take a Go See It to a bank and to use a conference room or meeting room while there.
 - Be sure your host knows how long you need to have someone make the presentation, and that you've confirmed what can or should be covered that would be interesting and fun for Tiger Cubs. Have a plan B ready in case their work interferes with giving your Tiger Cubs full attention during your visit.
 - Alternative (if transportation or logistics is an issue), have someone come to you to talk about money and finances. You may have parents or relatives who can do this.

Before the Meeting

- ▶ Make final preparations with assistance from any assistant den leader or host team (Tiger Cub and adult partner) or other parent helper or den chief. Organize the space (seating, flags, advancement charts, activity materials, handouts, etc.). If you're snacking, organize space for that and the cleanup.

Gathering

- ▶ Have a gathering activity (games, puzzles, coloring, puppets) that will keep Tiger Cubs interested and busy, and that others may join as they arrive. If the den desires, serve a healthy snack during this time.
- ▶ Collect dues, record attendance and any advancement completed at home (a good job for an assistant den leader). Assign parents to meeting roles and hand out a meeting plan to each.

Opening

- ▶ Conduct flag ceremony and Pledge of Allegiance.
- ▶ Recite the Cub Scout Promise (or other opening); perhaps add a roll call and/or uniform recognition.

Business Items

- ▶ Remind the boys of appropriate behavior, including safety considerations, at the site of your visit.
- ▶ Use this time to discuss participation in coming pack meetings or events, as needed.

Activities

- ▶ **Elective 50** ("Visit a Bank."): Tour the bank.
- ▶ **Elective 13** ("Using U.S. pennies, nickels, dimes and quarters, choose the correct coins to make the following amounts."):
 - Following a tour of the bank, use its conference room or meeting room to learn how to count coins and make change accurately. (See the *Tiger Cub Handbook*, pages 97–98.)

Want More Fun Activities?

If you're not touring a bank, consider another money-related elective instead, like:

34. "With your adult partner, think of a way to conserve water or electricity, and do it for one week."
3. "With your family, play a card or board game, or put a jigsaw puzzle together."
Consider Monopoly or another board game that uses money.

Or you could play the game in the bank if you have time!



Closing

- ▶ Award (or recognize) any advancement completed at this meeting; thank hosts, guests, and helpers.
- ▶ Closing ceremony: perhaps a den leader's minute, Law of the Pack, den yell, and/or Living Circle.
- ▶ Hand out or send family information letter.

After the Meeting

- ▶ If you've changed the sequence of den meetings, double-check to make sure you will still advance your boys appropriately and check with the Cubmaster to make sure you stay coordinated with the pack.
- ▶ Refreshments: If appropriate
- ▶ Cleanup: Recruit enough help to do a good job. Scouts always leave an area as clean, or cleaner, than they found it.



Tiger Den Meeting 11

The Show Must Go On and Reduce, Reuse, Recycle

Elective 21. Elective 47.

Preparation and Materials Needed

- ▶ For this meeting, bring paper lunch bags, crayons, markers, construction paper, yarn, old buttons, fabric scraps, bottle caps, and the like.

Before the Meeting

- ▶ Make final preparations with assistance from any assistant den leader or host team (Tiger Cub and adult partner) or other parent helper or den chief. Organize the space (seating, flags, advancement charts, activity materials, handouts, etc.). If you're snacking, organize space for that and the cleanup.

Gathering

- ▶ Have a gathering activity (games, puzzles, coloring, puppets) that will keep Tiger Cubs interested and busy, and that others may join as they arrive. If the den desires, serve a healthy snack during this time.
- ▶ Collect dues, record attendance and any advancement completed at home (a good job for an assistant den leader). Assign parents to meeting roles and hand out a meeting plan to each.
- ▶ Have boys sign a note or card as a formal thank-you to any recent Go See It sites or guests.

Opening


- ▶ Conduct flag ceremony and Pledge of Allegiance.
- ▶ Recite the Cub Scout Promise (or other opening); perhaps add a roll call and/or uniform recognition.

Business Items


- ▶ If a Scout has brought his family scrapbook back, allow him to show it to the rest of the den.
- ▶ Use this time to discuss participation in coming pack meetings or events, as needed.

Activities

- ▶ **Elective 47** ("Learn about what you can recycle in your community and how you can recycle at home. Learn about things that need to be recycled in special ways, such as paint and batteries."):
 - Discuss what you can recycle.
 - Show how decorations on your paper-bag puppets can be recycled materials (old buttons, fabric scraps, bottle caps, etc.).
- ▶ **Elective 21** ("Make a Puppet."): Make paper-bag puppets.
 - Can be simple, with the bag completely open and the face done on one side.
 - Could be more complex, with the face using the bottom fold-over as a flap so if you open that flap, you can draw a mouth in/under there. Or eyes that open and close.



Flap down




Flap up


- Your puppet's features may be drawn directly on the paper bag, but a more interesting puppet results when features are made with bits of colored felt, construction paper, or other materials. Use bright colors.



- To give the impression of speaking to your puppet, put the top of the mouth at the bottom of the flap, and put the bottom lip directly underneath on the front of the bag. This will cause the lips to meet.
- Open the flap and finish the mouth so that it will be continuous.
- ▶ For a puppet that will open its eyes and then close them, locate the tops of the eyes at the bottom of the flap and directly under the flap front of the bag.
 - Under the flap, make the eyes open.



Flap down



Flap up

Want More Fun Activities?

Don't just make the puppets, have the Tiger Cubs put on a puppet show for all!

- ▶ Record or videotape it! Play it back for all to see!

Closing

- ▶ Award any advancement completed at this meeting.
- ▶ Closing ceremony: perhaps a den leader's minute, Law of the Pack, den yell, and/or Living Circle.
- ▶ Hand out or send family information letter.
- ▶ Boys take home puppets and flutes.
- ▶ Remind all that the next meeting is a Go See It (unless the sequence is changed)

After the Meeting

- ▶ If you've changed the sequence of den meetings, double-check to make sure you will still advance your boys appropriately and check with the Cubmaster to make sure you stay coordinated with the pack.
- ▶ Refreshments: If appropriate
- ▶ Cleanup: Recruit enough help to do a good job. Scouts always leave an area as clean, or cleaner, than they found it.



Tiger Den Meeting 12

Go See It: Transportation

Elective 41.

Preparation and Materials Needed

- ▶ For this meeting, make arrangements to visit a train station, bus station, airport, or boat dock.
 - Some of these places may offer tours for visitors. If you'll have a host, be sure your host knows how long you need to have someone make the presentation, and that you've confirmed what can or should be covered that would be interesting and fun for Tiger Cubs.
 - Alternative (if transportation is an issue): have someone come to you if it is possible for them to make a mass transit discussion interesting in a visit (one way might be with model trains), or pick another additional den meeting from this guide.
- ▶ Materials checklist (add to your den box of U.S. and den flags, paper and pencils, other supplies):
 - Bring bus, train, or airplane schedules
 - Tiger Track Beads for Tiger Cub Immediate Recognition Emblem

Before the Meeting

- ▶ Make final preparations with assistance from any assistant den leader or host team (Tiger Cub and adult partner) or other parent helper or den chief. Organize the space (seating, flags, advancement charts, activity materials, handouts, etc.). If you're snacking, organize space for that and the cleanup.

Gathering

- ▶ Have a gathering activity (games, puzzles, coloring, puppets) that will keep Tiger Cubs interested and busy, and that others may join as they arrive. If the den desires, serve a healthy snack during this time.
- ▶ Collect dues, record attendance and any advancement completed at home (a good job for an assistant den leader). Assign parents to meeting roles and hand out a meeting plan to each.

Opening

- ▶ Conduct flag ceremony and Pledge of Allegiance.
- ▶ Recite the Cub Scout Promise (or other opening); perhaps add a roll call and/or uniform recognition.

Business Items

- ▶ Remind the boys of appropriate behavior, including safety considerations, at the site of your visit.
- ▶ Use this time to discuss participation in coming pack meetings or events, as needed.

Activities

- ▶ **Elective 41** ("Visit a train station, bus station, airport or boat dock."):
 - Take a Go See It to a train station, bus station, airport, or boat dock.
 - While there, Tiger Cubs can learn how to read a schedule and check fares for a specific destination.
- ▶ If transportation is an issue or mass transit locations are not accessible:
 - Review schedules at the meeting, and have parents do the visits on their own.
 - Consider using computer tools to check on schedules, costs, etc., for a variety of trips.

Closing

- ▶ Award (or recognize) any advancement completed at this meeting; thank hosts, guests, and helpers.
- ▶ Closing ceremony: perhaps a den leader's minute, Law of the Pack, den yell, and/or Living Circle.
- ▶ Hand out or send family information letter.



After the Meeting

- ▶ If you've changed the sequence of den meetings, double-check to make sure you will still advance your boys appropriately and check with the Cubmaster to make sure you stay coordinated with the pack.
- ▶ Refreshments: If appropriate
- ▶ Cleanup: Recruit enough help to do a good job. Scouts always leave an area as clean, or cleaner, than they found it.



Tiger Den Meeting 13

Phone Manners, Emergency!, Our Colorful World, and A Friendly Greeting

Elective 26. Elective 27. Elective 15. Elective 12.

Preparation and Materials Needed

- ▶ For this meeting, bring several old telephones, crayons, and drawing or construction paper.

Before the Meeting

- ▶ Make final preparations with assistance from any assistant den leader or host team (Tiger Cub and adult partner) or other parent helper or den chief. Organize the space (seating, flags, advancement charts, activity materials, handouts, etc.). If you're snacking, organize space for that and the cleanup.

Gathering

- ▶ Have a gathering activity (games, puzzles, coloring, puppets) that will keep Tiger Cubs interested and busy, and that others may join as they arrive. If the den desires, serve a healthy snack during this time.
- ▶ Collect dues, record attendance and any advancement completed at home (a good job for an assistant den leader). Assign parents to meeting roles and hand out a meeting plan to each.
- ▶ Have boys sign a note or card as a formal thank-you to any recent Go See It sites or guests.

Opening

- ▶ Conduct flag ceremony and Pledge of Allegiance.
- ▶ Recite the Cub Scout Promise (or other opening); perhaps add a roll call and/or uniform recognition.

Business Items

- ▶ If a Scout has brought his family scrapbook back, allow him to show it to the rest of the den.
- ▶ Use this time to discuss participation in coming pack meetings or events, as needed.

Activities

- ▶ **Elective 27:** ("Talk to your adult partner about what to do if these things happened."):
 - "The adult who is caring for you becomes ill."
 - "You are alone with someone who makes you feel uncomfortable."
- ▶ **Elective 26** ("With a toy phone, or a disconnected phone, practice making phone calls and answering the telephone.") Consider adding to that with some more fun by doing the following:
 - With a real telephone, have them practice leaving a message on your home or cell phone.
 - Play the voicemail back for all to hear and practice.
- ▶ **Electives 12** ("Make at least two cards or decorations and take them to a hospital or long-term care facility.") **and 15** ("Mix the primary colors to make orange, green and purple."):
 - Using primary-color crayons and blending them to make orange, green, and purple, make two greeting cards for a hospital or long-term care facility.
 - Ask the adult partners to help the boys deliver them.

Closing

- ▶ Award any advancement completed at this meeting.
- ▶ Closing ceremony: perhaps a den leader's minute, Law of the Pack, den yell, and/or Living Circle.
- ▶ Remind all that the next meeting is a Go See It (unless the sequence is changed).
- ▶ Hand out or send family information letter.



After the Meeting

- ▶ If you've changed the sequence of den meetings, double-check to make sure you will still advance your boys appropriately and check with the Cubmaster to make sure you stay coordinated with the pack.
- ▶ Refreshments: If appropriate
- ▶ Cleanup: Recruit enough help to do a good job. Scouts always leave an area as clean, or cleaner, than they found it.



Tiger Den Meeting 14

Go See It: Pet Care and Learn About Animals

Elective 43. Elective 31.

Preparation and Materials Needed

- ▶ For this meeting, make arrangements for a Go See It to visit a veterinarian or animal groomer. Alternatives include visiting a pet store, nature preserve, animal shelter, science teacher (with animals), or farmer (with animals).
 - Be sure your host knows how long you need to have someone make the presentation, and that you've confirmed what can or should be covered that would be interesting and fun for Tiger Cubs.
 - Alternative (if transportation is an issue): have someone come to you. Some parents may qualify! If you're in a school, some science teachers may have animals as well.
- ▶ Materials checklist (add to your den box of U.S. and den flags, paper and pencils, other supplies):
 - Tiger Track Beads for Tiger Cub Immediate Recognition Emblem

Before the Meeting

- ▶ Make final preparations with assistance from any assistant den leader or host team (Tiger Cub and adult partner) or other parent helper or den chief. Organize the space (seating, flags, advancement charts, activity materials, handouts, etc.). If you're snacking, organize space for that and the cleanup.

Gathering

- ▶ Have a gathering activity (games, puzzles, coloring, puppets) that will keep Tiger Cubs interested and busy, and that others may join as they arrive. If the den desires, serve a healthy snack during this time.
- ▶ Collect dues, record attendance and any advancement completed at home (a good job for an assistant den leader). Assign parents to meeting roles and hand out a meeting plan to each.

Opening

- ▶ Conduct flag ceremony and Pledge of Allegiance.
- ▶ Recite the Cub Scout Promise (or other opening); perhaps add a roll call and/or uniform recognition.

Business Items

- ▶ If a Scout has brought his family scrapbook back, allow him to show it to the rest of the den.
- ▶ Use this time to discuss participation in coming pack meetings or events, as needed.

Activities

- ▶ **Elective 43** ("Take a field trip to a veterinarian's or animal groomer's office.")
- ▶ **Elective 31** ("Learn about an animal.")
 - Easy to do if you're at a veterinarian's or animal groomer's office, or visiting a pet store, zoo, nature preserve, animal shelter, science teacher (with animals) or farmer (with animals).
 - Questions that can be asked about any animal include the following from the *Tiger Cub Handbook*: How big is the animal? Where does it live? What kind of food does it eat? How long does it usually live? What sounds does it make? Is it endangered?
 - You, your guest or host, and other adult partners and Tiger Cubs will have other questions.

Closing

- ▶ Award (or recognize) any advancement completed at this meeting; thank hosts, guests, and helpers.
- ▶ Closing ceremony: perhaps a den leader's minute, Law of the Pack, den yell, and/or Living Circle.
- ▶ Hand out or send family information letter.
- ▶ Ask adult partners to have boys prepare a healthy snack for themselves and bring it to the next meeting.



After the Meeting

- ▶ If you've changed the sequence of den meetings, double-check to make sure you will still advance your boys appropriately and check with the Cubmaster to make sure you stay coordinated with the pack.
- ▶ Refreshments: If appropriate
- ▶ Cleanup: Recruit enough help to do a good job. Scouts always leave an area as clean, or cleaner, than they found it.



Tiger Den Meeting 15

Fun and Games

Elective 3.

Preparation and Materials Needed

- ▶ For this meeting, determine if you will play bingo or another game. The materials checklist for Den Meeting 15 assumes bingo. You may play another game besides bingo, or perhaps have a variety of games that the den plays together or rotates around to play.
- ▶ Invite all Tiger Cubs and their family members to this event. Grandparents and other extended family can be welcomed for these fun and games!
- ▶ Materials checklist (add to your den box of U.S. and den flags, paper and pencils, other supplies):
 - Bingo game with enough cards for all Tiger Cubs and their family members:
 - Ideally, borrow bingo supplies (cards, balls, roller cage) from a church or civic group.
 - Or, search on the Internet for “bingo card maker.” You can find online makers to generate random cards, then just use slips of paper for the numbers. Better yet, use Scouting words or the names of Tiger Cubs and adult partners for your Internet-generated bingo cards.
 - Tiger Track Beads for Tiger Cub Immediate Recognition Emblem

Before the Meeting

- ▶ Make final preparations with assistance from any assistant den leader or host team (Tiger Cub and adult partner) or other parent helper or den chief. Organize the space (seating, flags, advancement charts, activity materials, handouts, etc.). If you're snacking, organize space for that and the cleanup.

Gathering

- ▶ Have a gathering activity (games, puzzles, coloring, puppets) that will keep Tiger Cubs interested and busy, and that others may join as they arrive. If the den desires, serve a healthy snack during this time.
- ▶ Collect dues, record attendance and any advancement completed at home (a good job for an assistant den leader). Assign parents to meeting roles and hand out a meeting plan to each.

Opening

- ▶ Conduct flag ceremony and Pledge of Allegiance.
- ▶ Recite the Cub Scout Promise (or other opening); perhaps add a roll call and/or uniform recognition.
- ▶ Introduce family members who may not know one another. Put on name tags (optional).

Business Items

- ▶ If a Scout has brought his family scrapbook back, allow him to show it to the rest of the den.
- ▶ Use this time to discuss participation in coming pack meetings or events, as needed.

Activities

- ▶ **Elective 3:** Fun and Games:
 - Play bingo (or your other game).

Closing

- ▶ Award (or recognize) any advancement completed at this meeting; thank hosts, guests, and helpers.
- ▶ Closing ceremony: perhaps a den leader's minute, Law of the Pack, den yell, and/or Living Circle.
- ▶ Hand out or send family information letter.

- ▶ **Home Assignment:** Remind boys and their adult partners to make a snack to share with their family or den (**Elective 25**) and find out what kind of milk your family drinks and why (**Elective 23**).



After the Meeting

- ▶ If you've changed the sequence of den meetings, double-check to make sure you will still advance your boys appropriately and check with the Cubmaster to make sure you stay coordinated with the pack.
- ▶ Refreshments: If appropriate
- ▶ Cleanup: Recruit enough help to do a good job. Scouts always leave an area as clean, or cleaner, than they found it.



Tiger Den Meeting 16

Cleanup Treasure Hunt, What Kind of Milk?, and Snack Time

Elective 33. Elective 23. Elective 25.

Preparation and Materials Needed

- ▶ For this meeting, choose a location where you can play Cleanup Treasure Hunt (**Elective 33**). Create a treasure hunt list of items (litter) that you think you will find. Bring work gloves, trash bags (white for recycling, black for trash), pencils, copies of a “treasure” list of different kinds of litter, and hand sanitizer.

Before the Meeting

- ▶ Make final preparations with assistance from any assistant den leader or host team (Tiger Cub and adult partner) or other parent helper or den chief. Organize the space (seating, flags, advancement charts, activity materials, handouts, etc.). If you’re snacking, organize space for that and the cleanup.

Gathering

- ▶ Collect den dues; record attendance.
- ▶ Have boys sign a note or card as a formal thank-you to the Go See It site from the last meeting.

Opening

- ▶ Conduct flag ceremony and Pledge of Allegiance.
- ▶ Recite the Cub Scout Promise (or other opening); perhaps add a roll call and/or uniform recognition.

Business Items

- ▶ **Elective 25** (“Make a snack and share it with your family or den.”): Have the boys eat the snack they brought to the meeting.
- ▶ **Elective 23** (“Find out what kind of milk your family drinks and why.”): While eating the snack, Tiger Cubs find out from their adult partners what kind of milk their family drinks, and why.
- ▶ If a Scout has brought his family scrapbook back, allow him to show it to the rest of the den.
- ▶ This is an opportunity to talk about the best things they did, and what they are looking forward to in the summer and next year (you can promote those activities).
- ▶ Use this time to discuss participation in coming pack meetings or events, as needed.

Activities

- ▶ **Elective 33** (“With your den or family, play Cleanup Treasure Hunt.”): Boys and adult partners play Cleanup Treasure Hunt:
 - Divide into two teams. Each team should have a copy of the Treasure Hunt List, a pencil, a white trash bag, and a black trash bag.
 - Go to your designated treasure hunt area:
 - One person from each team should be in charge of crossing off the items on the list as you find them.
 - One person from each team should be in charge of holding the white trash bag. This bag is for **RECYCLABLES ONLY**.
 - Another person should be responsible for holding the black trash bag. This bag is for **TRASH ONLY**.
 - The rest of the team is to go, find, and cleanup items that are on the list. **WEAR GLOVES!!!**
 - They can collect items that are not on the list too and add it to the end of the list for **EXTRA POINTS**:
 - Make sure that the trash and recyclables get into the right bag.
 - Make sure that you let the list person know what you have found.
 - You may want to have a time limit—10 minutes might be good.
 - Once the allotted time is up, have the teams tally up their points.
 - The team with the most points gets to take the recyclables home!
 - The team with the least points gets to take care of the garbage. (Just have them throw it out at a nearby trashcan, if available.)



- When finished, have everyone wash their hands with soap or use hand sanitizer.
- Then have everyone get together in a circle and put their hands in. At the count of three everyone is to say the Cub Scout Motto, “DO YOUR BEST” as loud as they can and end it with a big Tiger roar!

Closing

- ▶ Award (or recognize) any advancement completed at this meeting; thank hosts, guests, and helpers. Discuss summertime Cub Scout activities with the boys and adult partners.
- ▶ Closing ceremony: perhaps a den leader’s minute, Law of the Pack, den yell, and/or Living Circle.
- ▶ Hand out or send family information letter.

As you go through the other electives in each boy’s book, you are likely to find that he has completed many of them, and therefore may have earned more Tiger Track beads.

After the Meeting

- ▶ If you’ve changed the sequence of den meetings, double-check to make sure you will still advance your boys appropriately and check with the Cubmaster to make sure you stay coordinated with the pack.
- ▶ Refreshments: If appropriate
- ▶ Cleanup: Recruit enough help to do a good job. Scouts always leave an area as clean, or cleaner, than they found it.



Template for Parent Information Letter or E-Mail

Adapted from examples shown at www.scouting.org/CubScouts/Resources (which leads to <http://www.scouting.org/filestore/doc/SampleParentInfoLetters.doc>):

_____, 20__

Dear Tiger Den Cub Scout Parents:

Today we completed the following achievements or electives from your son's *Tiger Cub Handbook*: _____ *<copy applicable summary from the Meeting Plan>*. Our special guest leaders were _____ and _____, who _____ *<praise the contributions!>*.

For our next den meeting on _____ day, _____, 20__ at _____, we will be working on these achievements or electives from your son's *Tiger Cub Handbook*: _____ *<copy applicable summary from the Meeting Plan>*. To help prepare, please have your son complete the _____ which he received at the den meeting (if you need another, please let me know) or review those requirements in your son's *Tiger Cub Handbook*. Our special guest leaders planning to assist at that meeting are _____ and _____.

If you would like to assist at this or another meeting, please let me know! Our summary of the den meeting dates, plans and rank requirements to be covered is below.

We have a pack meeting on _____ day, _____, 20__ at _____. The current program for that event is as follows: _____. Our den will _____.

We also have an upcoming pack outing on _____ day, _____, 20__ at _____, where we will _____. Please sign up for that event by contacting _____ or _____.

<NOTE: This concept, and the list below the meeting dates, could be given all at once, or when needed (or both)> Finally, let me remind that there are a number of achievements from your son's handbook that must be completed by you at home, and you—as "Akela," a leader—should review those with your son, and sign off in the handbook when it is complete. A list is provided below for your convenience. Some of these (like requirements related to faith) are clearly family matters, many of these are part of what you will do anyway as you raise your son, and others you will be glad to have (like doing chores around the house)!

Thank you for your help in leading all of our great Scouts.

_____, den leader [*Note:* Or assistant den leader, if the assistant den leader does this]

Phone Numbers: _____

E-Mail Address: _____

Upcoming Dates and Meetings [*Note:* Be sure to adjust as you change the sequence or requirements covered]:

Date	Den Meeting Plan	Rank Requirements/Electives to Be Covered
__/__/__	Meeting 1: Bobcat and Making My Family	Achievements 1D and 1F. Bobcat (partial)
__/__/__	2: Bobcat and Making My Family Special	Achievements 1F, 1G and 3D. Bobcat
__/__/__	3: Keeping Myself Healthy and Safe	Achievement 3D, 3G (partial), and 3F. Elective 28
__/__/__	4: Go See It: Keeping Myself Healthy and Safe	Achievement 3Fa and 3G. Elective 23
__/__/__	5: Go See It: Let's Go Outdoors	Achievement 5F, 5D, and 5G. Elective 6
__/__/__	6: Where I Live and How I Tell It	Achievements 2F, 2D, 4D, and 4F

__/_/_	7: Go See It: Where I Live	Achievements 2G and 4F
__/_/_	8: Go See It: How I Tell It	Achievement 4G
__/_/_	9: How Do You Celebrate? and Making Decorations	Electives 1 and 2
__/_/_	10: Go See It: Making Change and Banking	Electives 13 and 50
__/_/_	11. Reduce, Reuse, Recycle; Reading Fun; Play Along!; and The Show Must Go On	Electives 47 and 21
__/_/_	12: Transportation	Elective 41
__/_/_	13: Phone Manners, Emergency!, Our Colorful World, and A Friendly Greeting	Electives 26, 27, 15, and 12
__/_/_	14: Go See It: Pet Care and Learn About Animals	Electives 43 and 31
__/_/_	15: Fun and Games (Bingo or Other Games)	Electives 3, 23, and 25
__/_/_	16: Cleanup Treasure Hunt, What Kind of Milk?, and Snack Time	Electives 33, 23, and 25

	Supplemental Meeting A: Collecting and Other Hobbies	Elective 16
	B: Make a Model, Part 1	Elective 17
	C: Make a Model, Part 2	Elective 17
	D: Go See It: Visit a Bakery	Elective 45
	E: Get the Word Out	Elective 20
	F: Magic Fun	Elective 19
	G: Picnic Fun, Snack Time, Safety in the Sun, and Fun Outdoors	Electives 22, 25, 29, and 35
	H: Plant a Seed! and Song Time	Electives 30 and 6
	I: Go See It: See a Performance	Elective 36
	J: Visit a Bike Repair Shop and Take a Bike Ride With Your Adult Partner	Electives 38 and 37
	K: Go See It: Go to Work	Elective 39
	L: Feed the Birds	Elective 32
	M: Family Mobile	Elective 5
	N: Display a Picture	Elective 4
	O: Go See It: Healthy Teeth and Gums	Elective 46
	P: Sew a Button and Song Time	Electives 18 and 6

