

School-wide Positive Behavior Plan (SPBP) 2015-16

To be implemented in pre-planning 2017

Elements have changed in the SPBP. Before completing, go to Browardprevention.org for:

- ✓ A NEW Brainshark with specific directions to complete the SPBP2016. Watch this Brainshark with all members of the Team. **(Principals, please sign into the Brainshark Guest Book for verification.)**
- ✓ A suggested Timeline for completing your SPBP throughout the year to avoid the end of year rush
- ✓ A Feedback Rubric to ensure your team will correctly complete the SPBP and develop a meaningful plan.

The School-wide Positive Behavior Plan is a compilation of the 10 Critical Elements of RtI:B. Please download it, complete each section in the template, and then upload it back into the SIP. Expectation Lesson Plans and Rule Lesson Plans are located in two separate downloads. To provide consistency across District, only plans entered in the District template will be accepted.

ACTION: Download, complete, and upload 3 separate files from OSPA Central in SIP Plan, BP # 2:

1. SPBP Plan: Critical Elements 1-10
2. Expectation Lesson Plans
3. Rules Lesson Plans

School Name:
School Number:
SPBP/RtI:B Contact Person:
Direct Phone Number:

CRITICAL ELEMENT # 1: Functioning RtI:B / Discipline Team

Current Team Member (SY 2014/15) List:

Each name on this list verifies attendance in ongoing team meetings and full participation in developing this SPBP. Each member is responsible for representing stakeholders and sharing SPBP information with them.

*mandatory member

Name	Position	P number	Stakeholder Representation
	Principal*		Administration
	RtI:B Point of Contact*		RtI:B Team
	BTU Representative*		BTU
	Parent/Community* Representation	-----	Community

Schedule and Document RtI:B Team Meetings for 2016/17 School year: (minimum of 4) Also enter in Master Schedule.

Meeting Date	Time	Responsible Person

CRITICAL ELEMENT # 2: Faculty & Stakeholder Commitment:

Indicate the activities completed 2015/16 school year to increase faculty and stakeholder understanding and knowledge of the SPBP:

Action:	Date(s)	Outcome (3-5 sentences)
Staff Presentation of SPBP		
Faculty Vote		
Stakeholders' (parents and community) Presentation of SPBP		

Plan the activities for 2016/17 school year to increase faculty and stakeholder understanding and knowledge of Rtl:B:

Action:	Date(s)	Details (3-5 sentences)
Staff Professional Development on Rtl:B	Pre-planning:	
Staff Presentation of Behavior Data (minimum of 4)	1.	
	2.	
	3.	
	4.	
Stakeholders' (parents and community) Presentations of Rtl:B		






CRITICAL ELEMENT # 3: School-wide Expectations

Collect Behavior Data:

Top 10 Incidents of Behavior (BASIS Behavior Dashboard)
1.
2.
3.
4.
5.
6.
7.
8.
9.
10.



Develop School-wide Expectations:

3-5 Common Negative Themes	3 – 5 Positive Replacement Expectations
EXAMPLE: Disrespect	EXAMPLE: Be respectful to others
	
	
	
	
	

****Download the Expectation Lesson Plans Template and complete 3 – 5 Lesson Plans, 1 for each of the above listed Expectations****

CRITICAL ELEMENT #4: Location-based Rules

Determine Top 3 Locations for Event Problems: (BASIS Behavior Dashboard)

Top 3 Locations (BASIS Behavior Dashboard)	
School Location	# Incidents
EXAMPLE: Cafeteria	12
Classroom	Not included
1.	
2.	
3.	

Create an Expectation / Rules Chart

Expectations and Rules Chart			
Expectations (copy and paste from Expectations List)	Rules (copy and paste Locations from above chart)		
	Location #1:	Location #2:	Location #3:
EXAMPLE: Be Respectful to others	(CAFETERIA): <ul style="list-style-type: none"> Pick up trash from table and floor 	(HALLWAY): <ul style="list-style-type: none"> Keep hands and feet to self Walk on right side 	(FRONT OFFICE): <ul style="list-style-type: none"> Use a Level 2 Conversation Level
Expectation #1:			
Expectation #2:			
Expectation #3:			
Expectation #4:			
Expectation #5:			



****Download the Rules Lesson Plans Template and complete 3 Lesson Plans, 1 for each of the above listed Locations, each containing all of the rules indicated under it****

CRITICAL ELEMENT #5 Effective Discipline Procedures

Operationalize incidents into behavior examples: (Include a minimum of 3 examples of each type)

District Incident	Classroom Managed Behavior	Office Managed (Office Discipline Referral) Behaviors
EXAMPLE: Disrespect	Not answering teacher’s question	Using profanity directed at teacher
1. Unruly / disruptive behavior	1.	1.
	2.	2.
	3.	3.
2. Insubordination	1.	1.
	2.	2.
	3.	3.
3. Defiance	1.	1.
	2.	2.
	3.	3.

Categorize Classroom Managed Behaviors into “Minor” and “Moderate”.
Create a consequence list that teachers can choose from for each category.

Minor Classroom Managed Behaviors	Moderate Classroom Managed Behaviors
	
Consequence Menu for Minor Misbehaviors (Teacher’s choice):	Consequence Menu for Moderate Misbehaviors (Teacher’s choice):

CRITICAL ELEMENT # 10: Monitoring Plans

1. How and what data will you use to monitor the implementation (frequency, consistency, documentation, etc.) **of the Lesson Plans?** Include a minimum of 2 Action Steps.

Fidelity Plan				
WHO Responsible person	WHAT: Data Analyzed	WHAT: Criteria for "Success" of Implementation	WHEN: Dates of Analysis	HOW: Shared with Stakeholders
EXAMPLE: Principal	Lesson Plan Review	100 % teachers will have behavior lesson plan in teacher log	Nov 14 Jan 21 Mar 28	Staff meetings on: Nov16 Jan 23 Apr 1
1.				
2.				

2. How and what data will you use to determine the success of the plan (by Student outcome) or need for modifications? Include a minimum of 2 Action Steps.

Student Outcome Plan				
WHO Responsible Person	WHAT: Data Analyzed	WHAT: Criteria for "Success" of Student Outcome	WHEN: Dates of Analysis	HOW: Shared with Stakeholders
EXAMPLE: Assistant Principal	ODRS	80% students will have 1 or less ODR	Monthly – First Tuesday of each month to review previous month	Monthly behavior newsletter
1.				
2.				