



Alden Lane Nursery Newsletter

AUGUST 2009

Serving You Since 1955

981 Alden Lane, Livermore, CA • www.aldenlane.com • (925) 447-0280

Announcements

- **Watch the Valley Gardener** on CTV30 for great gardening tips with host Jacquie Williams-Courtright at 7:30 a.m. and 1:30 p.m. Monday through Friday and repeated on Saturday at 7:30 a.m., 11:00 a.m. and 4:00 p.m. & Sunday at 7:30 a.m., 11 a.m., 1 p.m. and 4 p.m.
- **Attention Rose Lovers!** The Annual Rose Show will be held the weekend of October 10 & 11 at Alden Lane Nursery. All are welcome and encouraged to enter and share their lovely roses, so mark your calendars for this fun and informative event. Watch the newsletter for further information.

Congratulations to these *Art Under the Oaks* Hourly Winners

Saturday, July 11th
 Noon: **Lisa Scarborough**
 1 p.m.: **Betsy Johnston**
 2 p.m.: **Janet Vieira**
 3 p.m.: **Renee Best**
 4:p.m.: **Tina Waycie**

Sunday, July 12th
 Noon: **Ellen Neusel**
 1 p.m.: **Karon Ybarre**
 2 p.m.: **Virginia Lamb**
 3 p.m.: **Hank Kirkwood**

**Our Grand Prize
Winner:**
Carmen Celentano

Alden Lane Nursery Hours

Open every day until 6:00 p.m.



The Ultimate Rose Feeding Recipe

Catapult your roses into fall bloom with this feeding recipe inspired by Livermore rose expert Dave Lowell. First, use only if your roses are well established (planted for at least six months). **ALWAYS** water your plants deeply and thoroughly the day before feeding. Feed during the cool of the day. Avoid feeding on an extra hot day. Lightly work ingredients into the soil around the rose if possible.

Sprinkle around each rose:

- ½ cup bone meal..... (5 pounds feeds 18 roses)
- ½ cup E.B. Stone organics 5-5-5 (5 pounds feeds 18 roses)
- ½ cup Iron Sulfate or pH Adjuster Plus (5 pounds feeds 18 roses)
- 2 tablespoons Epsom Salts
(magnesium sulfate)..... (1.25 feeds 18 roses)
- 1 shovel full of chicken fertilizer (1 cubic feet feeds 9 roses)

After you've fed the roses, be sure to soak them. **Never use in conjunction with systemic rose foods.** The combination of bone meal and systemic rose foods pose a serious health risk to pets.

It's Time to Redeem Bonus Dollars this Month

Each spring you earn Bonus Dollars with your purchases at Alden Lane Nursery and in August they are redeemable.

In order to accommodate summer vacations, the redemption time will include the whole month of August. So bring those green bonus dollars in. They are redeemable for up to 1/2 the value of your purchase. If you earned \$20 you could apply them to a \$40 purchase and get **1/2 Off** for instance. **Bonus Dollars don't expire!**

Your bonus dollars may be applied to all purchases except sod, sale items, multiply priced merchandise and special orders. Not valid with other discounts or coupons. Sales limited to stock on hand. Not redeemable for cash. **SELECT YOUR BONUS DOLLAR PURCHASES CAREFULLY, AS THERE ARE NO RETURNS ALLOWED.**

DON'T
Miss Out

Top 10 Perennial Picks for Sunny Spaces



Beard Tongue (*Pensemon sp.*) – Elegant and reliable; valued by gardeners for their spires of fox-glove-like flowers with outstanding color varieties. Our favorites are ‘Garnet,’ ‘Sour Grapes,’ ‘Firebird,’ and ‘Apple Blossom.’ Hummingbirds aren’t choosy, they like them all. They will perform all summer, with regular deadheading full sun and good garden soil.

New Zealand Flax (*Phormium sp.*) – Add architectural flair to your garden with a spiky vertical grower. Small, 18" to tall 5', in multi-colored stripes or solids. Flax is very popular among landscapers for its wide range of uses. Spice up your pool area with a tropical theme; try ‘Apricot Queen’ or ‘Bronze Baby’ with Canna ‘Tropicana’ and red fountain grass!

Santa Barbara Daisy (*Erigeron karvinskianus* ‘Profusion’) – Non-stop flower on a vigorous mound. Yellow-centered pink and white mini daisies flower in “profusion” in a continuous display. Plant beside steps or along walkways. This 1' x 3' perennial is extremely hardy, though it’s delicate and airy in appearance.

Gaura Lindheimeri – Gaura means ‘superb’ ... tall, loose wands of pinkish white stars, dancing on the wind. From spring to fall, it flourishes on a hot, dry slope, and in many other water restricted sites. Blend with other perennials, to serve as a softening agent for brighter colors. Give it a full season to establish. Choose ‘Blushing Butterflies,’ ‘Siskiyou Pink,’ and white ‘Whirling Butterflies.’

Mexican Bush Sage (*Salvia leucantha*) – Attractive gray and white fuzzy leaves boast long, arching stems with velvety, deep violet flowers from summer to first frost. One of the larger salvias at 2-3'. Dried flowers retain their color in arrangements. Easy to establish with deep infrequent watering, ordinary soil, and good drainage. Cold hardy to 25°.

Thrift (*Armeria alliacea*) – Epitome of cute. An 8" tuft of dense leaves that resemble a green hedge hog. Small, rosy, globe-shaped flower heads grow 4" above the cushion. A tidy rock garden or front of the border plant, it blooms for many months. Dead-heading prolongs flowering. Prefers lean soil and minimal watering.

Lavender (*Lavendula sp.*) These heat-of-summer bloomers produce fragrant flower spikes. Their lavender blue flowers are great for dry arrangements, or may be made into aromatic stove-top potpourri simply by boiling. Cool the water, strain; use as counter top cleaner. Varieties range in height from 18" - 3' with equal spread. Best selections are ‘Hidcote,’ ‘Munstead,’ ‘Thumbelina Leigh,’ and Spanish varieties. Well-drained soil is essential.

Russian Sage (*Perovski atriplicifolia*) – Voted 1995’s Perennial of the Year. It remains a true favorite, flowering from July into fall with no grooming. No significant pest or disease problems, probably due to its fragrant silver foliage. It grows to 3' and looks spectacular when mass planted with yellow daylilies.

Black-Eyed Susan (*Rudbeckia varieties*) – Plant in good garden soil with great drainage, for year after year blooms. Very tolerant of our hot, dry summers. They produce copious quantities of brown-centered yellow daisies for 2-3 months with their seed heads providing another element of winter landscape interest. Combine with Russian sage and Sedum ‘Autumn Joy’ for a great look that is low maintenance.

Stella D’Oro Daylily (*Hemerocallis* ‘Stella D’Oro’) – this miniature golden beauty blooms all summer and grows to only 18". When planted in good soil, this plant will grow rapidly and require minimal care. Just remove faded flowers to promote even more rewards. To reduce the size of the clump or to add to your collection, plants may be divided every 2-3 years in the fall. Flowers are edible, and make a great garnish on main dishes or dessert plates

Late Summer Color

August flower beds often suffer something of an identity crisis. Many of the annuals we planted early in the year are past their prime. But, while it’s a hot and dry time of the year, it’s not too late for planting annuals. There are many garden flowers ready to turn even the most unsightly bare spots into a bright, colorful oasis. Here’s how to spruce up your sunny flower beds.

Low 3-8"

Petite Marigolds (yellow & orange)
Lobelia (blue & white)
Alyssum (white, purple)
Ageratum (powder blue)

Medium 8-10"

Marigolds (yellow & orange)
Petunias (all colors)
Asters (white, pink & blue)
Zinnias (all colors)
Vinca rosea (rose, pink & white)


Tall 30-60"

Marigolds (yellow & orange)
Cosmos (pink, white & wine red)
Zinnias (all colors)
Snapdragons (all colors)

With the exception of the zinnias, all of the above will do well in half sun, half shade. Impatiens and begonias will also brighten any spot that gets a full morning of sun or light shade. Remember that you can create living bouquets with these annuals. Fill clay pots, redwood tubs or hanging baskets for sparks of color on the front porch, patio or poolside.

Notes for August Gardening

- Hard to believe but its **time to start planting winter vegetables!** The cabbage family members, root crops, and leafy vegetables such as broccoli, beets, carrots, radishes, onions, spinach and chard are ready to be planted this month from **seed**. (Farmers in the valley are planting winter vegetable crops from **seed** this month.) Planting from seed now allows for a deep, established root system and a very long growing season resulting in larger harvests. Starter plants will arrive in September.
- Keep after tomato hornworms and petunia budworms with another application of **Safer's Caterpillar Killer**. It's an effective, safe environmental control.
- Don't forget your citrus!** In order to get bumper crops feed lemons, oranges and other citrus monthly with **Master's Citrus Food**. Remember to water the day before applying fertilizers or other plant care products. Also avoid feeding or treating on extra hot days.
- Is your garden suffering from the summer blahs? Perk it up with colorful **petunias, marigolds, vinca and dahlias!**
- Keep those flowerbeds neat and blooming! Deadhead (remove all old flowers) all blooming annuals. Cut back leggy petunias. Fertilize with **Master Bud & Bloom** to help set new flowers.
- Clean up around fruit trees** and pick any left over fruit that can harbor soft rot fungus. A light pruning to shape can be done now. Put the fruit and trimmings in the compost pile with your other garden waste.
- Treat compacted soils and lawns with **EZ Wet**. No amount of water or food will do the lawn any good if it isn't reaching the roots. This soil penetrant opens the soil to water, air and food for lush green growth. Aerating your lawn is most helpful in improving water penetration.
- Sow flower seeds**. Many wildflowers and spring blooming annuals grow from seeds scattered now. Try California Poppy, Bachelor Button, Alyssum and Godetia. Also plant biennials such as hollyhock from seed now.
- Start working now to prevent fall weeds. Apply **Master's Easy Living Lawn Food plus weed preventer**. This product does a great job of creating a protective barrier to prevent the pesky annual bluegrass. If you plan to reseed your lawn next month, delay this application.
- Sunflowers** are extremely easy to grow from seed in our area and those planted now will sprout and bloom by fall. They make a great fall display. Choose from several varieties.



Hailey's Comments

Bow Wow Greetings August gardeners. I am Hailey, Alden Lane's friendly canine companion reminding you that the gardeners on leashes are always welcome at Alden Lane Nursery. I am staying cool at register #3 and am itching to meet you.

Livermore's dog days of late summer, leave me panting which sounds like planting. In nosing around in extreme heat of summer to bed your plants or trees in the ground, it's best to

harness them in the cool shade. Let those little pup plants "stay" in their containers, watering one to two times a day, until the dogmatic heat passes. If planting a young tree use the same attention to watering in the container and pre-moistening the planting holes before placing your new litters of plants in the soil. Masters, if your hound is begging to dig, allow them the instinctive opportunity to dig for you. Have them unearth a hole larger than the root ball of a young tree. Bury the root ball and cover it like you would a treasured bone, adding soil amendments for healthy growth, and bone meal of course.

Go in pursuit of conservation measures in your garden. Adding a 3 to 4 inch layer of mulch will keep the soil cool in the heat and preserve moisture by slowing evaporation. You save money by watering less. For mulch, I highly recommend shredded "bark". The very name is close and dear to my heart.

Paws of Reflection: *No matter how often you're scolded, don't buy into the guilt thing and pout... run right back and make friends.*

Garden Care in the Summer

Use a **ROSS ROOT FEEDER** to deep water and fertilize shrubs and trees. The Ross Root Feeder puts water at the roots of the plant where it belongs. Soaker hoses are excellent additions to your garden. They deliver water slowly to provide a deep soak.

Water your garden in the morning. Always water on a **RISING** temperature, it helps to prevent fungal and bacterial diseases in your garden. An exception would be on those extra hot days when early evening watering is fine.

MULCH! MULCH! MULCH! Spread 3 to 4 inches of mulch around shrubs and trees. Leave a six-inch area open around the trunk of the tree so it can breathe. Mulching helps retain moisture and keeps the roots cool.

Put **SHUT-OFF VALVES** on all your hoses. This way you can turn off the water as you move from place to place.

CHECK THE SPRINKLERS. Replace damaged ones. Clean out clogged heads. Adjust so they aren't watering sidewalks and driveways.



Quilting in the Garden – 2009

It's the 12th Year Anniversary



Quilting in the Garden is held each September at Alden Lane Nursery. This year we are pleased to be showcasing the work of Laura Wasilowski, local artist, all hanging from the majestic Oaks at Alden Lane. The quilt show in the nursery is free and the lecture series will have a nominal charge.

The show will be held on September 26th and 27th from 9 a.m. to 4 p.m. and will include a lecture and class series starting on Thursday, September 24th.

Featured Artists

• **Laura Wasilowski:** Laura is a textile artist, author, teacher and creator of hand dyed fabrics and threads. She combines vivid fabrics and whimsical stories to make pictorial art quilts with colorful hand dyed fabrics. She is the owner of ARTFABRIK.

• **Joanna Figueroa:** Joanna finds quilting is a perfect combination of art and practicality. Vintage quilts and unusual vintage color combinations seem to inspire most of her designs. Her favorite quilts utilize a patchwork design that shows off the fabric and color. She and her husband, Eric are owners of Fig Tree & Co.

• **The Pixeladies:** Deb Cashatt and Kris Sazaki are long time friends who have been known to get pix-I-lated on a few occasions. It was during such a time they dreamt up the idea of creating custom printed fabric art with unique individuality. They love to share their joy of

Artists (cont.)

quilting memories and designing with the computer.

• **Alex Anderson:** Meet Alex Anderson, co-host of the internet show "The Quilt Show" with Ricky Tims. www.thequiltshow.com during the Saturday & Sunday quilt show.

• **Jeff Krause:** Designer & creator from The Round Top Collection will be on hand Saturday, Sept. 26 to sign your metal home and garden art accessories. Check out these charming decorative metal sculptures and year long décor. Some items are for indoor and outdoor use. Visit www.thertc.com for more on Jeff.

Special Artist, YOU!

Enter your own quilts for display. You may enter a maximum of 4 quilts for show. Go to www.aldenlane.com for rules and regulations. All photos and forms must be delivered to Alden Lane Nursery by **AUGUST 16** to be considered for showing.

Classes

◆ **Garden of Eden with Laura Wasilowski**, Thursday, Sept. 24; 9 am – 4 pm, \$75

◆ **Star Flowers with Alex Anderson**, Thursday, Sept. 24, 9 am – 4 pm, \$85

◆ **Fresh Vintage™ Style with Joanna Figueroa**, Friday Sept. 25, 9 am – 4 pm \$65

◆ **Embellishing History: Quilting Lasting Memories with the Pixeladies**, Friday, Sept. 25, 9 am – 4 pm, \$65

Evening Lectures

◆ **I Quilt Therefore I Am with Laura Wasilowski**, Friday, Sept. 25, 6:30-8:30 pm, \$35

◆ **Fabric Folding Fun with The Pixeladies**, Saturday, Sept. 26, 6:30-8:30 pm, \$20

Garden Tour

◆ **Livermore Valley Garden Tour**, Saturday Sept. 26th from 10 am to 4 pm, enjoy the beautiful gardens of Livermore and Pleasanton. Alex Anderson's quilts will be hung in each garden on this self guided tour. Tickets will be mailed with your confirmation. Proceeds go to the LAVGC Garden Club. Tickets are \$12.00.

For more information and descriptions of the classes visit **Quilting in the Garden 2009** on our website: www.aldenlane.com.

Olallieberries are Back!

Although called a blackberry, the Olallieberry is actually a unique cross between Loganberry and Youngberry that is perfect for pies, jams, or just picking and eating! Our fresh crop of these highly sought after plants has just arrived. Plant them now for Olallieberry pie next summer!

Join Us For The Second Annual Tomato & Salsa Party

September 19 & 20th, 1:00 - 3:00 p.m. each day

Our party will feature Salsa music, chips for dipping, and the optional sombreros. We'll provide dozens of tomatoes to tantalize your taste buds, you'll fall in love with all the flavors! You can pre-order for next year to be sure and get all your favorites.

We want to taste what you've done with your homegrown tomatoes, and reward you for your efforts! Bring in a pint of your homemade salsa and compete for high honors as "**Top Rojo with the Mojo**". Jeff Oase, last year's winner is sure to bring some good stuff, so come on down and enter the competition. Your salsa will be judged by secret celebrity judges as well as Alden Lane Staff. Criteria will be: the use of spices, flavor complexity, and all around good taste.

Top winner brings home:

☆ A \$100.00 Alden Lane Gift Certificate to start your next salsa garden

☆ Your name on the perpetual Salsa trophy and

☆ Your recipe and picture will be posted on the nursery website. Fame and fortune will follow you always.

Second Place winner:


☆ Will receive a \$35.00 gift certificate for Alden Lane Nursery

Third Place:

☆ A \$25.00 gift certificate for Alden Lane Nursery

Homemade salsa must be at Alden Lane Nursery by **12:30 p.m. on Saturday, September 19th.**


Winners will be announced on Sunday, September 20th at 3:00 p.m. We hope you'll come and join us for this fun and festive event.



Refresh Your Japanese Maples



Because August is the hottest month, you will have some leaves that have been burned by the sun and wind. Remove all the scorched leaves even if you defoliate the entire plant. In four weeks you will have a totally "spring" refreshed maple that will provide beautiful fall color. Keep your maple well watered and feed with **DynaGro**.



Attention All Backyard Fruit Enthusiasts...

Bumper crops and heavy harvests await those who attend our monthly fruit growing seminars. Get in depth instruction on a different fruit each month, as well as techniques in pruning, disease control, and much more! We will cover the entire "backyard orchard" over the year including grapes, berries, and citrus fruits.

We want you to be the most successful you can be in achieving your goals of a fruitful, nutritious lifestyle. Attend multiple classes to earn yourself a ticket to the **2009 Fall Harvest Recipe Party**, and get "**Alden Lane**

Certified" as an official Backyard Orchard Specialist! Giveaway items, information handouts, and raffle prizes will be available at every class. All classes are to run from 11 - 12 o'clock with extra time for Q & A and will cost \$5 - **bring a friend for FREE!** Call ahead to prepay and reserve a seat.

Figs, Guava, Other . . . Birds, Squirrels, Etc.

Saturday, August 15th, 11:00 - Noon

Plant Perks

Not only do houseplants bring an element of the outdoors inside, but they provide an emotional calm. Studies show that environments with houseplants can lower your blood pressure as well as your heart rate! Drop into Alden Lane Greenhouse (a haven for the harried and stressed) and check out our fabulous array of home healthy houseplants.



Cooking With Herbs

- 1. **Basil** – It's warm, heady flavor lends itself to Italian or Mediterranean cooking, especially tomato dishes or with eggs, cheese or salads. *Special tips:* Pesto Sauce: blend 2 c. of fresh basil, ¼ c. of parmesan, ½ c. of olive oil, 3 tbs. of pine nuts or walnuts and 3 cloves of garlic minced. Use on pasta and vegetables.
- 2. **Chives** – The subtle onion flavor of chives is perfect in omelets, salads, soups, or on potatoes and other vegetables. *Special tips:* Get rid of onion like odor by chewing on a fresh parsley sprig.
- 3. **Dill** – Used for pickling, dill is also wonderful on salads, sauces, soups or breads, on vegetables and fish. *Special tips:* Try pickling green beans, carrots, new potatoes or peppers with a bit of dill.
- 4. **Marjoram** – Like oregano but sweeter, this flavor is perfect in Mediterranean dishes, meats and vegetables.

Herbs can make a familiar dish new or lift an ordinary entrée to gourmet status. Their subtle magic transforms soups, stews, salads, breads and even desserts. With a bouquet of herbs or a scattering of herb flowers as a garnish, your food will look as wonderful as it tastes.

- 5. **Mint** – The flavor of mint is refreshing, cool and sweet, especially good in iced drinks and teas, with lamb or in salad dressings. *Special tips:* Minty sun tea: Put 8 tea bags, ½ c. of fresh mint leaves and 1 gal. of water in clear glass jar. Set in sunny spot for several hours. Serve over ice.
- 6. **Parsley** – For a clean sharp and peppery taste, add to vegetables and salads as a garnish. Include in sauces, soups, stews and stuffing. *Special tip:* Parsley is high in Vitamins A, C and B.
- 7. **Sage** – Warm, slightly bitter, this flavor is a must for turkey stuffing, as well as pork, duck and sausage seasoning. *Special tips:* Dried sage leaves are used as a substitute for coffee or tea.
- 8. **Rosemary** – The flavor of rosemary is bold and piney. Use it in pickles, jams, preserves and sauces, as well as meats and soups. *Special tips:* Use a branch of rosemary as a basting brush at your next barbeque, or put some on the coals for great aroma.
- 9. **Tarragon** – A spicy, sharp flavor with licorice and mint overtones, tarragon lends itself to French cooking, egg dishes, fish and salad dressing. *Special tips:* Tarragon vinegar: Pour a qt. of cold vinegar over ½ c. fresh tarragon leaves, cap and store for 4 weeks.
- 10. **Thyme** – A heavy, spicy flavor similar to cloves. Thyme is the perfect herb for poultry dishes and creamy soups. *Special tips:* Saute a pinch of thyme in butter. Pour over chicken or cooked vegetables.

RAISING CHICKENS!

Vegetable gardens and fruit trees are the “new chic” as folks go back to basics and reap the benefits of growing their own food. Chickens are “in” as well, and their attributes are many. Gardens will flourish under their keen eye for bugs, they love to snack on our old fruit and veggie leftovers, and all that consumption means by-products in the form of healthy fertilizer for your thriving garden. Fresh, daily eggs from your own hens will also add up to mega benefits from these friendly birds.

Come out and join us for a class on raising your own “girls”. Our “chicken wrangler” Anne will teach you the joys of starting up your own flock, how to care for them properly, and show you the Alden Lane “Hotel Chickadee” henhouse and our stout little ladies who live there. Raising chickens is a great family adventure and a wonderful learning experience for kids.

Saturday, August 22 from 11 am to 12 pm

Cost: \$10 Kids under 12 are FREE!

Please sign up with our Alden Lane cashiers
or call (925) 447-0280.

**Don't miss the opportunity
to sign up for**

Concrete Leaf Making Class!

We only have one class left and the enrollment is limited in this VERY popular workshop! If you said you've always wanted to try it, now is the time to schedule it before it is finished for the summer. Our last Leaf Making class of the year is scheduled for **August 15 from 11 am to 1 pm**. The cost is \$75.00 and we provide all you need to complete a beautiful 12" plus leaf. The cost includes a leaf making class, followed at least 2 weeks later (they need to dry in between) by a painting workshop. (Our last painting class is scheduled for **Wednesday, September 2nd at 6:30 pm**).

Don't miss your opportunity to join us in learning this beautiful leaf art, so you can make some for your own garden, and don't forget, they make fabulous gifts!!



Win A Collection of Late Summer Color!

It's not too late to plant annual flowers. They will turn any spot into a bright and colorful area.

You can win:

- 12 – 4 inch Annual Color Plants
- 1 – 16 inch pot
- 1 – 2 cu ft. **Master's Potting Soil**

A \$70.00 Value

No purchase necessary. Need not be present to win. Drawing to be held August 31, 2009.

LATE SUMMER COLOR

August 2009

Name: _____

Address: _____

City: _____ Zip _____

Phone: _____

Email: _____

Yes, I would like to receive the newsletter online.

From The Garden Store

ANDREA'S FAVES

*“Beyond Jordan Studio – Celebrate Meaningful Moments in Your Life”
Set with a Tablescape of Wonder by Beyond Jordan!*



Porcelain Decorative Serveware
Hand Crafted in USA
Eco Responsible

Hand-crafted porcelain decorative tabletop and serveware, exquisite and fully functional, with each piece designed, created, and produced in Salem, Oregon using eco-responsible technology by old-world artisans in a new-world economy.

Beyond Jordan's commitment to legacy culminated in renewing a sense of awe for Creation with designs of porcelain functional serveware inspired by the fresh Oregon wilderness found just beyond their studio doorsteps.

**Come to our Garden Store and admire . . .
“A Snail's Pace”**

The Journey from Concept to Creation

The Snail Cabbage Collection began at a locally owned fresh produce stand nestled in a small farming community in Salem, Oregon. Rows and pyramids of giant green and purple cabbages were freshly harvested and artfully arranged at the produce stand. Snatching the best and largest cabbages to create the body of Beyond Jordan's designs, the artists immediately returned to the studio to create plaster casts of the gorgeous and fresh cabbages capturing each leaf's delicate vein for their porcelain creations.

The stylish Snail, with her two Snail children following in tow, came in a moment's inspiration about how best to express the “sense of family”. While the idea and quick sketch of the concept were the beginning, the expression and life of the design were the result of many hours of labor and painstaking care given to the sculpture, the mold making, the glaze color selection and its artful application.

Beyond Jordan Studio has captured that sense of “family” and sharing a meal together with their Organic Garden Cabbage & Snail Collection, Bon Appetite!





981 Alden Lane
Livermore, CA 94550
(925) 447-0280

Change Service Requested

PRSRT STD
U.S. POSTAGE
PAID
PERMIT #274
Livermore, CA

IMPORTANT!
Time Critical
Please Deliver Promptly

SPECIAL COUPON

Present This Coupon & A Canned Food Item
TO RECEIVE FREE

A 3 inch Herb Plant!!



(\$2.99 Value)

Food Donations are Optional. All donations go to local relief agencies. One coupon per family, please!
Offer Good August 1-31, 2009.

HOW TO FIND ALDEN LANE NURSERY

