






Getting Ready for Kindergarten

Sunday	Monday	Tuesday	Wednesday	Thursday	Friday	Saturday
Help your child practice writing his/her first name with upper and lower case letters.	Play Simon Says: Point to specific body parts. 	Look for different shapes throughout house and have child draw the shape,	Play "color cars" by choosing a color and count the number of cars seen while driving in the car.	Read a story and ask child to identify things that are real/pretend.	Play Hop Scotch and practice standing on one foot at a time.	Give your child simple tasks that involve counting, matching, and sorting. (socks, money)
Have child copy a numbers on sheet of paper. Have them tell you a fact about each number. ("I have two brothers")	Begin to teach your child to say his/her first, middle, and last name.	Practice calling your phone number on play phone.	Read story and have child point out Specific letters.	Play opposite game where child has to say a word opposite of you. (in/out)	Practice writing simple words or letters. 	Play dress up and encourage child to button, zip, and snap different items.
Label objects in your child's room with their proper names. Have your child read these words.	Have tea party and encourage child to state his/her own birth date.	Read a favorite book and ask child to retell story by looking at pictures. 	Practice counting objects and sorting into groups. (5 cars, 3 rocks)	Draw a picture of your family.	Read two books to your child by the same author and discuss any similarities and differences.	Make up simple math problems for your child to solve.
Hang a letter over a spot in your child's room. Have your child collect objects that start with the sound.	Move your fingers under words as you say them. This will help prepare your child to read from left to right.	Cut out a large paper "M" and have your child draw pictures of things that start with "M".	Play a board game with your child that requires them to take turns and wait. 	Have your child make alphabet letters from cookie dough. Bake and share with the family.	Read a story to your child. Have your child re-tell the story back to you.	Ask your child questions as you do chores that begin with who, what, when, and where.
.Practice saying your address. 	Continue to help your child to learn his/her address and phone number.	Help your child practice writing his/her first name. Start with a capital letter, then use lower case for the rest.	Write "___ an" on four cards. Have your child write a letter in the space to make a word.	Take a walk and point to the sights along the way. Ask your child to tell you what sound it begins with. What sound does it end with?	Have your child solve this riddle: "I am thinking of something that rhymes with red. You sleep on it." Make up others.	Notes: Purchase school supplies Visit child's classroom