

# ESSENTIAL PRAM

☒ CHECKLIST







**HUGGIES**

# ESSENTIAL PRAM CHECKLIST

Buying a pram is a major investment so we here at [Huggies Australia](#) have put together a buying guide and feature checklist to help you decide what you want out of a pram.

This information can help you out, whether you are about to become a parent for the first time, or you are looking to replace a pram that hasn't met your expectations.

## STEPS FOR BUYING A PRAM

-  **Research** – this guide is a great start. Once you have used it to find out what you need in a pram and you have decided how much you are willing to pay, you're ready to investigate suitable models and get the best deal.
-  **Reviews** – user product reviews and [forums](#) are good a good place to look for honest feedback on prams. The advice of friends and relatives who have been through this purchase cycle before can be invaluable. Also, take time to talk to people in-store if you're already shopping around – if they know their stock and have listened to their customers they will have some great insights.
-  **Road test** – take some models for a spin, whether they are from a store or you have borrowed your friend's pram for half an hour. Practice turning corners, rolling at different paces, going through tight spaces, and braking/locking the wheels. Is it light enough and easy to fold?
-  **Compare** – have a few models in mind and find the best price you can by looking online and in-store. Many places will price-match or throw in extras if you have done your research and found a low price. If you have some time up your sleeve, you can even wait for a while and pounce when your favourite model is on sale.

## WHAT DO YOU NEED FROM YOUR PRAM?

There is a huge range of prams on the market and they come with everything from essential safety features to luxury accessories.

Before you get started, try to establish what your pram budget is. Pram can cost anything from a couple of hundred dollars to a few thousand. Try to consider:

### FUNCTION

#### Use

- **How much you will use it** – everyday, once a week, or just for the odd occasion?
- **Where will you be using it** – paved walkways, indoors, or uneven terrain?
- **What will the pram be used for** – quick trips or all day outings when your baby will need to sleep?

# ESSENTIAL PRAM CHECKLIST

## Time

- **How long you will use it for** – from newborn to toddler? You may need an adjustable pram.
- **Will it be just for one child, or would you like to keep/sell it for another child's use?**  
The majority of prams last for 1-4 years with normal use.

## Size and weight

- **How tall and wide do you need the frame to be so that it is comfortable to push?**
- **How compact should it be when it's folded down? Will it fit in the cupboard or boot?**
- **Do you need to manoeuvre your pram through small areas and turn corners easily?**

## FEATURES



# ESSENTIAL PRAM CHECKLIST

## ACCESSORIES

### REMOVABLE SEAT/BASSINET/CAR RESTRAINT

allows you to move your baby without waking them

### RAIN COVERS AND SUNSHADES

extra protection from the elements for your baby

### ADJUSTABLE HANDLEBAR

useful for multiple users of different heights

### TRAVEL BAG

usually stored under seat or suspended from handlebars

### UNDER-SEAT BASKET

extra storage for nappies, bottles, and wipes

### EXTRA SEAT /SKATEBOARD ATTACHMENT OPTION

handy for other/older children



Do you want the newest and trendiest pram? The one with all the bells and whistles that is sure to be the envy of the yummy mummy set? Or, do you want something simple and functional that you can rely on when you need it?

Once you have decided what you need in a pram, and what you would just really like to have, it's time to shop!

# ESSENTIAL PRAM CHECKLIST

[CLICK HERE TO PRINT THIS PAGE ONLY](#) 

## FEATURES

- ☐ Bassinet/flat reclining seat
- ☐ Forward-facing seat
- ☐ Rear-facing seat
- ☐ Interior lining
- ☐ Double/convertible?
- ☐ Big wheels
- ☐ Suspension
- ☐ Five point safety harness

## ACCESSORIES

- ☐ Adjustable handlebar?
- ☐ Under-seat basket
- ☐ Removable seat/bassinet/car restraint
- ☐ Travel bag
- ☐ Extra seat /skateboard attachment option
- ☐ Rain covers and sunshades

## NOTES