

TCDXA
TWIN CITY DX ASSOCIATION



Minnesota

Newsletter of the
Twin City DX Association

www.tcdxa.org

Volume 11, Issue 2
July, 2014



Inside this issue:

Member News 2

Dayton 2014 4

Shack Remodel
KØJUH 5

Promoting
Amateur Radio 6
ZL2AL

MWA Corner 8
KØAD

Member Profile
WØHT 11

Gray Line Staff

KØAD
KØIEA
KØJUH
WØBV

The GRAY LINE REPORT

DXing from Minnesota - Land of 10,000 Lakes

FT5ZM Amsterdam Island 2014 DXpedition of the Year™!!!



Ralph, **KØIR** accepts the **DXpedition of the Year™** award, sponsored by the SouthWest Ohio DX Association (SWODXA), at the May 16th Dayton SWODXA **DX Dinner™**. Ralph's incredible job of organization and his team's amazing effort made the FT5ZM operation an easy choice for this year's award. Congratulations Ralph! Your fellow TCDXA members are all very proud of you!



Ralph brought the FT5ZM story to us at the April 21st TCDXA monthly meeting. He talked to a packed room of more than 60 TCDXA members.

Many thanks Ralph!!



Member News

KØUU DXing From Fiji and Hong Kong

Last March, Jeff, **KØUU** and XYL Carolyn took a much deserved restful break from their busy lives and headed to Beqa (pronounced “Benga”) in the Fiji Islands. Beqa is one of Fiji’s 330 islands that are spread across both sides of the international dateline.

They stayed at a resort where SCUBA diving is the main activity. While there, Carolyn packed in 16 dives. She has assembled her superb underwater photography into a video, that you can see by clicking on this [link](#).

Meanwhile, Jeff set up his K2 transceiver and **W3EDP** longwire, and spent much of his vacation time DXing from his tropical “shack.”

While he was there, the high HF bands provided good propagation for his 7-watt station. He made 1,028 OSOs as **3D2FJ**.



Jeff and Carolyn are currently on work assignments in Hong Kong. They are living in Mid-Levels of Hong Kong, halfway up Victoria Peak from Victoria Harbour.

Jeff uses his K2 and 88-ft. end-fed longwire strung out of their high-rise apartment window. You can often find Jeff as **VR2UU** during our morning hours on 20, 30 or 40-meter CW. This coming fall season, when the higher HF bands return with good propagation, you will find Jeff on 17 through 10 meters.

You can follow Jeff’s Asian adventures on Carolyn’s excellent blog, located [here](#).



Jeff, **KØUU** operating last March as **3D2FJ** from Beqa in the Fiji Islands.



Member News

KØIEA's 30 Meter Beam Repair

I received an email from Dan Soderlund, **KBØEO**, asking what would be the best time to listen for **VK9MT** on 30 meters. I told Dan that I had only worked a Mellish Reef station once before (**VK9GMW**) on 30 meters, and that was back in 2009 at 2246z. Furthermore, I said I wasn't much help this time, as my 30-meter beam was stuck in the wrong direction.

Over the course of the past year, the beam kept changing direction from the indication on the rotor control. I knew what was wrong; the nuts on the rotor clamp were loose. When Dan heard my "sob story," (the **XYL** won't let me climb my towers anymore), he said he would "zip" right up here on the first warm day and fix the problem. Well, that day was the first 70-degree day this spring.

When Dan arrived, with all the right climbing gear, I knew he was a serious climber. I warned him ahead of time about climbing a Rohn HDBX type tower. Namely, that there's not much room for your feet at the 56-foot level. But, he took it in stride, and climbed right up without the belt on. Once he was up there, he strapped himself in and leaned back into the belt.

I had supplied him with a monkey wrench for turning the mast, but, with his strength using one hand, he pushed the 24-foot, 3-inch diameter boom completely around three times. It was fortunate Don Overbye, **WD9ISQ**, left that much slack in the coax when he first put up the beam. My mistake was not pinning the mast to the rotor with a large bolt. This time, that mistake was corrected.

In half an hour, the work was done. Dan has the strength and reaction time that I don't have any more at my 74 years of age. I've climbed a lot of towers in my time, but for the most part, those days are over. My thanks to Dan for driving all the way up here to help me. Now I'm QRV for Tromelin this October.

73, de Dave, **KØIEA**



Dan, **KBØEO** making the repair.



Dan on the left and me on the right.

Tromelin 2014



Dayton 2014

Photos by Mike, NØODK



Gary, **KØGX** mans the TCDXA flea market space.



Inside Hara Arena



The TCDXA fab four.
Left to right: Dave, **KØIEA**; Dennis, **KFØQR**;
Mike, **NØODK** and Keith, **KØKG**



Big interest in the Elecraft booth drew a continuous crowd all weekend.



Mike, **NØODK** befriends famous DXpeditioner Don Miller, **W9WNV** (aka **AE6IY**).



High-end magnetic paddles by John March, **K4QU** available in the flea market.



The Long Overdue Ham Shack Remodeling Project

by Jim, KØJUH

After retiring from Coca-Cola Midwest in 1989, I spent the next 10 years enjoying retirement at my log home on the east side of Mille Lacs Lake chasing DX, walleyes and muskies; but not necessarily in that order. It was during my stay up north that Duffney Cabinets on the west side of the lake built a custom operating desk for my ham shack. It was L-shaped, with 3 drawers at the end of each section and adjustable shelves that held all my equipment. The desk served me well at Mille Lacs. But, when I moved back to the Cities in 1999, I discovered it would be a tight fit in the smaller space that I was dedicating to ham radio at my new QTH in Ham Lake.

Because the L-shaped desk was placed 3 feet away from the wall (on two walls) for easy access to the cabling, the already small room was made even smaller. I operated in the cramped quarters until recently, when my son came to my rescue. Terry is the “handyman” in the family, and he offered to head-up the remodeling project designed to open up the room, and to provide easy access to the cabling on the back of the equipment.

Here’s what the project entailed:

The original one piece L-shaped desk was separated into two sections. The radio equipment section (78” long x 32” deep) was mounted on 8 casters, which allows me to push the desk against the wall and easily roll it away when access to the cabling is necessary. We removed the plush carpeting, and installed oak wood flooring to facilitate rolling the desk away from the wall.

To prevent the working surface from being raised too high, the five inch casters were mounted on steel rods and recessed inside the bottom of the desk, which raised the operating surface only one inch higher from the floor (29” high). The remaining desk section (47” long x 32” deep) is my main computer workstation, and is also placed against the wall. Casters were not necessary on this section, as the printer and monitor cabling is easy to get at. The computer is on the roll-out section with the radio equipment.

If you’re now motivated to take on your own remodeling project and would like more detail on the materials we used, please email me at k0juh@comcast.net




KØJUH QTH on Mille Lacs Lake.



View of operating desk at Mille Lacs.



Wide-angle view of the finished project.



View of desk rolled away from the wall.

73, Jim, KØJUH
The Old Duck Hunter



Promoting Amateur Radio

by Lee Jennings,
ZL2AL

ed: Lee Jennings, ZL2AL is a member of TCDXA, and resides in Napier, New Zealand. His article first appeared on Lee's website on April 17, 2014. Ironically, Lee's comments were written at the same time that our club was working on a program to recruit new members. Much of what he says applies to recruiting new members for the TCDXA.

There is no magic silver bullet that will engage newcomers to our hobby. There never has been. Ham radio is not a hobby which is easily advertised and marketed. How did all of us become hams? The odds are that you knew someone that was already a ham, and followed it up because of your own interest. That is the key to engaging newcomers into our hobby.

Every radio club should have a policy of "welcome." That doesn't mean a policy of waiting for them to walk through the front door and saying "welcome." It means that if anyone in your club is aware of someone interested in ham radio, then contact should be quickly made, and the pathway should be made as easy and welcoming as possible. Every club should have a designated mentor/greeter/information person with a great personality to make the secondary contact. They should help the newcomer through the initial stages to taking the exam.

The newly-licensed ham should continue to be mentored, and helped to actually get on the air. That second part of the process is vital to the growth of a new ham. The process should be informal and fun.

There are so many ways that first contacts can be put off forever when entering our hobby. Among them are: Don't care members, boring club meetings, emphasis on the exam requirements and costs, etc. Most of these prospects wouldn't have a clue what a "National Association" is, and what it does. There is plenty of time later to get into that. They don't know what we do and why we do it. They don't know our traditions. They don't know why we love our hobby. It's up to us to teach them.

Newcomers and prospects should experience a planned "one step at a time" entrance, and every step must be a fun experience, as they naturally want to become members of our exclusive club, our brotherhood and our passion.

Our area in Hawke's Bay has a local ham population of about 175, and we have licensed about 80 new hams in the past 8 years. Most of our new hams have come from individuals that knew someone in our two clubs. Members of both clubs go out of their way to make sure that newcomers are mentored and helped and watched to make sure they don't drop out of the process, before they take their exam. There is nothing like encouragement and success to keep someone on the right track.

Our new hams are of all ages. They range from 17 to old fellas, and have come from all walks of life. Virtually all of them came into the hobby as friends of friends. The importance of mentoring, helping and teaching cannot be over-emphasized.

If your club is dying or stagnating, and you are not getting new members, there's a reason. If they are not continuing membership in your club, there's a reason. If they don't renew their membership in your national association, there's a reason.

Those of us in the hobby that we love so much must look to ourselves and our club structures if we want the hobby to grow and want new members in our clubs.

73, Lee ZL2AL



Reflections on Recent Events From the TCDXA Board of Directors

The April TCDXA Meeting and FT5ZM Program

After the April TCDXA meeting and FT5ZM program, we received some member feedback on how everything went that evening. The vast majority of remarks were positive, with a few being offered as “corrective criticism”.

We knew that the FT5ZM program by KØIR would draw a large crowd, so we attempted to plan accordingly. The large room downstairs that we’ve used in the past for big crowds was not available. This meant we would have to make do with what we had – a room that seated 50 people.

We asked our members to RSVP, and we received 52 responses. What we didn’t count on was the number of non-RSVP’ing walk-ins, who brought the total to 60 people, and created a “tight fit” for dinner and the program.

We thank everyone who “rolled with the punches,” and made the most out of a situation that didn’t go according to plans. In the future, we’ll strive to do a better job of planning, when we expect large crowds for special programs.

The new meeting location - PUB 42 Restaurant

Finding the perfect restaurant in the perfect location is a daunting task. PUB 42 in New Hope, (previously the Sunshine Factory), may come as close as we’re ever going to get. The meeting room has been enlarged, and now comfortably seats 50 people. Except for “special program meetings,” the seating capacity should meet our needs for the foreseeable future.

PUB 42 has not imposed a minimum headcount and dollar amount for use of the room. Try and find a restaurant today that doesn’t impose minimums. Members can order off a menu that offers a wide variety of entrees affordably priced. This is a huge plus!



Most restaurants that have private meeting rooms will limit the menu selection to three items. They also require a pre-meeting head count by item, which is usually some type of beef, chicken or fish. If you were the TCDXA Secretary-Treasurer, how’d you like to handle those arrangements every month? Ugh!

Members now receive individual dinner checks. The previous management combined multiple members on one check, making it a nuisance to figure out your share of the combined food, tax and gratuity amount. The new management has repeatedly thanked us for our business, and seem dedicated to providing good service.

The main knock on New Hope is that the location is not centrally-located. We wonder - is there such a place?

We may have gotten lucky when the Sunshine Factory dropped us, and PUB 42 said you’re welcome here.

Watch for more “insights” from the Board of Directors and membership in future issues of the newsletter. We encourage members to contact us if they have comments and/or questions about the club. The Board of Directors can be reached at board@tcdxa.org.

2014 TCDXA MEMBERSHIP DRIVE

On Tuesday, June 3, 2014, Vice President Tom Lutz, WØZR announced the 2014 TCDXA Membership Drive that will run until the end of the year.


Membership invitations and TCDXA fact sheets (see page 15) will be sent via USPS direct mail to prospective new members, cordially inviting them to join our group.

All members are encouraged to participate by sending the call-sign of the prospective new member to WØZR telutz@earthlink.net, who will handle the invitation mailings.

At the end of the year, subscriptions to the Daily DX Bulletin will be awarded to the members whose referrals rank 1st, 2nd, and 3rd in the production of new members.



WE'RE HOT ON THE TRAIL OF NEW MEMBERS





by Al Dewey, KØAD

The MWA Contest Corner

Contesting – Getting it Right

10 Tips for Improving Contest Logging Accuracy



Contesters and DXers are continually improving their stations to give them an edge in the next big contest. We optimize our antennas or put up new and bigger ones. We invest in that new state-of-the-art radio. We add that amplifier. We automate our station to save time in the heat of battle. We redesign the layout of our station to lessen fatigue. We review past results and plan strategy for the next contest. Ultimately, however, one of the biggest factors in our success is simply how well we operate the contest. A big part of our success is minimizing mistakes during the contest. So, as a topic for this issue, I would like to present what I consider a “Top Ten List” for increasing contest logging accuracy. The

suggestions put forth in this article are based on my experience, as well as discussions with other contesters. A few of the ideas also came from an article that was written by Tom, **ND2T** when I was editor of NCJ.

Before presenting my list, I would like to remind everyone what the impact is of making a contest logging mistake. In ARRL contests, if you copy any part of the exchange wrong (for example – the station’s section or zone), you simply lose that QSO. However, if you bust a callsign, you not only lose that QSO but you are penalized one additional QSO. You actually lose ground by putting that questionable callsign in your log. In CQ sponsored contests, the impact of a busted call is even worse. You lose that QSO plus you are penalized 2 additional QSOs!

Although logging accuracy plays an important role in how well you do in a contest, it is not the only factor. As much as I admire guys with golden logs (i.e. - not a single mistake), those with golden logs seldom win major contests. Some mistakes are inevitable. Your job should be to minimize these errors. The following is my “Top Ten List” for improving accuracy during contest logging.

#1 – Know Your Radio

This may seem obvious, but, in the heat of battle, do you know the best way to tease a station out of the noise or QRM so you can copy his callsign and exchange on the first call? What is the best ratio of AF and RF gain for your radio? Which filters work the best? Do you know how to use the DSP quickly for best results? On SSB, how narrow can you go before it’s hard to copy? You may get one shot to select the right filter or notch, before you have to ask for a repeat. If the guy is operating split (rare in contests), can you quickly move to the second VFO without missing a beat? If your station is not automated, can you make that band change quickly, without forgetting something (maybe the bandpass filter, for example)?

#2 – Use Judgment When Asking for Repeats

Asking for repeats is a judgment call. If you’re super conservative, you ask for a repeat, even if you have the slightest doubt. However, if you do that, your rate is going to go down. On the other hand, if you put your faith in the data that pops up from the SCP file or Exchange History file, without clearly copying the station, you run the risk of busting the call or exchange. Remember, busting a call will normally cost you more points than just busting the exchange. If the signal you are trying to copy is really weak (perhaps because it is a QRP station), it might take several times to copy the exchange correctly. If you keep asking for repeats from a weak station, you run the risk of losing your run frequency. One of my pet peeves is QRP stations sending slow, especially when asking for a fill. I always cross my fingers that someone will not swoop in and take my run fre-



quency. If I ask for a fill and still don't get it, I might try one more time, and if I'm still unsuccessful, I'll simply say "later," hoping I'll run into that station later in the contest. The one exception, of course, is if the station is a rare multiplier that I need.

#3 – Avoid Distractions

If you are making an all-out effort in a contest, you should do everything you can to avoid distractions. No TV, radio, etc. Forget about email. Let your spouse or family know you do not want to be interrupted, unless absolutely necessary. If the phone rings, let it go to voicemail. If my wife is not home, I tell her to only call on my cell phone, which I have on the desk. That is the only call I will answer during a contest.

If someone moves in on your frequency, try to stick it out for a bit. If they refuse to go away, don't let your ego force you into a long frequency fight that will distract you and, undoubtedly, increase your chance of making some errors. Having said all this, I usually set all this aside if I'm doing a casual effort. I don't want to cut myself off from the world every weekend. Also, if the contest is going slow (e.g. Sunday afternoon in ARRL Sweepstakes), an occasional distraction like peeking at the football game every once in a while might help fend off boredom which can also result in errors.

#4 – Use Spotting Networks with Caution

One could probably devote a whole column to the use of spotting networks during contesting. In the end, it all comes down to simply not assuming the call showing up on a spotting network is correct, without hearing the station that is running sign their call. This can get especially frustrating when the guy you are working does not sign his call. You see the spot, click on it, and work the guy but you never hear him sign his call. Do you assume the spot is right and just go on? It's tempting to just go on but remember the penalties above for a busted callsign. If I am not sure of the call, I simply say "Call please" when I give my exchange. If he will not give it, I delete the QSO and move on. If you are an SO2R guy, you can keep CQing and just keep the second radio on the pileup until they sign. I have found that, with the advent of skimmer, there tends to be fewer busted calls on CW than on SSB. Still, they occur on both modes, so be careful before just blindly accepting the validity of the callsign.

#5 – Super Check Partial and Pre-Fill Data Bases

Although slightly controversial, the use of Super Check Partial databases is a common practice among most serious testers. If copy is difficult due to QRM, QRN or propagation, using an SCP can help you pull a tough call out of the noise. There's not a lot I can say here, except that SCP files are not infallible. Make sure you make a practice of getting the latest updates, and listen carefully. Pre-filling or exchange files is another matter. I view pre-fill files as something that saves you from typing – NOT from listening. In ARRL Sweepstakes, for example, just because the check and section are filled in automatically when you enter the callsign, don't assume this relieves you of the necessity to copy the information. Operator's exchange data often changes from contest to contest. Some testers even do this on purpose to keep those using these files on their toes. Just like SCP files, keep your pre-fill files up to date. And never, ever assume the information contained therein is correct.



The "Super Check Partial" feature available in most contest logging programs will help, if noise or QRM are making it difficult to copy the full call.

#6 – Use Multiple Copy Windows on RTTY

What's unique about RTTY is that you, the operator, are not doing the copying. You're depending on your RTTY software to get it right. A burst of noise or QRM can easily change one letter or number to another. Sometimes, the busted call still looks reasonable. Most seasoned RTTY testers will use multiple receiving windows. If you suspect the call or exchange date might not be right, check the other receiving windows. The more receive windows you use (each with different decoding methods), the more confident you can be of what that weak signal is printing. In a major RTTY contest, I use separate receive windows with one using the standard MMTTY decoder and the other



using the Two-Tone decoder. In addition, I have the RTTY decoder display enabled on my ICOM 7600. Most of the time, all three decoders show the same printout. With a marginal signal, I have found that Two-Tone decoding is the most accurate, followed by the ICOM 7600 built-in display.



Modern radios that can print RTTY sometimes do a better job than RTTY Contesting Software in printing calls under tough conditions.

#7 – Be Careful with SO2R (Single Operator – Two Radios)

I'm convinced that a significant number of the errors I make in logging are caused by occasional klutziness with SO2R. To some extent, I could group SO2R with "distractions," discussed above. There is no doubt that operating SO2R adds more QSOs to your score, as compared to operating with a single radio. In most cases, you can run off a crisp QSO on the second radio, and not miss a beat on the run radio. But, if you have to do a fill, or one of the two guys you are working is weak, or you accidentally have the focus on the wrong radio, it's very easy to make a mistake. I have even wiped out a valid QSO working a guy on the second radio. All I can say is practice, practice, practice to reduce possible copying errors. Having good bandpass filters to reduce hash is always an important factor. Finally, I keep my CW sidetone (or SSB monitor) as low as possible, so you are not hearing useless QRM in one ear while trying to copy on the second radio.

#8 – Work Dupes

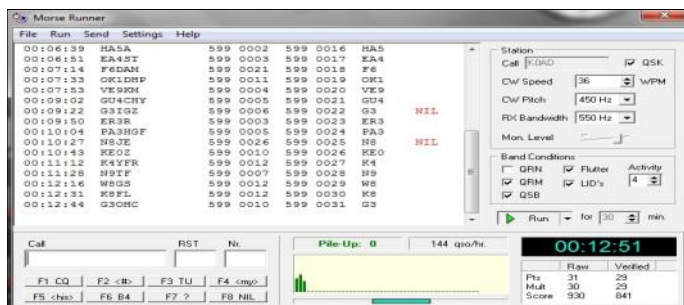
Most seasoned contesters realize the best thing to do when a dupe calls you is to simply work the guy. It takes time and breaks your rhythm when you tell him he is a dupe, especially if the station challenges that assertion. More importantly, the guy may have logged you earlier with the wrong callsign. You certainly want to get in his log with the right call. Also, there is no penalty for having the guy in your log twice. Work him again and go on!

#9 – Be Comfortable

Many contesters' accuracy takes a hit when they get tired. Again, this is a topic that could spawn a whole article. You're going to be sitting in that chair for a long time. Make sure it's comfortable. Your chair, your sight lines, your shack's lighting, your reach distances, what you're wearing, how comfortable your headset is and what you are snacking on can all add to your fatigue. I've found that I'm more prone to make a mistake when I'm tired, and the contest has slowed down.

#10 - Study Your Log Checking Report

Finally, take a look at your Log Checking Report (LCR). If nothing else, it's a good benchmark to see how you are doing with logging accuracy. If your overall error rate is heading down, you're making progress with your logging accuracy. If it's edging up, you would be advised to be a little more careful with your copying and entering. While looking at my LCRs, I have seen some things that were clearly just typos. In one ARRL DX contest, I had a tendency to enter the power as 100 when it was something like 200, 300 or even 500. I suspect these might have been situations where there was a lot of QRM, and I just assumed 100, after trying to get the power several times. It's not the best practice, but it happens. If you are really ambitious, you might even consider going back to correct the information in your Call History files, so the next time you use them, they will not perpetuate the wrong data. Again, remember, stations may change their information from contest to contest.



Contest simulators like MorseRunner can help you practice copying calls and exchanges under surprisingly realistic contest conditions.

So that's my "Top Ten List" of ways to increase the accuracy of your logs during contesting. Hopefully, some of the ideas above will reduce your contesting error rate. See you in the pileups!


AI, KØAD



Steve Towle WØHT

My love of radio dates back to junior high school in Davenport Iowa. I discovered radio as a shortwave listener, using my father's Motorola console radio. I spent hours listening to the HF frequencies to hear a new station or country.

Soon, I transitioned to amateur radio, with lots of help from John, **KØOAM** and John, **KØHLB**. In January, 1959, while in the 10th grade, I received my novice class call, **KNØSVW**.



My parents supported my radio fascination by gifting me a new Hallicrafters S-85. My first transmitter was a Heathkit DX 40, with a Dow Key relay and a dipole. My first QSO was on 40 CW with **KN8QEX** from Kalamazoo, Michigan. What a thrill! I soon built a 15 meter 2-element beam out of 2x4s and electrical conduit, which was described in QST. It was up about 25 feet, and was rotated by ropes.

As some of you will remember, the bands were hot in those days (Cycle 19, 1956-1958). I was bitten by the DX bug one evening on 15 meters CW, when I worked, **HKØAI** from San Andres Island, while still a novice. In 1960, I upgraded to General Class. Soon thereafter, I built a Heathkit DX-100, and upgraded to a tower and Mosley tribander.

My early contesting was mainly limited to Field Days. We were able to win first place from Iowa on one occasion. I recall one year, when we built a CQ calling machine, driven by an Erector Set motor, pulling 16mm movie film with dits and dot slots cut in it, past a microswitch. Now that was high-tech!

The most exciting early contesting memory was late one June night, operating Field Day on a bluff overlooking the Mississippi River, when a group of horses spooked and stampeded between our antennas and operating table, quickly pulling down the antennas, pulling our RME 4350 and Heathkit Apache to the ground and ripping off the coax runs! Our Field Day effort ended at about 2 am.

It's interesting that my early enthusiasm was in CW, contesting and DXing, and that these remain my main radio pursuits today.

With graduation from high school in 1961, I was off to the University of Iowa as a pre-med student. There, my operating was mainly at **WØIO**, the university radio station. After graduation, I was accepted into medical school at the University of Iowa. My radio operation was limited to occasional time at the home QTH. I spent some of my senior year



in Ethiopia at a mission hospital, and operated as **ET3AA**.

Following medical school graduation, I completed a one-year surgical internship at Chicago's Cook County Hospital. Workdays were long, and there was no time for radio.

Upon completion of the internship, I entered the U.S. Air Force as a flight surgeon, and was sent to Yokota Air Force Base near Tokyo, Japan for nearly 4 years. This was just after the Tet Offensive in Viet Nam, and we treated wounded GIs being airlifted stateside.

In July, 1970, I received the call **KA2AS** under the Status of Forces Agreement. My equipment consisted of various Yaesu and Icom radios and amplifiers. My tower was homemade, and sported a Hy-Gain tribander at 60 feet.

It was during these years that my participation in DXpeditions commenced. In 1971 and 1972, we activated **KA1DX** from Minami Torishima (formerly, Marcus Island) and **KA1CQ** from Ogasawara (Iwo Jima). I was occasionally sent on temporary duty to South Korea, where I operated as **HL9TS**. In my travels around the Pacific, I was fortunate to operate from Wake Island, Canton Island, New Zealand, Hawaii and American Samoa.



After my stint in the Air Force, I entered a three-year, post-doctorate radiology residency training program back in Iowa City, where I was a charter member in the Eastern Iowa DX Association. My operating was mainly DXing and contesting from home. Part of my training was in Scotland and England, where I operated as **G5BJI**, **G15BJI**, **GW5BJI** and **GM5BJI** from a VW camper, using a Collins KWM2 and various whips.

In 1976, we moved to Duluth, where I entered practice with a radiology group. I was able to operate more, and upgraded to Extra Class. Here my interest in antennas peaked, and I erected KLM monobanders on multiple towers. I also experimented with various wire arrays, such as ZL specials, Zepps, etc. My op-

erating remained mostly CW DXing and contesting. However, it was during this period that I started playing with digital modes, mostly RTTY. My DX totals then exceeded 300, and I picked up my vanity call, **WØHT**.

In 1981, I was part of a 4-man DXpedition, where we traveled 1600 miles across the Pacific in a 50-foot ketch-rigged sailboat to activate **ZK1AM** from Penrhyn Atoll in the North Cook Islands. The extra-radio activities, besides the sailing, included diving with the Penrhyn pearl divers in the Penrhyn Lagoon.

A bit about my family: My then wife and I had 2 sons: Chad and Craig. We lived on the French River near Lake Superior, north of Duluth. Boy Scouting was a chief family interest, and I was a scoutmaster for about 15 years. We also were active in fishing, hunting, photography and travel.

As my medical career drew to a close, my wife Pam and I moved to our current home on the south shore of Lake Vermilion, equidistant from Duluth and International Falls.

My current station includes: An Icom 7800 and Acom 2000; K3 and KPA-500. Antennas are: 204BA, 2-el on 40 at 110 ft, 4-el SteppIR at 100 ft, 3-el SteppIR at 60 ft, elevated verticals for 30, 80, and 160 and an 8-el low band receive array.



My last DXpedition occurred in 2001, when several of us joined Glenn, **WØGJ** in Bhutan, where my call was **A52ST**.

I celebrated 50 years in ham radio in January, 2009. My oldest son Chad, from St. Paul, surprised me by achieving his general and extra class permits, and I didn't know he had any interest in amateur radio! He is now **NTØL**.



My son Chad, **NTØL**

I am a life member of the ARRL and charter member of our Lake Vermilion DX Assoc. Honor Roll, 9-band DXCC and DXCC QRP help adorn the shack walls. I have yet to earn 5-band WAZ, as I still need SE Asia, Zone 26 on 80m.

My current totals are: DXCC 348/336, Challenge-2155, RTTY-268, 160m-162, 80m-206, 40m-207, 30m-195, 20m-324, 17m-276, 12m-208, 10m-228 and 6m-10.

I need 4 more to have Top of the Honor Roll. They are: Bouvet, Tromelin, Eritrea, and Crozet. Wonder if I'll live long enough to make it?

I have been fortunate enough to have operated from all continents, except Antarctica. Spots that I have operated from include: 5Z4, A5, DL, E5 (N & S), EI, ET, G, GI, GM, GW, HC, HL, JA (KA), both JD1s, KH6, KH8, SM and ZL.

I have had many memorable QSOs, but two of the best come to mind:

When operating from N. Cook as **ZK1AM**, I had the pileup standby, while I listened for my Dad, **KAØCIO**, a brand new novice, and we worked on 15 CW.

Recently, during the amazing **KØIR**-led DXpedi-

tion to Amsterdam, a couple minutes before local dawn, I heard **FT5ZM** come out of the noise and nabbed them on 160 CW. Within 5 minutes, they vanished into the noise. It doesn't get any better!

What a great trip I've experienced with Ham Radio. I can't imagine a better hobby. I do have other hobbies, the chief one being flying. I have been a private pilot since 1969, and am float-rated and instrument-rated. I've owned aircraft of various types since 1981, and have accumulated between 2000 and 2500 flight hours.

To show you just how crazy I am, I'm currently building a two-place, high wing all-aluminum aircraft in our hangar at the Cook airport. It's a Zenith 750 Cruiser, and I am about half finished. So, my main decision each day is whether to play radio or go to the airport.




By the way, if your travels bring you to the far north woods, I invite you to drop by.

Best 73 and the best DX!

Steve Towle, **WØHT**

218- 666-5848

towleski@gmail.com



TCDXA Welcomes Our New Members

Dan Dantzler, WØJMP Burnsville, MN



Tom Delano, W1CC Duxbury, MA



Bob Severson, WØTLX Ames, IA



DXers Have a Choice!



The Daily DX - is a text DX bulletin that can be sent via email to your home or office Monday through Friday, and includes DX news, IOTA news, QSN reports, QSL information, a DX Calendar, propagation forecast and much, much more. With a subscription to The Daily DX, you will also receive DX news flashes and other interesting DX tidbits. *Subscriptions are \$49.00 for one year or \$28.00 for 6 mos.*

The Weekly DX - is a product of The Daily DX that can be sent weekly to your home or office via email in the form of a PDF (portable document format). It includes DX news, IOTA news, QSN reports, QSL information, a DX Calendar, propagation forecast and graphics. *Subscriptions are \$27.00 for one year.*

Get two weeks of The Daily DX or a sample of The Weekly DX free by sending a request to bernie@dailydx.com, or at <http://www.dailydx.com/trial.htm>.



TCDXA Treasury Report

June 16, 2014

For FY 2014: September, 2013 to August, 2014

Income:

Carryover from FY 2013	\$3,730.29
2014 dues and donations	4,689.18
Door prize ticket sales	583.00
Donations (estates, wills, etc.)	800.00
Total YTD income	\$9,802.47

Expenses YTD:

Bank service fees	(\$0.00)
Website	(0.00)
Office supplies, guest dinners and misc.	(426.22)
Flowers (SK and hospital)	(76.76)
Holiday Party 2013	(345.04)
ARRL Spectrum Defense Fund	(100.00)
NCDXF Donation	(250.00)
MWA Plaque	(75.00)
DXpedition Donation, XRØZR	(250.00)
DXpedition Donation, 3W2DK	(200.00)
DXpedition Donation, FT5ZM	(1000.00)
DXpedition Donation, FT4TA	(500.00)
DXpedition Donation, VK9MT	(250.00)
DXpedition Donation, #6	(0.00)
DXpedition Donation, #7	(0.00)
DXpedition donation, #8	(0.00)
Total YTD expenses	(\$3,473.02)

Current Checking Balance	\$6,185.15
PayPal balance	48.30
Cash on hand	96.00
Total current funds	\$6,329.45



Gary Grivna KØGX

ELECTRONIX SERVICING

Amateur Radio Repair all Brands

Computer Sales-Repairs-Upgrades

Audio-Video-Electronic Repair

6028 Candlewood Drive
Brooklyn Park, MN. 55443-2019

763-561-2836
grivn001@umn.edu





TWIN CITY DX ASSOCIATION (TCDXA)

CLUB FACT SHEET

Who We Are:

The Twin City DX Association (TCDXA) is a 501(c) (3) non-profit amateur radio organization, whose members have an interest in DXing and in supporting the club mission: Dollars for DX. Bylaws and Articles of Incorporation govern the club's operation.

Club Mission:

The club mission supports major DXpeditions with financial donations. The source of operating income for this activity is an annual contribution (dues) of \$25 from each member.

DX Donation Policy:

The policy supports major DXpeditions that meet our requirements for financial sponsorship. All requests must be approved by the Board of Directors. Final approval is by vote of the full membership. Over fifty DXpeditions have been sponsored since 1997. Details are available on the website at: <http://www.tcdxa.org/sponsoredexpeditions.html#MenuBar1>.

Club History:

The club was formed in the early 70s by a small group of DXers from the Twin Cities area. Over the years, the club has changed; most notably by opening its doors to anyone interested in DXing - from the casual to the very serious operator. Our membership now resides in numerous states and several countries, and numbers 157.

Requirements for Membership

We welcome all hams who have an interest in DXing and hold a valid FCC Amateur Radio License. It doesn't matter whether you're a newcomer, or an oldtimer to DXing; everyone's welcome!

Meetings:

The club meets on the third Monday of each month (except July & August) at PUB 42 Restaurant in New Hope. Members gather early in the bar for Happy Hour, and move into a private room at 5:00pm for dinner and a short business agenda, followed by a program. If you enjoy a night out on the town with friends, you'll enjoy this get together. Meeting attendance is NOT a requirement for membership.

Club Officers:

Four officers, plus one additional member make up the Board of Directors; currently: President Michael Sigelman, **KØBUD**; Vice President Tom Lutz, **WØZR**; Secretary-Treasurer Pat Cain, **KØPC**; DXpedition Funding Manager Ron Dohmen, **NØAT** and Director Jim Junkert, **KØJUH**.

Website:

We maintain a website at www.TCDXA.org that provides information about a variety of subjects related to the club and DXing. The site is maintained by our webmaster Pat Cain, **KØPC**.

Newsletter:

The **GrayLine Report** is the club newsletter, which is published on a quarterly basis. We're proud of the fact 99% of the content is "homegrown" – written by our members. Past issues are on the website at <http://www.tcdxa.org/newsletter.html>.

How to Become a Member:

An application for membership can be completed and submitted online, or printed and mailed in. (See <http://www.tcdxa.org/Application.html>) Contributions can be made by check or via the PayPal link on the homepage at www.TCDXA.org.

Visit us at a Meeting:

You are most welcome to attend a meeting, and look us over, before joining. Meetings are held at the PUB 42 Restaurant at 7600 Avenue North in New Hope (<http://pub42.com/>). Join us for happy hour at 4:00pm with dinner at 5:30pm, followed by the meeting at 6:30pm.



VKØIR
ZL9CI
A52A
T33C
3B9C
TX9
CP6CW
3YØX
K7C
5A7A
VU4AN
VU7RG
VK9DWX

K5D
VK9DWX
FT5GA
3D2ØCR
E4X
CYØ/NØTG
VP8ORK
VU4PB
STØR
3D2C
3CØE
TT8TT
9M4SLL



AHØ/NØAT
5X8C
K9W
XRØZR

3W2DK
FT4TA
VK9MT
VK9DLX

K4M
TX3A
KMØO/9M6
YS4U
YI9PSE
ZL8X
4W6A
T32C
HKØNA
7Ø6T
NH8S
PTØS
FT5ZM

XU7MWA
S21EA
J2ØRR
J2ØMM
BS7H
N8S
3B7SP
3B7C
5JØA
VP6DX
TX5C
9XØR
9U4U

TCDXA DX DONATION POLICY

The mission of TCDXA is to support DXing and major DXpeditions by providing funding. Annual contributions (dues) from members are the major source of funding.

A funding request from the organizers of a planned DXpedition should be directed to the DX Donation Manager, Ron, NØAT, TCDXA@n0at.net. He and the TCDXA Board of Directors will judge how well the DXpedition plans meet key considerations (see below).

If the Board of Directors deems the DXpedition to be worthy of support, a recommended funding amount is presented to the membership for their vote. If approved, the TCDXA Treasurer will process the funding..

Key Considerations for a DXpedition Funding Request

DXpedition destination
Ranking on *Most Wanted Survey*
Most wanted ranking by TCDXA Members
Logistics and transportation costs
Number of operators and their credentials
Number of stations on the air
Bands, modes and duration of operation
Equipment: antennas, radios, amps, etc.
Stateside and/or foreign QSL manager

Website with logos of club sponsors
QSLs with logos of club sponsors
Online logs and pilot stations
Up front cost to each operator
Support by NCDXF & other clubs
LoTW log submissions
Previous operations by same group
Valid license and DXCC approval
Donation address: USA and/or foreign

To join TCDXA, go to <http://tcdxa.org/>.

