

All MSU-promoted volunteer opportunities can now be found on GiveGab, the social network for volunteers!

All members of the MSU Community (students, alumni, faculty and staff) are encouraged to make an account, browse through all of the amazing ways to serve, and log their hours on GiveGab.

Here you'll find everything you need to know about signing up and getting started.



**Please do not save a copy of these instructions for yourself or distribute them to others. As with all websites GiveGab is constantly improving its tools to better serve the user. Always access these instructions directly from [servicelearning.msu.edu](https://servicelearning.msu.edu) in order to view the most up-to-date information.**

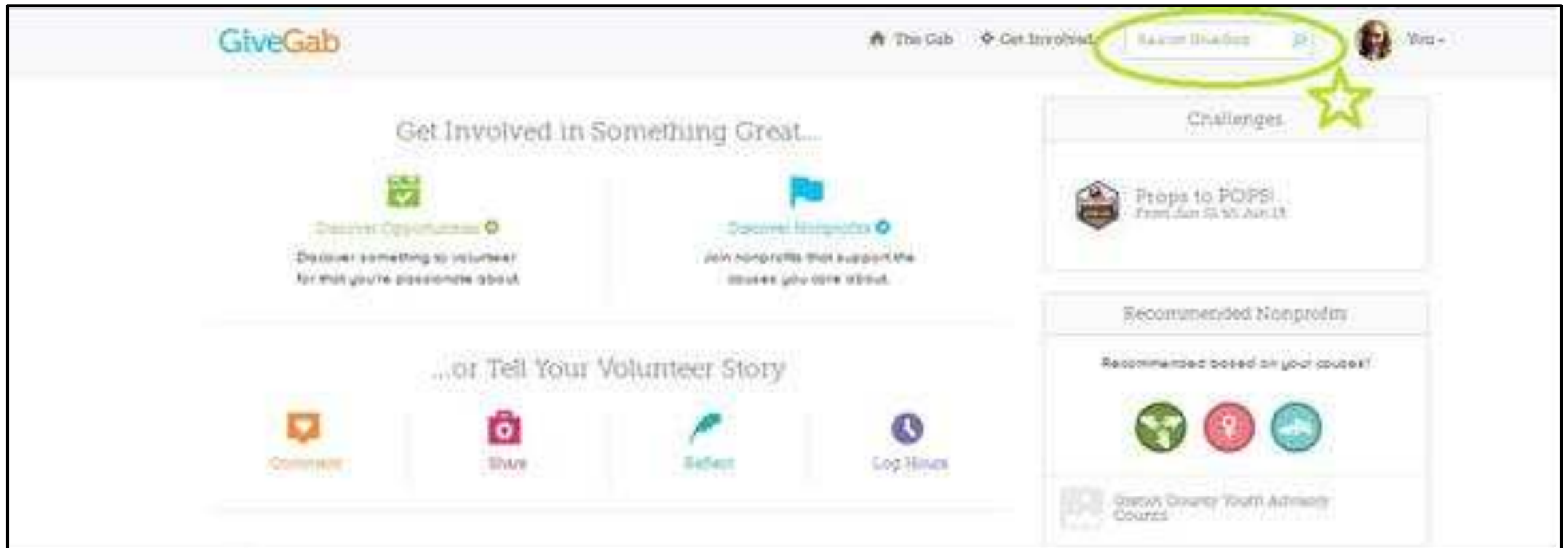
**1. Create a free account at [givegab.com](https://givegab.com).** If you use Internet Explorer, you must use version 10 or higher.



The account creation process takes just a few minutes, and helps match your interests with relevant volunteer opportunities.

2. This is your dashboard - you'll see it every time you log in. Take a few moments to look around – there are links here to many site functions and a wall where you can see inspiring posts from volunteers around the country.

**Use the search bar at the top to find Michigan State University.**



### 3. Click the orange “Join Us” button to become a member of the MSU community.



Take a few moments to explore this page. Here you'll find Volunteer Opportunities posted by MSU (watch out for Days of Service here!) and our awesome Community Partners. Here, opportunities are listed in chronological order, with the newest opportunities on top.

Once you scroll past the Community Partner opportunities, you'll see a wall that the MSU community can use to communicate. Keep an eye out for posts from the Center for Service-Learning and Civic Engagement team about featured opportunities! Also feel free to share stories and photos from your service here.


4. After exploring, scroll back up to the top of MSU's page and click on the "What's Your 110?" opportunity.



The "What's Your 110?" Challenge is a yearlong Spartan service challenge related to MSU's Project 60/50. The Challenge encourages students to serve 110 hours before MLK Day January 2015 in order to honor the civil rights anniversaries we celebrate this year. It's a non-binding commitment, and those who participate will receive encouragement and recognition along the way. If you're already serving, why not count your hours toward a goal?






5. Click the orange “Sign Up” button. Then, follow this link: [givegab.com/challenges](https://givegab.com/challenges)



The Gab Discover Search GiveGab You =


## What's Your 110? A yearlong Spartan service challenge

Hosted by Michigan State University






 Tweet  Share




Date

Ongoing Opportunity



Location

East Lansing, Michigan 48824



Contact


Tina Houghton  
thought17@msu.edu

### About What's Your 110? A yearlong Spartan service challenge

Join MSU's GiveGab Community, where students, faculty, staff, and community partners connect and do GOOD together! If you are looking for MSU volunteers or if you are a member of the MSU community who wishes to volunteer, the 110 Challenge is for you.

Join MSU's celebration of the legacy of Martin Luther King Jr and Project 60/50: A commemoration of the 60th anniversary of the Supreme Court decision in Brown vs. Topeka Board of Education and the 50th anniversary of the passage and signing into law of the Civil Rights Act by taking the 110 Yearlong Spartan Service Challenge and serving an hour of service for every anniversary year (60+50=110).

#### Location



6. Click the gray “Bring It On” button. Then click the GiveGab icon in the upper left corner to get back to your dashboard! Your sign-up process is complete.

The screenshot shows the GiveGab Challenges page. At the top left, the GiveGab logo is circled in green with a green star next to it. The page title is "GiveGab Challenges". Below it, a section titled "Join a challenge and stay on top of your volunteer game" explains that challenges are stimulating experiences for engaging with the community and earning badges. To the right, a box titled "How? It's simple." lists three steps: 1. Join a challenge, 2. Complete the steps, and 3. Earn a cool badge! Below this, the "Current Challenges" section shows 3157 current competitors. The main challenge featured is the "SPARTAN SERVICE 2014" challenge, which includes a green circular logo with a Spartan helmet. To the right of the logo, the text "WHAT'S YOUR 110?" is followed by the dates "JANUARY 27, 2014 - JANUARY 16, 2015". The description states that Michigan State University and GiveGab want to know "What's Your 110?" and invites everyone to volunteer 110 hours over the next year. At the bottom left of the challenge card, there is a green star and a button labeled "TAKE THIS CHALLENGE". Below that is a gray button labeled "BRING IT ON", which is circled in green.

GiveGab

The Gab Get Involved Search GiveGab You

## GiveGab Challenges


Join a challenge and stay on top of your volunteer game.

GiveGab Challenges are stimulating experiences that allow you to engage with your community civically and earn badges. Some will be right up your alley, while others may require you to develop skills that will prove useful in other areas of your life.

**Current Challenges**  
3157 Current Competitors

How? It's simple.

- 1 Join a challenge.
- 2 Complete the steps.
- 3 Earn a cool badge!



**SPARTAN SERVICE**  
2014

WHAT'S YOUR 110?  
JANUARY 27, 2014 - JANUARY 16, 2015

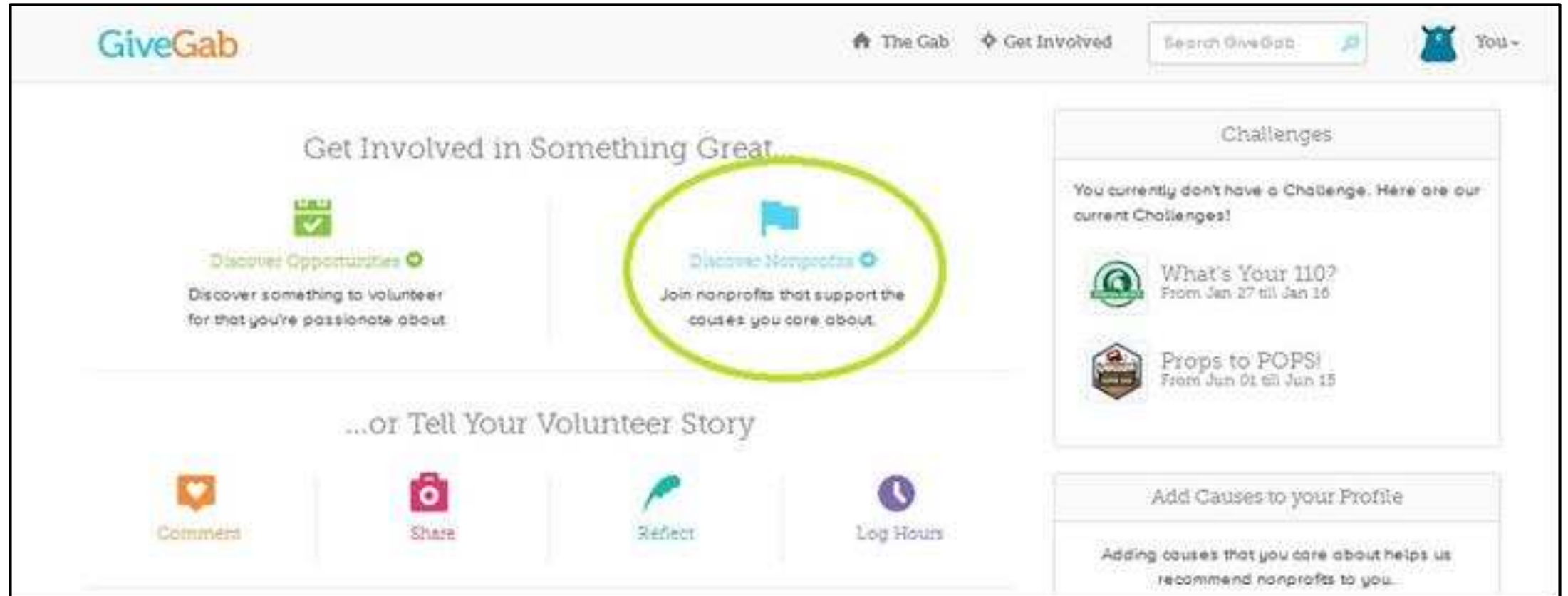
Michigan State University and GiveGab want to know "What's Your 110?" Join MSU's yearlong Spartan Service Challenge where students, faculty, staff, and community partners are connecting to do GOOD together! To inspire a culture of giving, MSU is inviting everyone to volunteer 110 hours over the next year and to share your stories here on GiveGab. By joining, you accept the challenge and dedicate yourself to completing 110 volunteer hours by January 16, 2015. You will receive the "110 Challenge" badge when log your first hour of service.

TAKE THIS CHALLENGE

BRING IT ON

7. Now it's time to get started using the site. You've already learned how to view volunteer opportunities chronologically on the Michigan State University page.


**Click on “Discover Nonprofits” to view volunteer opportunities by location and Cause.**





Type in your Zip Code and filter by Causes that interest you! Click on nonprofits to view their volunteer opportunities and sign up from there. **Read opportunity descriptions carefully and keep an eye out for MSU Student Specific Instructions!**

Opportunities are not limited to the East Lansing area. If you are home for the summer, away on vacation or graduating and moving to a new city, type in your new zip code and serve wherever you are!



## Nonprofits

Search for a Nonprofit by using the search filters below. You can search by location or by causes they support!

Search for Opportunities

Name

Location (e.g. city/state)

5 mi

Sort by:

☒ Distance


☐ Name

[Filter by Cause](#)

**FIND**

Displaying Nonprofits within a 5 mile radius of 48825


Showing 10 out of 666



**Community Relations Coalition**


We All Live Here

0 mi.



**MSU High School Equivalency Program**

0 mi.



**East Lansing Community Relations Coalition**

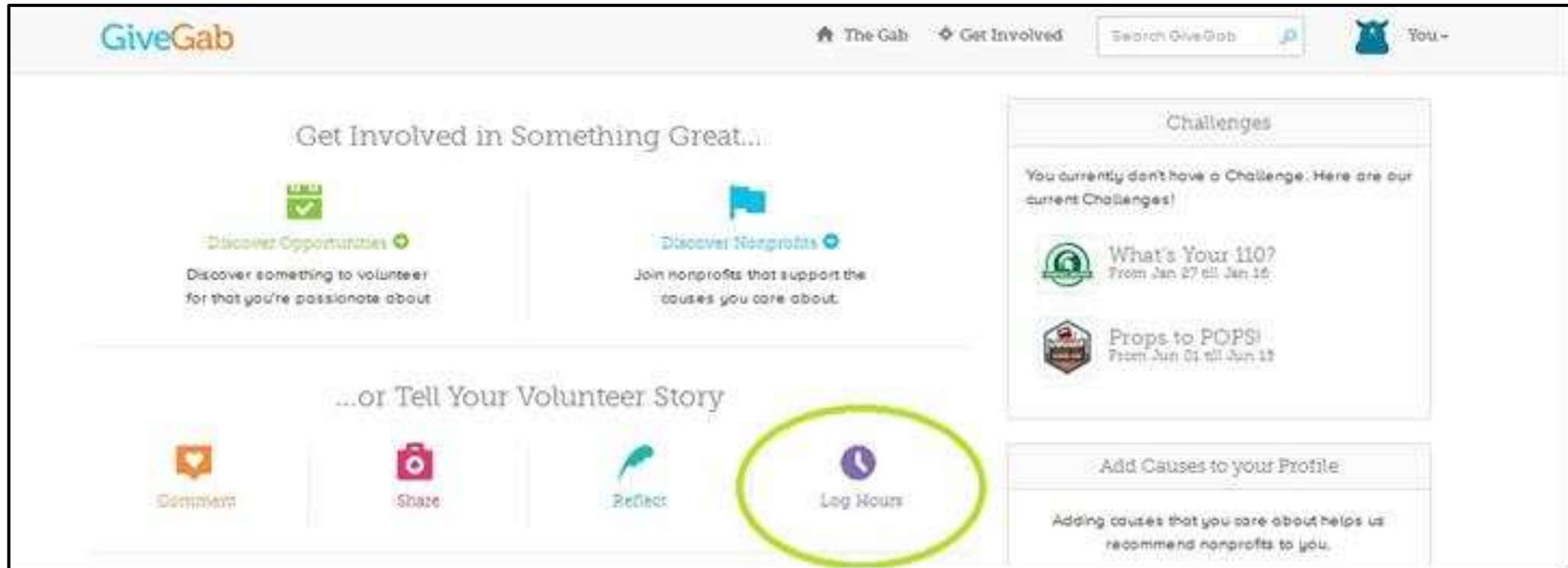
Fostering cooperation and communication in the East Lansing community. We all live here.

0 mi. ★ Volunteer Opportunities

8. Opportunities in GiveGab range from one-time Events to Programs that continue indefinitely. We hope that you find opportunities that suit you and you're able to get started serving soon!

Every time you serve, you should log your hours. This helps achieve your service challenges and gives the CSLCE the information we need to provide you with Records of Service.

**Back on the GiveGab dashboard, click on the purple “Log Hours” button. Fill out the pop-up box that appears.**



9. You may have noticed that in the Log Hours box, you had an option to select a group that your hours fill requirements for. GiveGab is a great place for student groups, including RSOs and Greek organizations, to keep track of their volunteer hours.

**Use the search bar to see if your groups are already on GiveGab. If they are, join them! If they're not, contact us for help setting up your group profile.**



**10. If you use a phone with an iOS operating system, find GiveGab in the App Store and download for free.** If you don't have an iPhone you can still use the mobile site – it functions as well as the app. An Android app is coming soon; watch here for updates!



The MSU Center for Service-Learning and Civic Engagement seeks to facilitate service and strengthen connections between MSU and the surrounding community.

If you have any questions about GiveGab or would like help finding the service opportunity that's right for you or your group, call us and ask to speak with a co-curricular program advisor!

**517-353-4400**

We also provide:

- Academic Service-Learning Placements
- Hospital and Pre-Professional Service Placements
- Records of Service
- Transportation Assistance
- Clearance Support

See [servicelearning.msu.edu](http://servicelearning.msu.edu) for more information!

Find us on Facebook: MSUServiceLearning

Twitter: @MSUServiceLearning