




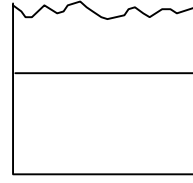
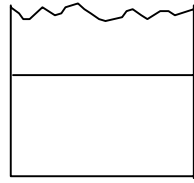
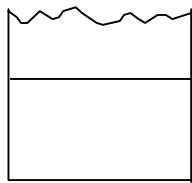
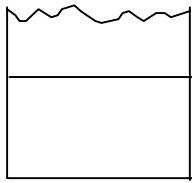
Colorado Jrs Volleyball Club

Date _____ Day _____

Time _____

Purpose

Drill Design

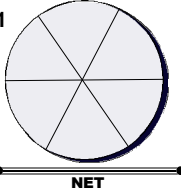


Colorado Juniors Volleyball

Opponent Rotation Notes and Analysis

Team _____
 Offense/Def _____
 Other _____

R1



NET

Rotation 1 Notes

Servers _____

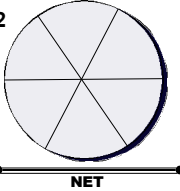
Passers _____

Attackers _____

Rot. 1 Notes _____

Playsets _____

R2



NET

Rotation 2 Notes

Servers _____

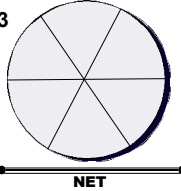
Passers _____

Attackers _____

Rot. 2 Notes _____

Playsets _____

R3



NET

Rotation 3 Notes

Servers _____

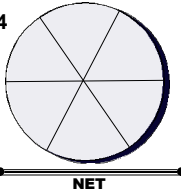
Passers _____

Attackers _____

Rot. 3 Notes _____

Playsets _____

R4



NET

Rotation 4 Notes

Servers _____

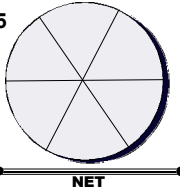
Passers _____

Attackers _____

Rot. 4 Notes _____

Playsets _____

R5



NET

Rotation 5 Notes

Servers _____

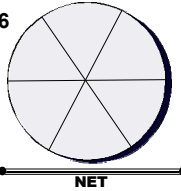
Passers _____

Attackers _____

Rot. 5 Notes _____

Playsets _____

R6



NET

Rotation 6 Notes

Servers _____

Passers _____

Attackers _____

Rot. 6 Notes _____

Playsets _____

SCOUTING FORM


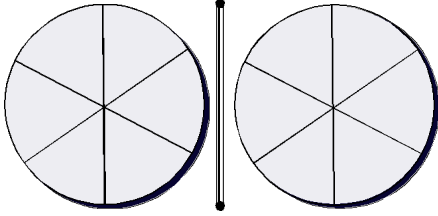
6 Court

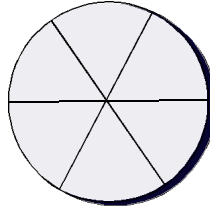
Date: _____

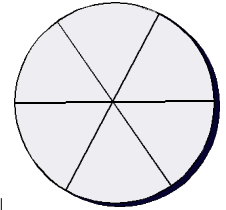
Team: _____

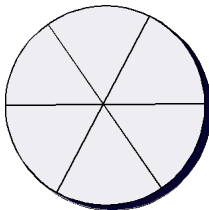
Place: _____

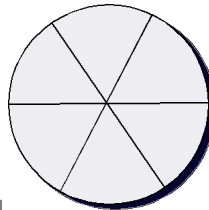
Notes: _____














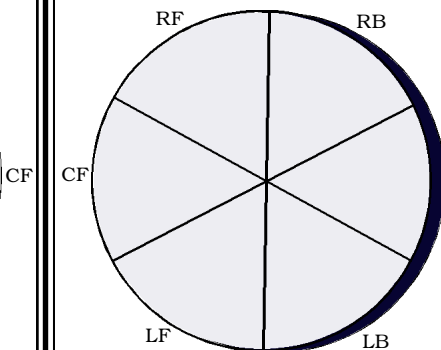
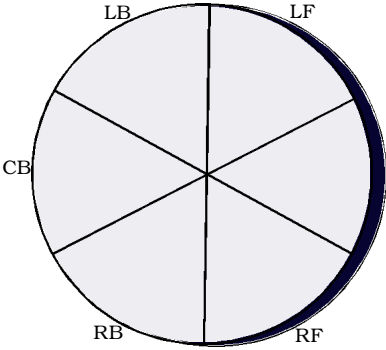
STARTING LINE-UP

and 6 Court Chart

Date: _____

Place: _____

SUBS
▶
▶
▶
▶
▶
▶
▶



SUBS
▶
▶
▶
▶
▶
▶
▶

Libero: ▶ _____
▶ _____

Time-outs	
1	2

Time-outs	
1	2

Libero: ▶ _____
▶ _____

NET

Team _____

Team _____

Team Subs: 1, 2, 3, 4, 5, 6, 7, 8, 9, 10, 11, 12, 13, 14, 15

Team Subs: 1, 2, 3, 4, 5, 6, 7, 8, 9, 10, 11, 12, 13, 14, 15

1.

Notes:

2.

Notes:

3.

Notes:

4.

Notes:

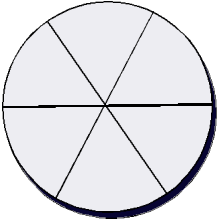




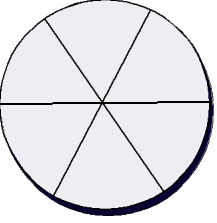




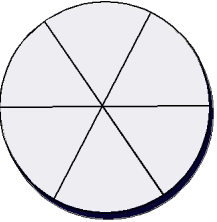


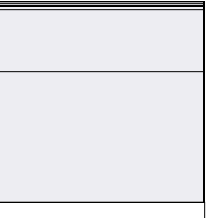

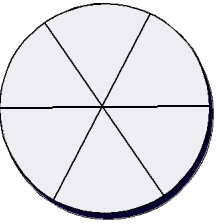




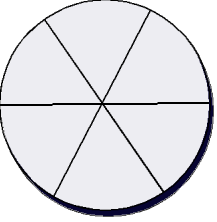




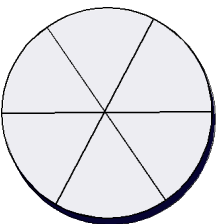




5.

Notes:

6.

Notes:

Colorado Juniors SR formations

Serve/Receive Formation Worksheet

Rotation 1		
OP	M2	L1
L2	M1	S

Rotation 2		
L2	OP	M2
M1	S	L1

Rotation 3		
M1	L2	OP
S	L1	M2

Rotation 4		
S	M1	L2
L1	M2	OP

Rotation 5		
L1	S	M1
M2	OP	L2

Rotation 6		
M2	L1	S
OP	L2	M1

Rotation 1

	Play Set	Player	K-O-E
1			
2			
3			
4			
5			
6			
7			
8			
9			
10			
11			
12			
13			
14			
15			
16			
17			

Attacking Statistics by Rotation

Date: _____ Opponent: _____
 Place: _____ Game: _____
 Final Score: _____ Statistician: _____
 Game Scores: _____

Rotation 4

	Play Set	Player	K-O-E
1			
2			
3			
4			
5			
6			
7			
8			
9			
10			
11			
12			
13			
14			
15			
16			
17			

Rotation 2

	Play Set	Player	K-O-E
1			
2			
3			
4			
5			
6			
7			
8			
9			
10			
11			
12			
13			
14			
15			
16			
17			

Players Set

Plyr	Total K	% K

Rotation 5

	Play Set	Player	K-O-E
1			
2			
3			
4			
5			
6			
7			
8			
9			
10			
11			
12			
13			
14			
15			
16			
17			

Set Distribution

Set	Total	% K

Rotation 3

	Play Set	Player	K-O-E
1			
2			
3			
4			
5			
6			
7			
8			
9			
10			
11			
12			
13			
14			
15			
16			
17			

Rotation 6

	Play Set	Player	K-O-E
1			
2			
3			
4			
5			
6			
7			
8			
9			
10			
11			
12			
13			
14			
15			
16			
17			

Game Totals

Game	K/ Att.	% K
1		
2		
3		
4		
5		
Total		