


































Ontario NOVEMBER Early Learning Calendar

SUNDAY	MONDAY	TUESDAY	WEDNESDAY	THURSDAY	FRIDAY	SATURDAY
<p>1 Make up a set of pictures to show me what my routine looks like each day (e.g., a picture of breakfast, then washing up, then teeth, then getting dressed etc).</p> 	<p>2 Let's start a "Helping Jar" & save money for children who really need it!</p> 	<p>3 Help me memorize my telephone number & address.</p> 	<p>4 Let's practice saying nursery rhymes! If I am just learning to talk, let ME fill in the LAST word.</p> 	<p>5 If I'm just learning how to talk, talk about what is right in front of me (e.g., the play dough). If I am using sentences, talk about the past/future (e.g., what we did yesterday).</p> 	<p>6 Let's make a sign for my bedroom door!</p> 	<p>7 Pretend with me!! A good imagination starts with pretend play!</p> 
<p>8 Let's do a puzzle together! I LOVE it when you play with me!</p> 	<p>9 When YOU make your OWN picture, I will want to copy you!!</p> 	<p>10 Let's get some foam soap or bathtub crayons & scribble!</p> 	<p>11 Make getting dressed easier for me by pretending that my zipper is a choo-choo train! Let me zip it!</p> 	<p>12 Type out what I tell you about my day!!</p> 	<p>13 Tell me when you see me being respectful today (e.g., "I like the way that you respect your books by putting them back on the shelf, and/or by turning the pages so carefully :)."</p> 	<p>14 Let's bake today! Let me read the numbers on the recipe!</p> 
<p>15 Let's bundle up warm & go for a fall walk in the woods!</p> 	<p>16 Visit the OEYC & play a NEW game with me. Help me learn to take turns.</p> 	<p>17 Practice making comments when playing with me, rather than always asking questions (e.g., Wow! That's a TALL tower!). Then WAIT to see if I say something back to you.</p> 	<p>18 Encourage me to help you with dinner tonight. I feel good after I've contributed.</p> 	<p>19 When reading aloud with me tonight, ask me some thoughtful questions ("What do you think will happen next?")</p> 	<p>20 After reading aloud tonight, go back through the book & ask me what happened first, next, and at the end. Help me retell the story using the pictures for help.</p> 	<p>21 Write down what I say about what happened to me! This is the best story!</p> 
<p>22 Let's go outside & play with BALLS today!</p> 	<p>23 Let's dance today!</p> 	<p>24 When someone asks me a question, give me LOTS of time to answer. Watch out! Are you answering FOR me? RESIST whispering the answer under your breath!</p> 	<p>25 To help me with my routines, play Simon Says (e.g. Simon Says, get out your pajamas, Simon Says, brush your teeth, etc...)</p> 	<p>26 Family Game Night!</p> 	<p>27 Help me be a good decision maker by giving me choices. Do I want to wear the blue pants, or the brown pants? Do I want peas for supper? Or carrots?</p> 	<p>28 Library Day! Did you know that kids' books have 50% more rare/unique words than the conversation of two university graduates?</p> 
<p>29 After inviting a friend over, play WITH us! Watch us for a while to see what we are interested in, and then JOIN IN! We will LOVE this!!</p> 	<p>30 Help me learn to dress myself!</p> 					

Go to www1.e3.ca, and click on *Early Literacy Specialist* (on the right) to find Infant, Toddler, and Pre-Schooler Literacy Booklets!