


Name _____

Date _____

Identify Angles - Matching Worksheet

Match the angles and lines to their names. Write the letter of the answer.

____ 1.



a. Straight

____ 2.



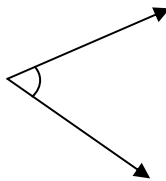
b. Parallel lines

____ 3.



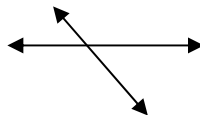
c. Acute angle

____ 4.




d. Perpendicular lines

____ 5.



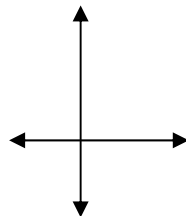
e. Right angle

____ 6.



f. Obtuse angle

____ 7.



g. Intersecting line

