

The Sanskaar Valley School

HOLIDAY ASSIGNMENT : Summer Vacation 2014

CLASS : 8

Subject	Work to be done	Resources	Adult	Approximate	Separate Guideline /Work Sheet Attached
		Required	Supervision	Time Required	
ENGLISH	1) Read any English Daily Newspaper during your summer vacation. Go through the articles in the newspaper and select any five of them which should be of five different dates. Cut it and paste it in a file and write a response . 2) Find extracts of stories or poems or another literary piece which can illustrate the given Figures of Speech. 3) Read a book or a novel. Write a review of the book/novel in not more than 250 words.	To be done in ONE project file divided into three parts. Internet[Under parental supervision],newspaper,Stationery,Illustrations	Yes	One hour per week	Yes
HINDI	[A] Write a PRASTAAV on any one of the given topics in 300 words. [B] Construct a small collection of grammer components named "VYAAKARAN MAALA".	To be done in One Project File .	Yes	One and half hour	Yes
MATHEMATICS	1) Making a booklet 2) Making a mathematics poster 3) Revision work in mathematics	A 4 size sheets, chart sheet, Printout of the activities, a folder for revision questions, colour pens and pencils	No	5 to 6 hours	Yes
SCIENCE (required to do ANY one topic as chosen by the student/ students)	WHEN I AM A TINKERER OF SCIENCE! Design your own experiment and feel like a scientist. Choose any topic related to physics/ chemistry/ biology/ interdisciplinary science and design an experiment using simple things around to explain laws, principles, phenomenons around us. Student/ Students (2 to 4 in a group) need to prepare a working model and a chart related to the model and would need to present it in the Budding Scientist contest after the school reopens and it would be evaluated based on criteria given in guideline sheet.	Chart paper, all stationary items for making the chart and for model as per students choice of experiment.	As per the choice of experiment	Total 8- 10 hours	Yes
SOCIAL STUDIES (required to do ANY one of the given topics)	History: Project on "Indo-Pak Relations"	Project File,Internet and relevant books	NO	One hour per week	Yes
	Geography: Country Report Organiser	Internet and other details are attached	Yes	One Hour per week	Yes

The work given for each subject will be assessed internally. Students must try and read books, newspapers etc. everyday. Also at least one classic and one other book from the booklist provided is to be read as part of the summer assignment. Tables must be revised also on a daily basis.

Submission Date : 20th June 2014

Coordinator

Academic Coordinator

HOLIDAY HOMEWORK: Class 8
Summer Vacation, 2014

SUBJECT :	English
------------------	----------------

Work Specification :	<ol style="list-style-type: none">1. Find such extracts of stories or poems or another literary piece which can illustrate the given Figures of Speech.2. Read an article from any of the English Daily Newspaper and write the summary and analysis of the article. [Any five]3. Read a book or a novel. Write a review of the book/novel in not more than 250 words.
-----------------------------	--


Instructions / Guidelines :	<p>I. <i>If variety is the spice of life, then figures of speech are the spice of language. Figures of speech, or figurative language, such as metaphor, simile, alliteration, and irony are ways of altering, arranging, or omitting sounds and words in such a manner that they can give language new meaning.</i></p> <p>Find such extracts of stories or poems or another literary piece which can illustrate the given Figures of Speech.</p> <ul style="list-style-type: none">(a) alliteration(b) pun(c) satire(d) irony(e) metaphor(f) simile(g) imagery(h) repetition(i) oxymoron(j) personification(k) paradox
------------------------------------	---

II. Read any English Daily Newspaper during your summer vacation. Go through the articles in the newspaper and select any five of them which should be of five different dates. Cut it and paste it in a file and write a response to the article that includes three components:

1. A summary of the article
2. An analysis of the article
3. A conclusion about how well the public was informed by the article according to you
4. Your response should be of at least 250 words each.

Book Review

General Guidelines for Students:



Book Review

The Book Review:

- Although a book review, like a book report, spends some time discussing the content of the book, its main purpose is not informational, but analytical and persuasive. The writer, in analysing the content, format, argument, and context within which the book was written, argues that the book is worth reading or not.

Preparing to Write the Book Review: Before you write the book review, you should make notes on the following areas:

▶ **The Author:**

- Background and qualifications
- Writing style

▶ **The Content:**

- Introduction/Conclusion

- Preface
- Chapter summaries
- Tables, Graphs, Figures, etc.

Structure of the Book Review: The following format can be used for the Book Review. (Note: you do not have to answer every question; these are only suggestions to guide your writing).

► **Introduction:**

A general description of the book: title, author, subject, and format. Here you can include details about who the author is and where he/she stands in this field of inquiry. You can also link the title to the subject to show how the title explains the subject matter.

- A brief summary of the purpose of the book and its general argument or theme. Include a statement about for whom the book is intended.
- Your opinion about the book: What is your opinion on the ideas of the book? Is it a suitable/appropriate piece of writing about the problem for the audience it has identified

► **Main Body**

Summary of the Content:

Write at least 3 – 4 sentences about the plot: (What was the story about? Who were the main characters? What did the main characters do in the story? Did the main characters run into problems or have any adventures? Who was your favourite character? Why?)

- What is the writer's style: simple/technical; persuasive/logical?

Evaluation of the Text:

This is the heart of your book review. You should discuss a variety of issues here:

- How clearly is the book written?
- Did the author achieve his/her goal? How did he/she do this or fall short?
- What are the author's most important points? List at least two examples of how the author proved or did not prove points he was trying to make.
- What possibilities does the book suggest for the reader?
- What did you like best about the book? What did you like least about the book?
- If you could change something in the book, what would it be?

► **Conclusion (Your recommendation)**

- Tie together any issues raised in the review
- Would you recommend this book to another person?
- What type of person would like this book?

Suggested Books:

	<ul style="list-style-type: none"> • <i>Alchemist</i> by Paulo Coelho • <i>Catcher in the Rye</i> by J.D. Salinger • <i>The Chicken Soup Series</i> by Jack Canfield and Mark Victor Hansen • <i>Kite Runner</i> by Khaled Hosseini • <i>The Test of My life</i> by Yuvraj Singh • <i>Pride and Prejudice</i> by Jane Austen • <i>To Kill a Mocking Bird</i> by Harper Lee • <i>The Diary of a Young Girl</i> by Anne Frank • The Harry Potter Series by J.K.Rowling • The Percy Jackson Series by Rick Riordan • John Mc Enroe’s ‘Serious’ • <i>Inkheart Trilogy</i> by Cornelia Funke • <i>The Shiva Trilogy</i> by Amish Tripathi • <i>Oliver Twist</i> by Charles Dickens • <i>Thank You Jeeves</i> by P.G. Wodehouse • <i>Lord of Flies</i> by William Golding
<p>Any Other Information</p>	<p>The work should be done in a systematic way with proper illustrations. The booklet should be made with the colored A4 size papers.</p>

HOLIDAY HOMEWORK : Class 8
Summer Vacation, 2014

SUBJECT :	Hindi
------------------	--------------

Work Specification :	{अ} दिये गए विषयों में से किसी एक पर 300 शब्दों में प्रस्ताव लिखिए। {10 अंक} {आ} व्याकरण माला का सृजन कीजिए। {10 अंक}
-----------------------------	--

Instructions / Guidelines :	<p>General Guidelines for Students:</p> <p>{अ} निम्नांकित विषयों में से <u>किसी एक</u> पर 300 शब्दों में प्रस्ताव लिखिए:-</p> <p>(१) आजकल छोटे बच्चों और बालिकाओं की सुरक्षा को लेकर माता-पिता बेहद चिंतित दिखाई देने लगे हैं। कारण, समाज में बालिकाओं के साथ बढ़ते दुराचार और धन की माँग को लेकर, होने वाले अपहरण। क्या यह केवल माता-पिता की ही चिंता है? क्या समाज में रहने वाले हर व्यक्ति की जिम्मेदारी नहीं है कि सब बच्चे सुरक्षित अनुभव कर सकें और अपना बचपन उल्लासपूर्वक व्यतीत कर सकें? इस विषय पर अपने विचार व्यक्त करते हुए, एक विचारात्मक प्रस्ताव लिखिए।</p> <p>(२) वाहनों, मशीनों और भवन-निर्माण से उपजे शोर से, कहीं दूर लम्बी सड़क पर निकलते ही प्रकृति के मनोहारी रूप के दर्शन होने आरम्भ हो जाते हैं। ठण्डी स्वच्छ वायु, राह के दोनों ओर खड़े पेड़-पौधे और निर्मल आकाश मन को गहरी शांति देता है। ऐसी ही किसी स्मरणीय यात्रा का वर्णन कीजिए जिसमें कि आपने प्रकृति के मनोरम रूप को बहुत ही निकट से देखा हो।</p> <p>(३) अंत भला सो सब भला!- इस उक्ति को आधार बनाकर एक मौलिक कहानी लिखिए।</p> <p>(४) रासायनिक उत्पादों से सम्बन्धित उद्योगों-कारखानों को गाँवों-कस्बों-नगरों से दूर स्थापित करना चाहिए। पक्ष में या विपक्ष में अपने विचार व्यक्त कीजिए।</p> <p>आधार बिन्दु इस प्रकार होंगे:-</p> <ol style="list-style-type: none">1. भूमिका {एक अनुच्छेद}2. विषयवस्तु {तीन अनुच्छेद}3. उपसंहार <p>{आ} व्याकरण माला का सृजन कीजिए।</p> <p>प्रायोगिक-पुस्तिका में <u>वितान में प्रयुक्त</u> हुए निम्नलिखित व्याकरण तत्त्वों को खोजकर उनका संकलन किया जाना है:-</p> <ol style="list-style-type: none">1. मुहावरे-लोकोक्ति2. श्रुतिसम भिन्नार्थक शब्द
------------------------------------	---

	<p>3. अनेकार्थी शब्द 4. सूक्ष्म अर्थ-भेद वाले शब्द 5. पर्यायवाची-विलोम 6. क्रिया-विशेषण 7. सम्बन्धबोधक शब्द 8. समुच्चयबोधक शब्द 9. विस्मयादिबोध शब्द 10. औपचारिक पत्र का प्रारूप और दिये गए विषय पर पत्र-लेखन विषय:-कृषिमंत्री, मध्यप्रदेश सरकार के नाम एक पत्र लिखिए, जिसमें आपने उनसे किसानों को खाद-उर्वरकों के समुचित प्रयोग के लिए प्रशिक्षण केन्द्र स्थापित करने की प्रार्थना की हो।</p> <p>11. अनौपचारिक पत्र का प्रारूप और दिये गए विषय पर पत्र-लेखन विषय:-अपने दादाजी को पत्र लिखकर, उनसे आग्रह कीजिए कि वे अपने जीवन की कहानी लिखकर; उसे एक किताब की शकल में प्रकाशित करवाएँ।</p> <p>नोट:-उपर्युक्त कार्य हेतु निम्न पाठों का संदर्भ लें:- 9. कविता: दान बल २. निबन्ध: जल यात्रा ३. गज़ल: दुष्यंत कुमार ४. एकांकी: सदाचार का तावीज़ ५. निबन्ध: बीज-पौध का जन्म ६. हास्य-व्यंग्य: मिर्जा नुक्ता टीप:- अपने कार्य का प्रस्तुतीकरण सुंदर बनाने हेतु सामग्री से सम्बन्धित चित्र बनाएँ या चिपकाएँ।</p>										
<p>Rubric :</p>	<p>{अ} दिये गए विषयों में से किसी एक पर 300 शब्दों में प्रस्ताव लिखिए।</p> <table border="0"> <tr> <td>1. भूमिका {एक अनुच्छेद}</td> <td>{3 अंक}</td> </tr> <tr> <td>2. विषयवस्तु {तीन अनुच्छेद}</td> <td>{5 अंक}</td> </tr> <tr> <td>3. उपसंहार {एक अनुच्छेद}</td> <td>{2 अंक}</td> </tr> </table> <p>{आ} व्याकरण माला का सृजन कीजिए।</p> <table border="0"> <tr> <td>1. प्रस्तुतीकरण - 2 अंक</td> </tr> <tr> <td>2. भाषा-शैली - 2 अंक</td> </tr> <tr> <td>3. विषयवस्तु - 4 अंक</td> </tr> <tr> <td>4. रचनात्मकता - 2 अंक</td> </tr> </table>	1. भूमिका {एक अनुच्छेद}	{3 अंक}	2. विषयवस्तु {तीन अनुच्छेद}	{5 अंक}	3. उपसंहार {एक अनुच्छेद}	{2 अंक}	1. प्रस्तुतीकरण - 2 अंक	2. भाषा-शैली - 2 अंक	3. विषयवस्तु - 4 अंक	4. रचनात्मकता - 2 अंक
1. भूमिका {एक अनुच्छेद}	{3 अंक}										
2. विषयवस्तु {तीन अनुच्छेद}	{5 अंक}										
3. उपसंहार {एक अनुच्छेद}	{2 अंक}										
1. प्रस्तुतीकरण - 2 अंक											
2. भाषा-शैली - 2 अंक											
3. विषयवस्तु - 4 अंक											
4. रचनात्मकता - 2 अंक											

HOLIDAY HOMEWORK: Class 8
Summer Vacation, 2014

SUBJECT :

Mathematics

Instructions:



During the holidays we wish, you enjoy your holidays at the same time we wish, you also keep in touch with mathematics by revising and completing some interesting activities.

Your holiday home work has two parts Part A and Part B. In all you will be required to work for 10 half hours. Part A consists of projects and Part B consists of revision of what you had studied. All the documents are posted on the school website. Please download get the printouts and complete them as per instructions.

Work Specification :



1. Making a booklet

You are given a list of words from set theory section and 5 sums. You need to make a book let as an illustrated dictionary to explain the words or solutions to the sums.

Take 10 or 12 A-4 sheet papers divide them into half length wise .

Place the two bunches together and make a booklet. Make a cover

Start using the booklet.

Write the word, its definition on the left side and the illustration on the right hand side pages of the booklet.

Recollect the sample that was shown to you in the class.

Write your name class and section and the topic on the cover.

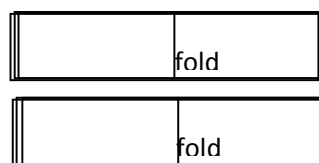
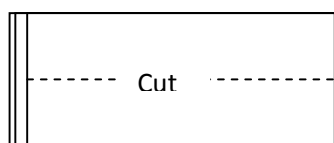
Draw or

Draw/Paste pictures to make it effective and illustrative.

On the first page give a small introduction

On the last page if you have taken help from various sources Make a bibliography.

A 4 sheets



Topic: Set Theory

Words: set, roster form, set builder form, cardinal number, finite set

Finite set, infinite set, empty set, singleton set, equivalent set, sub-set,



Union, intersection, complement of a set, universal set, Example of sets Represented by Venn diagram,

Example of interpreting Venn diagram

Symbols used in Set theory language

2. Poster making

Learning definitely needs certain basic skills. Mathematics has certain unique skills which are the basis for learning other subjects as well. We have given below a list of mathematics learning skills. You may add some more to it and include in your work.

Choose any 6 words which you think are important from the list. Make a poster using these six words, draw diagrams/ cartoons to illustrate each point.

Another choice is you can choose a mathematical quotation and write it ,illustrate with diagrams and pictures. Do not get printouts.

Remember a good poster is an effective visual media of communicating the information in shortest time span.

Use a 56cm by 38 cm sheet to make the poster. Do not use A4 size paper. Colour and make the poster attractive.

Mount the poster on thick chart sheet. If you have use a chart paper you need not mount it again. Write your name, class and section at the bottom.

Mathematical thinking skills -words



Estimate

Know the reason

Convert symbol to words

Convert words to symbols

Be fast and accurate

Work backwards

Draw diagrams

Use shortcuts

Understand the meaning of words

Ask relevant questions

Observe around

Listen

Draw conclusions

Check for errors

Correct your errors

Learn the steps

Make a list
Learn the methods
Choose the right method
Explain to others
Relate to real life
Communicate clearly
Play with numbers
Look for patterns
Use the right units
Verify your result
Convert the units
Do not assume
Be methodical or organized

REVISION QUESTIONS

CLASS-8

- Q1. Construct a square of diagonal 8 cm.
- Q2. Construct a parallelogram of diagonals 6 cm and 10 cm and the angle between them is 60° .
- Q3. On the graph paper design a route from point A to point B and mark the important places as Points and give their ordered pair also.
- Q4. Give five examples of null set from your surroundings. All the examples should be different and Unique. Repetition will not be

accepted.

Q5. Simplifying decimal numbers

$$(i) \quad \frac{0.2704 \times 0.025 \times 0.25}{0.26 \times 0.26}$$

$$(ii) \quad \frac{0.16 \times 0.45 \times 3.05}{0.28 \times 0.125 \times 0.09}$$

$$(iii) \quad \frac{0.1311 \times 0.04}{0.19 \times 0.23}$$

$$(iv) \quad \frac{1.46 \times 0.3 \times 0.625}{0.1 \times 0.365}$$

$$(v) \quad \frac{0.06 \times 0.12 \times 0.2}{0.1 \times 0.36 \times 0.04}$$

Q6. Simplify the following fractions:

$$(i) \quad 1\frac{1}{3} - \left\{ \frac{5}{8} + \left(\frac{3}{4} - \frac{1}{3} \right) \right\}$$

$$(ii) \quad 1 - \left[1\frac{3}{5} - \left\{ 5\frac{1}{4} \div \left(3\frac{1}{8} + 4\frac{3}{4} \right) \right\} \right]$$

$$(iii) \quad 16\frac{1}{2} - \left[8\frac{1}{2} + \left\{ 11 - (8 - 7 - 3) \right\} \right]$$

Q7. Four times the difference of 6 minus a number is 12. What is the number?

Q8. Six times the difference of 18 minus a number is 48. What is the number?

Q9. One of two numbers is two-fourths of the other number. The sum of the numbers is 12. Find the numbers.

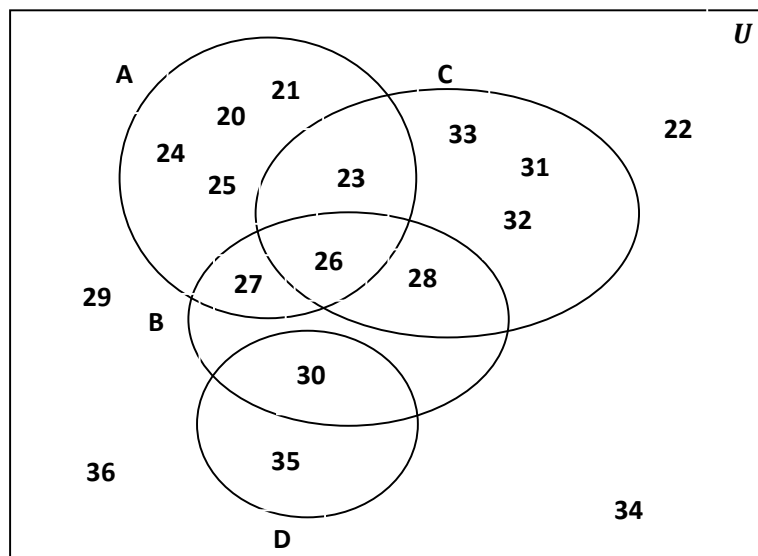
Q10. One of two numbers is one-half of the other number. The sum of

the numbers is 6. Find the numbers.

Q11. From the following Venn diagram, find the following sets:

- (i) D
- (ii) B
- (iii) C
- (iv) D'
- (v) B'
- (vi) C'
- (vii) $B \cap D$
- (viii) $B \cap D$
- (ix) $A \cap D$
- (x) $A - B$
- (xi) $A - C$
- (xii) $B - D$
- (xiii) $(B \cap A)'$

'''



Q12. Represent using Venn Diagram:

- (i) $U = \{a, b, c, d, e, f, \dots, x, y, z\}$
- (ii) $A = \{a, e, i, o, u\}$
- (iii) $B = \{1, 2, 3, 4, 5, 6, 7, 8, 9\}$
- (iv) $C = \{g, h, i, j\}$


Holiday is a time to explore the world beyond text books and mundane theories...there is a mathematician within you. Application of the concept so taught can be done in an enjoyable manner. Open your wings and explore the world unknown, unseen and undiscovered...all the best!

**Some
Suggestions
from teacher's
desk:**



HOLIDAY HOMEWORK: Class 7 and 8
Summer Vacation, 2014

SUBJECT :	Science (Physics+ Biology+ Chemistry)
------------------	--



WHEN I AM A TINKERER OF SCIENCE!

Q. Design your own experiment and feel like a scientist.

Who is a tinkerer?

Tinker is a person who is not skilled professionally but does experiment with simple things around himself to make life more unique around himself/ herself. He/ she is a constant thinker who lives to fiddle with old disposed machine parts, egg shells, vegetable peels, apparatus or chemicals to make something unique, original and worthy.

THE TINKERER

“Pots and Pans! Pots and Pans! ”
The tinker’s out front with his cart...
“Tea kettles mended! Fire place swept! ”
Whatever needs done...he can,
“Clean up the yard, stitch a hem! ”
He’s a crafty old geezer, is he,
“Solder or paste! Knobs replaced! ”
Bring things broken to him,
“Garden weeded! Fix a screen! ”
No riddle gets the better of him,
“Doors unlocked! Steps replaced! ”
He’s got a good eye, a good bean.

T.D. Euwaite

**Work
Specification :**

1. It is a solo/group project:

Either work on your own/ chose your group members 2-4 according to your convenience. You are free to choose members across the sections of the same grade.

2. Inform the science teacher- in-charge for your class project- the names of your group members by 10th of April on a consent form (provided to you) to avoid any confusion later on.

Class	Sec	Teacher- in - Charge
7	A	Ms. Chaudhary
7	B	Ms. Arshi
7	C	Ms. Shweta
7	D	Mr. Khurana
7	E	Ms. Srirupa
8	A	Ms. Ruchi
8	B	Ms. Anubha
8	C	Ms. Suniti
8	D	Ms. Sutapa
8	E	Ms. Chaudhary

Consent form for Budding Scientist Contest 2014

The tinkerer in me!

Class: 7 / 8


If Solo Project then fill in your name:

If Group Project fill in the Names and sections of group members:


Name	Section	Signature
1.		
2.		
3.		
4.		

Group Leader-

Topic: Physics/ Chemistry/ Biology/ Interdisciplinary

	<p>3. Choose your own experimental theme it could be related to Physics/ Chemistry/ Biology/ Interdisciplinary science.</p> <p>4. A model (preferably working) along with an explanation Chart could be made.</p> <p>5. The project would be showcased and will culminate in a 'Budding Scientist contest' post summer vacation where it would be judged on the following criteria:</p> <ul style="list-style-type: none"> -Originality, -Source of inspiration(if any scientist/ theory/ experiment done by commoner), -Cost effectiveness, -Age effectiveness, -Appropriate size, -Usefulness to society, -Explanation during presentation, -Group dynamics/ individual effort, -No risk Factor, -Presentation skills during exhibition.
<p>Some useful urls that you might like to browse through for bright ideas.....</p> 	<p>http://www.sciencebob.com/experiments/</p> <p>http://www.education.com/science-fair/seventh-grade/</p> <p>http://www.experiland.com/html_browse/grades7-8_1.htm</p> <p>http://www.scholastic.com/teachers/article/40-cool-science-experiments-web</p> <p>http://www.edurite.com/kbase/365-simple-science-experiments</p> <p>http://www.scienceproject.com/projects/index/free.asp</p> <p>http://www.sciencebob.com/index.php</p>

**Some
Suggestions
from teacher's
desk:**



Open your mind, minute things also have great science working behind them.....Holiday is a time to explore the world beyond text books and mundane theories...there is a scientist within you. Open your wings and explore the world unknown, unseen and undiscovered...all the best!

HOLIDAY HOMEWORK: Class 8
Summer Vacation, 2014

SUBJECT :	History
------------------	----------------

Work Specification :	<p>Topics :</p> <p>1. Make a project on “Indo-Pak Relations”</p> <p>It should include:</p> <ul style="list-style-type: none">• The Kashmir Issue• Tashkent Agreement• Indo-Pak War 1971• Shimla Agreement• Delhi Lahore Bus• Kargil Intrusion• Agra Summit• Confidence Building Measures• Terrorist Attacks in Mumbai• Your opinion on the entire issue in the light of your research <p><u>Objective:</u></p> <p>The main purpose of making this project is to acquaint you with Indo-Pak relations. India and Pakistan share a common history and background as they constituted one nation before the partition of India on August 15, 1947. The students should read the concerned books or go through online. Through this you come to know about the tragedy of partition and the communal frenzy that followed the hurt emotional sentiments of people on both the sides of the border which led to bitterness and animosity</p>
---------------------------------	---

	<p>between the two countries. Therefore, you will be able to understand different issues that arose between them and the ups and downs in their relations till now. At the end, you will be able to analyze and give your opinion about the whole scenario. This will enhance your knowledge and understanding about the relations between these two countries.</p>
--	---


<p>Instructions / Guidelines :</p>	<p>Important instructions:</p> <p><u>Page Limit:</u> - 10-15 written pages.</p> <p><u>Time limit:</u> - One hour per week</p> <p>The project should include;</p> <ul style="list-style-type: none"> • CONTENT (All topics and sub topics) • ACKNOWLEDGEMENT (People who have helped/inspired you for this project) • INTRODUCTION (Brief outline of the topic chosen) • OBJECTIVE AND SCOPE (Reason of choosing your topic and varied fields you would be touching upon) • MAIN BODY (The core content of the topic chosen) • CONCLUSION (Your deductions and suggestions) • BIBLIOGRAPHY (Mention all your reference points) <p>The project will be assessed and will carry 20 marks – (15 marks for content & 5 marks for aesthetic & beautiful presentation)</p> <p>It is most important that text part be only handwritten. The pictures can be pasted but hand drawn picture carry extra marks.</p>
---	--

HOLIDAY HOMEWORK: Class 8
Summer Vacation, 2014

SUBJECT :	Geography
------------------	------------------

Work Specification :	Country Report Organiser
-----------------------------	---------------------------------

Instructions / Guidelines :	<p><u>General Guidelines for Students:</u> Materials to be used:</p> <ol style="list-style-type: none">1. 15 – 20 A4 size sheets (Preferably unruled)2. File cover or Spiral binding3. Access to internet4. Pictures or printouts <p><u>Procedure:</u></p> <ol style="list-style-type: none">1. The students will do a short report on any country of their choice (preferably the one they have visited or any country from Europe or Asia)2. Students to draw a map of the country (will be highly appreciated)3. Locate it on a world map4. Draw the country's flag and5. Write the country's continent ,6. Capital city7. Area of the country and its comparison with other bigger nations8. Population of the country and its comparison with other bigger nations9. Name of the currency (Comparison with Indian Rupee)10. Languages spoken11. Climate of the country and geographical reasons for the existing climate12. Major industries of the country and their development <p><u>Summing up:</u></p> <ol style="list-style-type: none">1. Write on one side of the paper only.2. Use other side for pasting pictures and making maps3. Write neatly4. Arrange the sheets in the above given order.5. Make a beautiful cover page (Can also be printed)6. Arrange all the things in a file folder or get it spiral bound. <p><u>Time Required:</u> One hour per week</p>
------------------------------------	---



Practice Worksheet



Summer holidays are here and it's a chance for you to know more about the world and be more geographically smart. We have put up some fun thinking questions for you to attempt. This assignment is not compulsory but we promise that you will enjoy doing it and learn a lot about our world. So put on your thinking caps and start.....

Dear students !

Ready for the test? Take deep breath and relax. Don't forget to read the questions very carefully - some questions that look tough, will be quite easy after you have read them properly. Do not spend too much time on any question - and do your best.

Have fun, and best of luck!

Tick the correct answer:

1. As you moved from the sea level to high altitudes (see image), there would be a

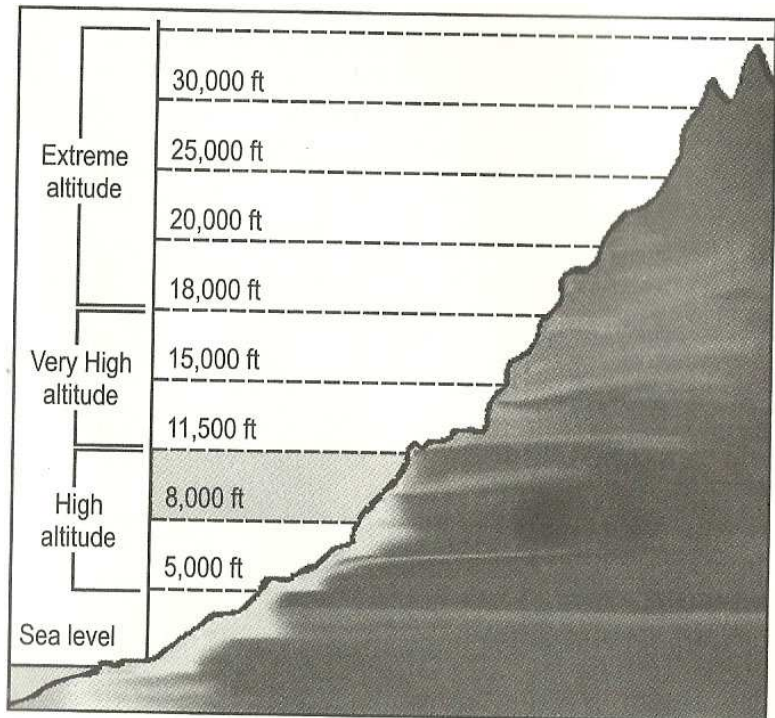
_____.

a. decrease in precipitation and decrease in air pressure

b. increase in precipitation and increase in air pressure

c. decrease in temperature and decrease in air pressure

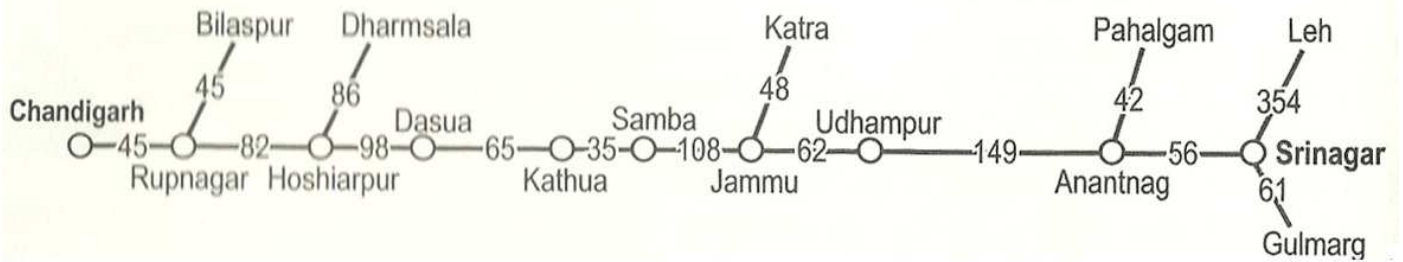
d. decrease in temperature and decrease in air pressure



2. Use this map to find out which of these places is farthest from Srinagar.

CHANDIGARH AND SRINAGAR

Distance between Chandigarh and Srinagar – 700 Kilometres



- Leh
- Pahalgam
- Katra
- Udhampur

3. India is a land of great natural diversity. It has a large reserve of grasslands, subtropical and tropical rainforests, scrub forests, wet and dry deciduous forests, and mangroves. One of the four animals mentioned in the options is found in ALL THESE landscapes. Identify it.

- elephant
- rhinoceros
- lion
- tiger

4. Christmas, in this particular place, falls during summer. People go to the beach and enjoy the sun. They wear cotton clothes like shorts and T-shirts, during the Christmas break, and enjoy cold drinks.

- London, U.K
- Moscow, Russia
- New York, U.S.A
- Sydney, Australia

In some parts of our planet, the melting of glaciers has had a serious impact on human life

in the region. Melting of glaciers leads to the formation of glacial lakes. These lakes are surrounded by walls that get created out of accumulated earth and stones from the glaciers-these walls are known as moraines.

Glacial lakes are often located at the base of mountains. While the lake at the base continues to fill up, ice blocks from the mountains above break and fall into the lake. This creates large waves that break the moraine dam and causes a sudden discharge of large volumes of water. Floods of this kind are called 'Glacial Lake Outburst Floods' (GLOF).



Questions 5 to 7 are related to *GLOF*.

5. Which of the following could be a solution to combat the disasters due to *GLOF*?

- a. adding chemicals to make glacier stronger
- b. artificially draining water from lakes
- c. controlling rainfall via scientific research
- d. building large dams across the breadth of glacial lakes

6. Which of these is major cause for the formation of glacial lakes in the Himalayas in recent years?

- a. movement of tectonic plates
- b. increase in global warming
- c. nuclear testing in the region
- d. building large dams across the breadth of glacial lakes

7. One of the following countries could possibly be affected due to *GOLF*. Which country it could be?

1. India 2. Sri Lanka 3. USA 4. UK

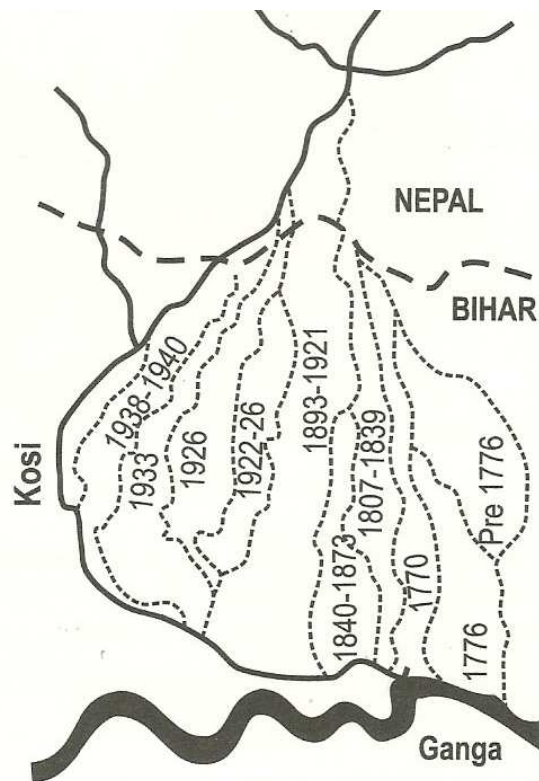
- a. only 1
- b. only 2
- c. only 1 & 3
- d. only 2 and 4

8. Half the fresh water used by humankind originates from mountain glaciers. If glacier melting countries at its current pace, winter snowfall will be insufficient to replenish the amount of snow and ice lost through melting and this could lead to a deficit in water storage in the form of snow and ice. This could cause many rivers to run dry. One of the following rivers could possibly be affected due to GOLF. Which river could it be?

- a. Narmada
- b. Brahmaputra
- c. Mahanadi
- d. Godavari

9. This map represents the northern part India's Bihar state. It is mainly trying to highlight the _____.

- a. drastic shifts of river Kosi in the northern plains of Bihar
- b. fencing of Indi-Nepalese border by the Border Security Force
- c. formation of a river delta in the flood plains in the region of North Bihar
- d. formation of a new mountain range in the plains of Bihar due to tectonic movements



10. A *chenda* is made out of a cylindrical wooden drum, and has a length of 60 centimeters and a diameter of 30 centimeters. Both ends are covered (usually with cow skin). The


Chenda is suspended from the drummer's neck so that it hangs vertically. Using two sticks, the drummer strikes the upper part, covered with skin. This instrument is mostly used in Hindu rituals and dance forms. Identify the dance and the state in which this instrument may be largely used.



- a. garba from Gujarat
- b. ghoomar form Rajasthan
- c. koodiyattam form Kerala
- d. bamboo dance from Mizoram

11. Which of the following statements best describes the message of this poster?

- a. Green America, Pollute Africa.
- b. Save the Environment and Save the World.
- c. Spread Industrialization to Underdeveloped Countries.
- d. Equal Opportunities for Farmers and Industry Workers.



12. One community from outside India had come to India in the late 1700s to work on the Calcutta port (Kolkata today).

- a. Italian
- b. Thai
- c. Chinese
- d. Greek

The following is an itinerary prepared by a tourist organization for travelers interested in trekking to a cold desert in India. Question 13 and 14 are related to it.

Day 1: Delhi to Shimla (overnight journey)

Day 2: Arrive in Shimla early in the morning, leave for Kinnaur(ranging between 2,320 to 6,816 metres altitude). By Late afternoon reach Kalpa.

Day 3: Explore Kalpa and Reckong Peo. Take light walks and see the majestic views of Kinnaur-Kailash Mountains and experience the lifestyle of the Kimmaurians.

13. Travelling in which of the following regions is proposed in the itinerary?

- a. Jammu and Kashmir
- b. Himachal Pradesh
- c. Tibet
- d. Nepal

14. Which of the following months would be the BEST to travel in this region?

- a. December
- b. February
- c. May
- d. November

15. Which of the following is COMMON between Goa and Puducherry?

- a. Both are union territories of India.
- b. Both are ruled by the President of India.
- c. Both are former colonies of European nations.
- d. Konkani is the official language of the places.

16. The landscape shown through the image is
a/an _____.

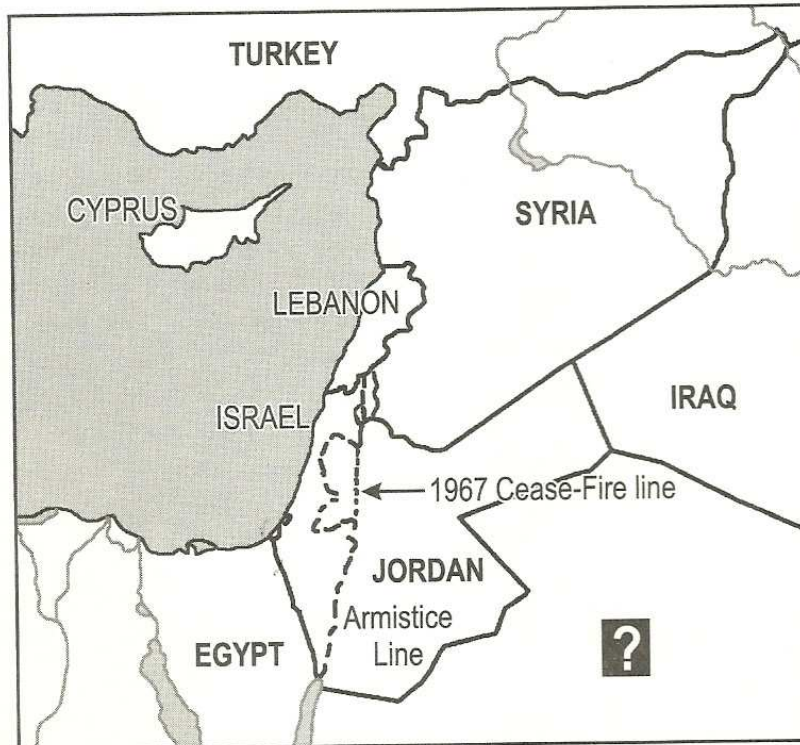
- a. cold desert lake
- b. oasis in a desert
- c. tropical backwater
- d. source of a river



17. The Sonepur mela is held in Sonepur, Bihar every November. It is the biggest animal fair in Asia. The mela is located near the confluence of two rivers of India. Identify them.

- a. Mahanadi and Brahmani
- b. Narmada and Tapi
- c. Ganga and Yamuna
- d. Ganga and Gandhak

Read this map carefully to answer questions 18, 19 and 20.



18. The Israeli Coastal Plain is on the shores of the _____.

- a. Black Sea
- b. Caspian Sea
- c. Persian Gulf
- d. Mediterranean Sea

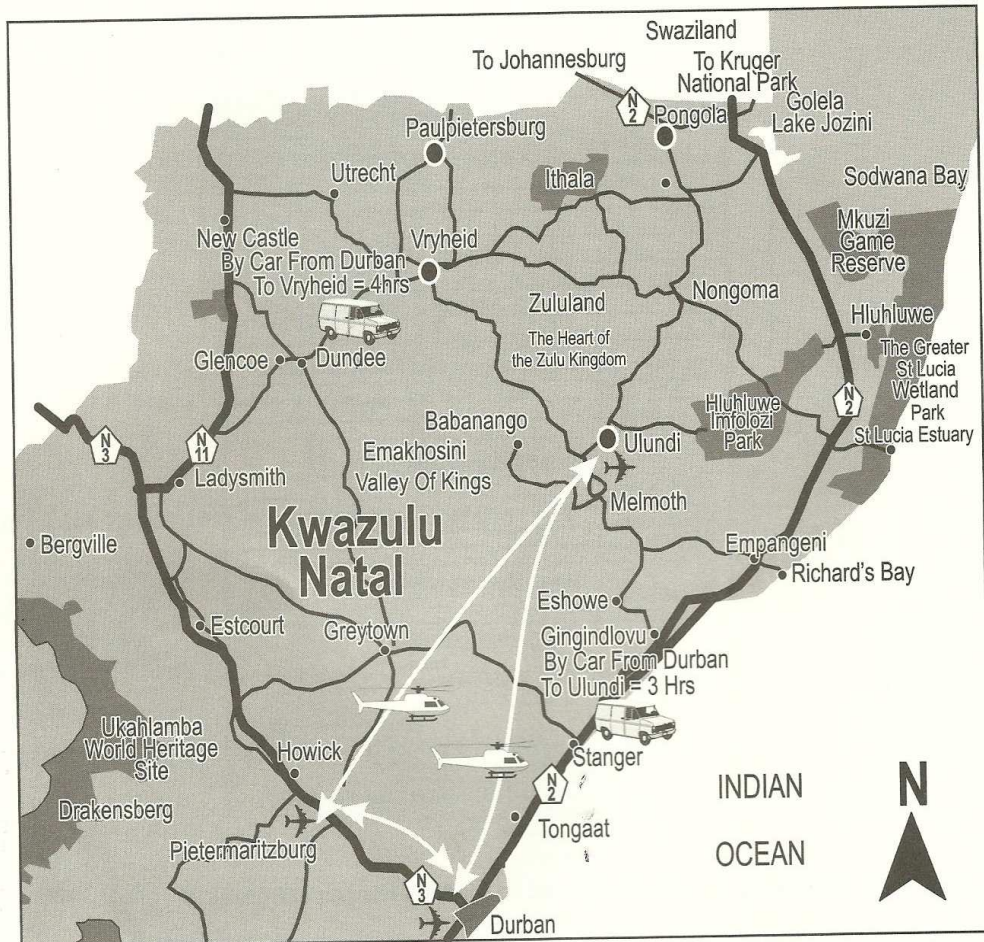
19. The country indicated by the question mark on the map is _____.

- a. Iran
- b. Yemen
- c. Saudi Arabia
- d. United Arab Emirates

20. Originating in eastern Turkey, which river flows through Syria and Iraq?

- a. Ural
- b. Indus
- c. Euphrates
- d. Amu Darya

Shown below is the map of Zulu Kingdom, the kingdom of an ethnic community that had established an empire in South Africa prior the British conquest. Questions 21, 22 and 23 are related to this map.



21. Which of the following South African cities is projected here as a MAJOR base to reach the Zulu Kingdom?

- a. Johannesburg
- b. Howick
- c. Greytown
- d. Durban

22. NS, N3 and N11 MOST LIKELY indicated _____.

- a. highways
- b. river networks
- c. air routes
- d. ancient trade routes

23. Ulundi is one of the closest cities to reach the heart of Zululand. According to the map, Ulundi can be reached both by_____.

- a. ship and plane
- b. car and plane
- c. train and car
- d. ferry and train

24. It can be seen from outer space and it is the world's biggest structure made by LIVING ORGANISMS. It stretches 2,600km over an area of approximately 344,00sq.km. CNN labeled it one of the seven natural wonders of the world. Identify this structure.

- a. the Great Rift Valley
- b. the Andes Mountain Range
- c. the Pacific Ring of fire
- d. the Great Barrier Reef

