

# S

## SERIES


### PREMIUM

### FLUORESCENT

### 1 OR 2 LAMP

### STRIPS

Job Name	
Catalog Number	
Notes	Type



Available with LED Express



#### *application*

- Narrow, low profile strip excellent for valences, showcases and height- restrictive applications
- Able to be surface, pendant or chain mounted individually or in continuous rows
- Available in multiple lengths with many optional lamp/ballast combinations

#### *finish*

- Prior to painting, all metal parts are treated with a multi-stage phosphate bonding process to ensure adhesion and inhibit rusting
- Painted with a lighting grade baked white enamel, having a reflectance factor exceeding 87% for premium quality and durability

#### *construction*

- The S series is a premium grade of fluorescent channel specifically designed for long-term, heavy-duty installation
- Features durable steel bodies, quality paint finishes and superior electrical components
- Die formed from code guage cold rolled steel for strength and uniformity
- Wireway covers easily attach without the use of tools
- Ample knockouts are provided for convenient installation
- Numerous knockouts are provided for switch options, cord and plug options or convenience outlets
- All fixtures are U.L. listed and IBEW union made

#### *electrical*

- All electrical components are U.L. listed
- Electronic Class P, thermally protected ballasts standard

LaMar Lighting assumes no responsibility for misapplication of fixtures



**LaMar**  
**Lighting**  
Company, Inc.

## ordering guide

Note: Tandem units contain double the amount of lamps shown  
CONSULT FACTORY FOR T5 LAMP OPTIONS

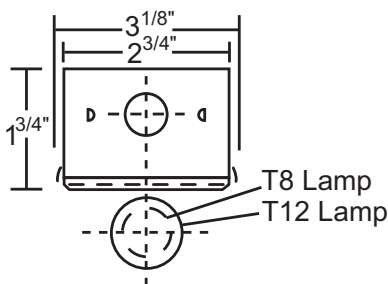
**S**  
SERIES  
PREMIUM FLUORESCENT  
1 OR 2 LAMP STRIPS

SERIES	NO. LAMPS	LAMP TYPE	TANDEM	BALLAST TYPE	VOLTAGE	GENERAL OPTIONS
S	1 2	15 - F15T8 17 - F17T8 25 - F25T8 32 - F32T8 14 - F14T5 24 - F24T5HO 21 - F21T5 39 - F39T5HO 28 - F28T5 54 - F54T5HO	T	C8 - CEE listed high performance T8 (instant start) CP8 - CEE listed high performance T8 (program start ballast) E8 - Electronic T8 E5 - Electronic T5 H5 - Electronic T5HO ED - Electronic dimming (consult factory)	1 - 120V U - Universal 120-277V	LW - Low watt ballast (T8 only) EM - Emergency pack, 1 lamp 90 min. up to 500 lu. 2C - 2 Circuit (2L only) PS - Pull switch (120V only) PC - Pull chain (120V only) TS - Turn switch (120V only) CO - Grounded convenience outlet (120V only)

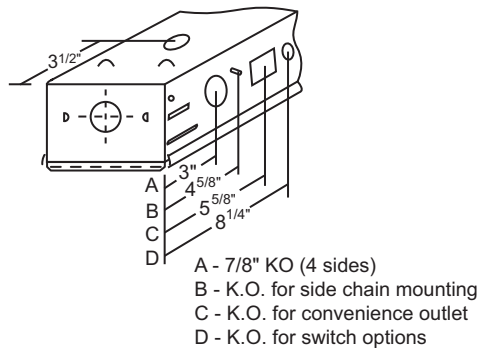
## dimensional data

NOTE: SPECIFICATIONS AND DIMENSIONAL DATA ARE SUBJECT TO CHANGE WITHOUT NOTICE

### cross sections



### switch and convenience outlet locations



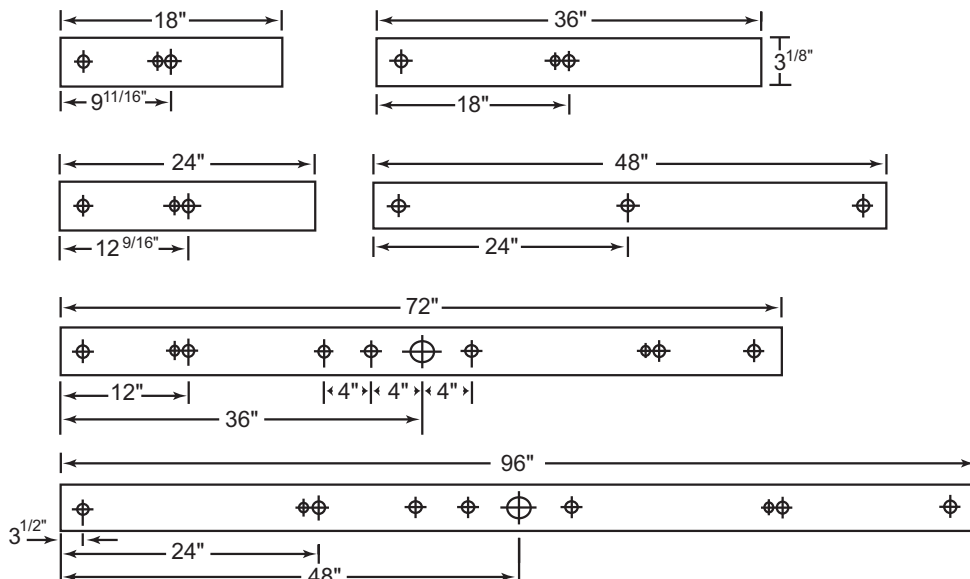
## accessories

SYM	Symmetric reflector, baked white enamel
ASY	Asymmetric reflector, baked white enamel
DIR	Direct light reflector, baked white enamel
RFS	Aluminum reflector
Canopy	Standard white 5" dia., 1 1/2" deep with hardware
Stem	Stem + Length needed
VH	V-hanger for chain mounting
WGS	Wire guard

### LAMP OPTIONS

13	T5/T8 841K
16	T5/T8 835K
11	T5/T8 830K

## back knockout plans and lengths



**NOTE:** In order to achieve rated lamp life, fixtures controlled by motion sensors should be ordered with programmed start ballasts when available and minimum time delay should be set to 15 minutes - Consult Factory

Multiple cord options are available - consult factory

Consult factory for additional options not shown

Available with LED Express



**LaMar**  
**Lighting**  
Company, Inc.

LaMar Lighting assumes no responsibility for misapplication of fixtures

**LAMAR LIGHTING** 485 Smith Street, Farmingdale, NY 11735 • Tel (631) 777-7700  
Fax (631) 777-7705 • Outside NY (800) 724-7743 • [www.lamarlighting.com](http://www.lamarlighting.com)

Revised  
11/14

Scan QR code  
to be directed  
to our  
home page!

