

Board Meeting Agenda

Russ Baggerly, Director
Mary Bergen, Director
Bill Hicks, Director

Pete Kaiser, Director
James Word, Director

CASITAS MUNICIPAL WATER DISTRICT
June 27, 2012
3:00 P.M. – DISTRICT OFFICE

Right to be heard: Members of the public have a right to address the Board directly on any item of interest to the public which is within the subject matter jurisdiction of the Board. The request to be heard should be made immediately before the Board's consideration of the item. No action shall be taken on any item not appearing on the agenda unless the action is otherwise authorized by subdivision (b) of ¶54954.2 of the Government Code and except that members of a legislative body or its staff may briefly respond to statements made or questions posed by persons exercising their public testimony rights under section 54954.3 of the Government Code.

1. Public Comments
2. General Manager comments.
3. Board of Director comments.
4. Consent Agenda
 - a. Minutes of the June 13, 2012 Board Meeting.

RECOMMENDED ACTION: Adopt Consent Agenda

5. Bills
6. Committee/Manager Reports
 - a. Water Resources Committee Minutes
 - b. Finance Committee Minutes
7. Public Hearing for the adoption of rate changes per Proposition 218. Written protests must be received by Casitas prior to the close of the public hearing. Adoption of the following resolution cannot occur if there is a majority protest against the rate increases.

The President of the Board may restrict the length of time to three minutes to address the Board.

- a. Public Hearing
- b. Resolution adopting revisions to the Rate and Regulations for Water Service.

RECOMMENDED ACTION: Adopt Resolution

- c. Resolution approving the preliminary assessment for the revision to the Rates and Regulations for Water Service and adopting the notice of exemption.

RECOMMENDED ACTION: Adopt Resolution

8. Public Hearing for the adoption of the 2012-2013 Budget.

- a. Public Hearing
- b. Resolution adopting the general fund budget, debt service fund and Mira Monte water assessment district fund budgets for the Fiscal Year ending June 30, 2013.

RECOMMENDED ACTION: Adopt Resolution

9. Resolution establishing the appropriations limit for Fiscal Year ending June 30, 2013.

RECOMMENDED ACTION: Adopt Resolution

10. Resolution fixing a tax rate for Fiscal Year 2012-2013 and authorizing the President of the Board to execute a certificate requesting the Ventura County Board of Supervisors to levy such a tax.

RECOMMENDED ACTION: Adopt Resolution

11. Recommend approval of the request from Ojai Valley Sanitation District to install SCADA radio repeaters at the hoist house on top of Casitas Dam and at the Rincon chlorination station.

RECOMMENDED ACTION: Motion approving recommendation

12. Information Items:

- a. Lake Casitas Recreation Area Report for May, 2012.
- b. News Articles.
- c. Investment Report

13. Closed Session

- a. (Govt. Code Sec. 54956.9 (c))
Conference with Legal Counsel – Anticipated Litigation (One case).

14. Adjournment

If you require special accommodations for attendance at or participation in this meeting, please notify our office 24 hours in advance at (805) 649-2251, ext. 113. (Govt. Code Section 54954.1 and 54954.2(a).

Minutes of the Casitas Municipal Water District
Board Meeting Held
June 13, 2012

A meeting of the Board of Directors was held June 13, 2012 at Casitas' Office, Oak View, California. Directors Baggerly, Word, Bergen and Kaiser were present. Director Hicks was absent. Also present were Steve Wickstrum, General Manager, Rebekah Vieira, Clerk of the Board, and Attorney, John Mathews. There were two staff members and no members of the public in attendance. President Baggerly led the group in the flag salute.

1. Public Comments

None

2. General Manager comments.

Mr. Wickstrum reported that pools are drying up on the river. We only had about 15 inches of rain this winter. There is about 1.5 cfs running through Robles and it is barely reaching the Land Conservancy pool. Below that is drying up. This is not unusual. At Robles there are six or seven small trout and that area will likely dry up by the end of the summer. There are no plans for rescue at this time. That determination is up to NMFS.

Mr. Wickstrum then provided an update on the fire inside the building at the Rincon Pump plant. It seems that something with the VFD's got too hot and it smoked some things. We are working to get that fixed and hope to see some warranty conditions met. There was an alarm condition signaled in the scada and the situation was handled well by our staff. We have brought in an individual to take pictures and assess how this happened. We did not lose water supply or the ability to pump. This only affected one pump and the other pumps carried the load.

Mr. Wickstrum reported that he and some board members attended the meeting of the watershed council this morning on water quality TMDL algae. Some of the things that were said in the video on dewatering in the river were pointed directly at pumpers in the river as the cause for the dewatering. The grant that the three agencies are looking at for the groundwater study will look at what portion is pumping or is water sliding underneath and popping out at Foster Park and Casitas Springs.

The wine festival came off very well this Sunday. It was well attended and Rotary did a great job putting everything together. They will be a good partner for the next five years.

3. Board of Director comments.

President Baggerly explained that the conversation with Shirley from the regional board was troubling. One of the issues was if the known subterranean channel will be an issue for diversions and flow pumping. It can have an impact like it did in Carmel. Another issue was if this local groundwater assistance grant will look favorably at the issue if EPA sees it is a positive venture or outcome of the agencies having an mou or moa. EPA can step in any time. If state board decides Ventura River is a subterranean river that could be used to regulate groundwater pumpers. They would have to get a water right. Mr. Wickstrum explained that it is not well understood by many and this may provide answers.

President Baggerly called everyone's attention to an article in the June 7 V.C. Reporter. The title, as can be seen in the copy I am going to pass out for each of you and staff is A Radioactive Nightmare. One of the key findings presented is that the water being used for emergency cooling of the damaged nuclear reactors in Japan is picking up significant amounts of radiation and transporting it via North Pacific currents to our west coast. In addition, radioactive particles can move from the water surface up into the air mass, and, then, travel inland with the onshore westerly winds. As the radioactive particles move inland, they can contaminate anything on the surface such as open bodies of water like Lake Casitas. At this time, I would like to ask my fellow board members and General Manager to read the article and think about steps we might take to verify the findings and conclusions presented. Also I would like to suggest that some thought be given to asking state and federal agencies responsible for water quality to verify the findings and conclusions presented. Finally, if they are verified, we will be left with the question about what steps can be taken to help protect Lake Casitas.

- | | | |
|----|---|---------|
| 4. | <u>Consent Agenda</u> | ADOPTED |
| a. | Minutes of the May 23, 2012 Board Meeting. | |
| b. | Resolution approving membership in American Society of Safety Engineers in the amount of \$200. | |
| c. | Recommend approval of Leak Relief in the amount of \$591.36 to Pamela White. | |

The consent agenda was offered by Director Kaiser, seconded by Director Word and passed by the following roll call vote:

AYES:	Directors:	Kaiser, Bergen, Word, Baggerly
NOES:	Directors:	None
ABSENT:	Directors:	Hicks

Resolution is numbered 12-23.

- | | | |
|----|--------------|----------|
| 5. | <u>Bills</u> | APPROVED |
|----|--------------|----------|

On the motion of Director Bergen, seconded by Director Kaiser and passed, the bills were approved.

6. Committee/Manager Reports

APPROVED FOR FILING

- a. Water Resources Committee Minutes
- b. Recreation Committee Minutes
- c. Executive Committee Minutes
- d. Finance Committee Minutes

Director Word brought attention to the comments regarding leak relief and suggested this may be the time to look at that program. The water is going through the meters and we are not charging under this program and we may want to look at if we want to retain this program. President Baggerly asked if other districts have leak relief. Mr. Wickstrum explained many do not. We emphasize that if there is a problem with your plumbing on your side of the meter you have to take care of it. Director Word explained that the City of Ventura will drop your rate back one tier. Mr. Wickstrum explained this can be discussed further in Executive Committee.

On the motion of Director Word, seconded by Director Bergen and passed, the Committee/Manager Reports were approved for filing.

7. Recommend approval of the payment to the Bureau of Reclamation in the amount of \$317,944.82 for the M&I and interest portion of the Safety of Dams obligation. APPROVED

On the motion of Director Kaiser, seconded by Director Bergen and passed, the above recommendation was approved.

8. Discussion regarding the scheduling of Board meetings through the summer months.

The Board discussed various scheduling conflicts through the summer months and it was determined that there is no need to alter the Board meeting schedule at this time.

9. Information Items:

- a. Monthly Cost Analysis for operation of Robles, fisheries and fish passage.
- b. Lake Casitas Recreation Area Report for April, 2012.
- c. 2011 Robles Progress Report.
- d. News Articles.
- e. Investment Report

Director Kaiser suggested checking with County Office of Emergency Services to see if radiation is on their radar.

President Baggerly moved the meeting to closed session at 3:42 p.m.

10. Closed Session

- a. (Govt. Code Sec. 54956.9 (c))
Conference with Legal Counsel – Anticipated Litigation (One case).

President Baggerly reconvened the meeting in open session at 4:00 p.m. stating there was nothing to report.

11. Adjournment

President Baggerly adjourned the meeting at 4:00 p.m.

Bill Hicks, Secretary

CERTIFICATION

Payroll disbursements for the pay period ending 06/09/12
Pay Date of 06/14/12
have been duly audited and are
hereby certified as correct.

Signed: Denise Collin 6/11/12
Denise Collin

Signed: _____
Signature

Signed: _____
Signature

Signed: _____
Signature

A/P Fund

Publication of check register is in compliance with Section 53065.6 of the Government Code which requires the District to disclose reimbursements to employees and/or directors.

000338	A/P Checks:	012031-012044
	A/P Draft to P.E.R.S.	061323
	A/P Draft to State of CA	061322
	A/P Draft to I.R.S.	061321
	Void:	

000339	A/P Checks:	012045-012147
	A/P Draft to P.E.R.S.	
	A/P Draft to State of CA	
	A/P Draft to I.R.S.	
	Void:	012109-012110

The above numbered checks, have been duly audited are hereby certified as correct.


Denise Collin, Accounting Manager

Signature

Signature


Signature

CASITAS MUNICIPAL WATER DISTRICT
Payable Fund Check Authorization
Checks Dated 6/13/12-6/21/12
Presented to the Board of Directors For Approval June 27, 2012

Check	Payee			Description	Amount
000338	Payables Fund Account	#	9759651478	Accounts Payable Batch 061312	\$97,990.32
000339	Payables Fund Account	#	9759651478	Accounts Payable Batch 062112	\$552,297.40
					\$650,287.72
000340	Payroll Fund Account	#	9469730919	Estimated Payroll 7/12/12	\$150,000.00
					\$150,000.00
				Total	\$800,287.72

Publication of check register is in compliance with Section 53065.6 of the Government Code which requires the District to disclose reimbursements to employees and/or directors.

The above numbered checks, 000338-000340 have been duly audited is hereby certified as correct.

 Denise Collin, Accounting Manager

 Signature

 Signature

 Signature

6/21/2012 8:53 AM
 VENDOR SET: 01 Casitas Municipal Water D
 BANK: * ALL BANKS
 DATE RANGE: 6/13/2012 THRU 99/99/9999

A/P HISTORY CHECK REPORT

VENDOR I.D.	NAME	STATUS	CHECK DATE	INVOICE AMOUNT	DISCOUNT	CHECK NO	CHECK STATUS	CHECK AMOUNT
C-CHECK	VOID CHECK	V	6/21/2012			012109		
C-CHECK	VOID CHECK	V	6/21/2012			012110		

* * T O T A L S * *

	NO	INVOICE AMOUNT	DISCOUNTS	CHECK AMOUNT
REGULAR CHECKS:	0	0.00	0.00	0.00
HAND CHECKS:	0	0.00	0.00	0.00
DRAFTS:	0	0.00	0.00	0.00
EFT:	0	0.00	0.00	0.00
NON CHECKS:	0	0.00	0.00	0.00
VOID CHECKS:	2	VOID DEBITS 0.00		
		VOID CREDITS 0.00		
		0.00	0.00	
TOTAL ERRORS:	0			
VENDOR SET: 01 BANK:	TOTALS:	2	0.00	0.00
BANK:	TOTALS:	2	0.00	0.00

VENDOR I.D.	NAME	STATUS	CHECK DATE	INVOICE AMOUNT	DISCOUNT	CHECK NO	CHECK STATUS	CHECK AMOUNT
01629	3M							
	C-02909125A							
	D-02909125A							
	I-02909125							
	Accrue Use Tax	R	6/13/2012	11.35CR		012031		
	Accrue Use Tax	R	6/13/2012	11.35		012031		
	Prescription Safety Glasses	R	6/13/2012	156.50		012031		156.50
01985	AFLAC/FLEX ONE							
	I-061312							
	Reimburse Medical 2012	R	6/13/2012	672.00		012032		672.00
01666	AT & T							
	I-000003339031							
	I-000003418834							
	New T-1 Line, 8310001729783	R	6/13/2012	583.31		012033		
	New T-1 Line, 8310001729783	R	6/13/2012	357.32		012033		940.63
01153	RUSS BAGGERLY							
	I-May 12A							
	Reimburse Mileage 5/12	R	6/13/2012	65.49		012034		65.49
01483	CORVEL CORPORATION							
	I-M134004824969							
	I-M134004833254							
	Bill Review	R	6/13/2012	212.77		012035		
	Bill Review	R	6/13/2012	87.67		012035		300.44
01131	COUNTY OF VENTURA, IRWM TRUST							
	I-060711							
	Senior Canyon Grant Admin 2010	R	6/13/2012	3,780.00		012036		3,780.00
02218	Meat Shop							
	I-1702							
	Food for WP Soft Opening	R	6/13/2012	300.00		012037		300.00
02225	Musick, Peeler & Garrett LLP							
	I-235489							
	I-236972							
	Professional Srvcs 3/12	R	6/13/2012	3,192.00		012038		
	Professional Srvcs 4/12	R	6/13/2012	228.00		012038		3,420.00
00170	OXNARD AUTO ELECTRIC COMPANY							
	I-115885							
	Stihl Blower for TP	R	6/13/2012	246.51		012039		246.51
00124	ICMA RETIREMENT TRUST - 457							
	I-CUI201206110576							
	I-DCI201206110576							
	I-DI%201206110576							
	457 CATCH UP	R	6/13/2012	569.24		012040		
	DEFERRED COMP FLAT	R	6/13/2012	2,711.52		012040		
	DEFERRED COMP PERCENT	R	6/13/2012	42.77		012040		3,323.53
01960	Moringa Community							
	I-MOR201206110576							
	PAYROLL CONTRIBUTIONS	R	6/13/2012	16.75		012041		16.75
00985	NATIONWIDE RETIREMENT SOLUTION							
	I-CUN201206110576							
	I-DCN201206110576							
	457 CATCH UP	R	6/13/2012	423.06		012042		
	DEFERRED COMP FLAT	R	6/13/2012	4,077.68		012042		4,500.74

VENDOR I.D.	NAME	STATUS	CHECK DATE	INVOICE AMOUNT	DISCOUNT	CHECK NO	CHECK STATUS	CHECK AMOUNT
00180 I-UND201206110576	S.E.I.U. - LOCAL 721 UNION DUES	R	6/13/2012	610.50		012043		610.50
00230 I-UWY201206110576	UNITED WAY PAYROLL CONTRIBUTIONS	R	6/13/2012	45.00		012044		45.00
01985 I-061912	AFLAC/FLEX ONE Reimburse Medical 2012	R	6/19/2012	130.00		012045		130.00
00695 I-2460	AAA SERVICES CO. Repair Pressure Washer Maint	R	6/21/2012	490.66		012046		490.66
02377 I-060412	Laura Adams Camping Fee Refund	R	6/21/2012	60.00		012047		60.00
01441 I-38072	ADVANTAGE TELECOM, INC LCRA Monthly Phone Charges	R	6/21/2012	700.40		012048		700.40
00420 I-CASITHVAC20122	AE Group Mechanical Engineers, D.O. HVAC & Lighting Design	R	6/21/2012	5,950.00		012049		5,950.00
00026 I-1800007051	AERA ENERGY LLC Cathodic Protection License	R	6/21/2012	200.00		012050		200.00
01707 I-131244622	AIRGAS SPECIALTY PRODUCTS Ammonium Hydroxide, TP	R	6/21/2012	4,262.12		012051		4,262.12
00010 I-9902383247	AIRGAS USA LLC Cylinder Rental for Pipelines	R	6/21/2012	47.99		012052		47.99
02371 I-060512	Virginia Allen Camping Fee Refund	R	6/21/2012	80.00		012053		80.00
00836 I-10073380 I-10082192	AMERICAN RED CROSS Lifeguard Certificates First Aid/CPR/AED Certs	R R	6/21/2012 6/21/2012	175.00 351.00		012054 012054		526.00
02211 I-1001044382	American Society of Safety Eng Professional Membership	R	6/21/2012	200.00		012055		200.00
00840 I-00433181N	AQUA-METRIC SALES COMPANY Mini Touch Reader, O&M CS	R	6/21/2012	472.31		012056		472.31

VENDOR I.D.	NAME	STATUS	CHECK DATE	INVOICE AMOUNT	DISCOUNT	CHECK NO	CHECK STATUS	CHECK AMOUNT
02383	Kathy Arias							
I-060612	Camping Fee Refund	R	6/21/2012	65.00		012057		65.00
02179	Art Street Interactive							
I-85076	Website Hosting & Maint, 5/12	R	6/21/2012	542.15		012058		542.15
00018	AT & T MOBILITY							
I-829434088X06142012	PT Wildlife Biologist Cell	R	6/21/2012	7.53		012059		7.53
00020	AVENUE HARDWARE, INC							
I-46937	Duct Tape, Brads for TP	R	6/21/2012	14.27		012060		
I-46964	Wrenches, Plastic Case Dst Mnt	R	6/21/2012	12.07		012060		26.34
00030	B&R TOOL AND SUPPLY CO							
I-1243470000101	Part for Band Saw, Pipeline	R	6/21/2012	10.32		012061		
I-1246422000101	Comb Wrench for E & M	R	6/21/2012	62.93		012061		
I-1246460000101	Autofeed Cutter for TP	R	6/21/2012	34.53		012061		
I-1246662000101	Replace Broken Grinder, PL	R	6/21/2012	178.52		012061		286.30
02283	Mary Bergen							
I-Apr 12	Reimburse Mileage 4/12	R	6/21/2012	12.32		012062		
I-Mar 12	Reimburse Mileage 3/12	R	6/21/2012	47.95		012062		
I-May 12	Reimburse Mileage 5/12	R	6/21/2012	20.54		012062		80.81
00821	BEST BEST & KRIEGER LLP							
I-679393	Matter No 8235600001 5/12	R	6/21/2012	49.00		012063		
I-679394	Matter No 8235600002 5/12	R	6/21/2012	176.40		012063		225.40
00032	BIOVIR LABORATORIES, INC							
I-120580	Giardia/Crypto Evaluation	R	6/21/2012	396.48		012064		396.48
01616	FRED BRENEMAN							
I-061812	6/10/12-6/23/12	R	6/21/2012	391.00		012065		391.00
02384	Paul Brink							
I-061212	Camping Fee Refund	R	6/21/2012	230.00		012066		230.00
00229	BUREAU OF RECLAMATION							
I-BD120520W531A	Safety of Dams Program	R	6/21/2012	113,299.08		012067		
I-BD120520W531B	Safety of Dams IDC	R	6/21/2012	204,645.74		012067		317,944.82
02356	Carboline Company							
I-20873845	Paint for Lazy River	R	6/21/2012	380.63		012068		380.63

VENDOR I.D.	NAME	STATUS	CHECK DATE	INVOICE AMOUNT	DISCOUNT	CHECK NO	CHECK STATUS	CHECK AMOUNT
00055	CASITAS BOAT RENTALS							
	I-May 12 Cafe Pass Reimbursement	R	6/21/2012	3,071.47		012069		
	I-May 12 Gas Gas for Boats at LCRA	R	6/21/2012	1,269.11		012069		4,340.58
00589	CDW-G							
	C-L087655 Router Returned Inv#J239590	R	6/21/2012	188.21CR		012070		
	I-L378886 UPS for Telemetry	R	6/21/2012	2,981.55		012070		2,793.34
00511	Centers for Family Health							
	I-15310 Drug Tests	R	6/21/2012	135.00		012071		135.00
01035	ANGELA CHAPMAN-KOFRON							
	I-Mar-Jun 13 2012 Reimburse Mileage 3/21-6/13	R	6/21/2012	296.37		012072		296.37
02372	Patricia Chihuahua							
	I-052612 Camping Fee Refund	R	6/21/2012	34.00		012073		34.00
00057	CLEAN SOURCE							
	I-267697400 Janitorial Supplies, LCRA	R	6/21/2012	284.87		012074		284.87
00061	COMPUWAVE							
	I-SB02070485 UPS for Telemetry, Pump Plants	R	6/21/2012	3,332.26		012075		
	I-SB02070661 Toner Cartridges	R	6/21/2012	389.08		012075		
	I-SB02070671 Backup Exec Renewal, IT Dept	R	6/21/2012	220.50		012075		3,941.84
01588	CONSULTING WEST ENGINEERS							
	I-CMWD1203 Elec Upgrades, Ave 1 & Ave 2	R	6/21/2012	4,555.00		012076		
	I-CMWD1204 Elec Upgrade, UOPP	R	6/21/2012	16,010.00		012076		
	I-CMWD1205 Elec Upgrade, Fairview PP	R	6/21/2012	7,920.00		012076		28,485.00
00719	CORELOGIC INFORMATION SOLUTION							
	I-80523680 Realquest Subscription	R	6/21/2012	125.00		012077		125.00
01764	CSG Systems, Inc.							
	I-703631 UB Mailing 4/26/12	R	6/21/2012	959.55		012078		959.55
01001	CUSTOM PRINTING							
	I-118424 Frequent Visitor Agreements	R	6/21/2012	229.78		012079		229.78
00076	DEKREEK TECHNICAL SERVICES							
	I-62062 CP-1 SCADA Upgrade Project	R	6/21/2012	5,600.00		012080		5,600.00
00081	DELTA LIQUID ENERGY							
	I-23208865 Fill Damtender Propane Tank	R	6/21/2012	99.51		012081		
	I-23208914 Fill Shower Propane Tank	R	6/21/2012	121.37		012081		220.88

VENDOR I.D.	NAME	STATUS	CHECK DATE	INVOICE AMOUNT	DISCOUNT	CHECK NO	CHECK STATUS	CHECK AMOUNT
02378	Robert Dinonno							
I-060412	Camping Fee Refund	R	6/21/2012	140.00		012082		140.00
00086	E.J. Harrison & Sons Inc							
I-910	Acct#500546088 Trash Pickup	R	6/21/2012	1,400.00		012083		1,400.00
00095	FAMCON PIPE & SUPPLY							
I-142049	Saddle for Solimar Beach Meter	R	6/21/2012	131.92		012084		
I-142596	Restock Warehouse Meter Parts	R	6/21/2012	3,324.75		012084		3,456.67
00714	FAST SIGNS							
I-26429811	Sign for Garage	R	6/21/2012	40.22		012085		40.22
00099	FGL ENVIRONMENTAL							
I-203771A	Nutrients, Inorganics 4/12	R	6/21/2012	677.80		012086		
I-204043A	Nutrient Profile 4/12	R	6/21/2012	1,666.00		012086		
I-204436A	THM/HAA 5/12	R	6/21/2012	713.00		012086		
I-204437A	Nutrients, Inorganics 4/12	R	6/21/2012	233.65		012086		
I-204736A	Wet Chemistry-NO3	R	6/21/2012	61.00		012086		
I-204813A	Wet Chemistry-NO3	R	6/21/2012	43.00		012086		
I-205044A	Metals, Total-Mn	R	6/21/2012	70.00		012086		
I-205255A	Wet Chemistry-NO3	R	6/21/2012	43.00		012086		3,507.45
02319	Flow Science Incorporated							
I-0006676	LCRA Aeration System Study	R	6/21/2012	15,432.50		012087		15,432.50
00104	FRED'S TIRE MAN							
I-58900	4 Tires for Eq#8, E&M Truck	R	6/21/2012	944.24		012088		944.24
00106	FRONTIER PAINT							
I-F163950	Paint Supplies for Dist Maint	R	6/21/2012	15.11		012089		
I-F164717	Curb Paint for Dist Maint	R	6/21/2012	43.76		012089		58.87
00376	GALL'S, INC.							
I-512208318	Siren for Eq#27, LCRA Truck	R	6/21/2012	173.20		012090		
I-512211000	Binoculars for Patrol Vehicles	R	6/21/2012	133.78		012090		306.98
00115	GRAINGER, INC							
I-9845316125	Light Tubes for Dist Stock	R	6/21/2012	423.46		012091		
I-9847832327	Ball Valves for TP	R	6/21/2012	68.47		012091		491.93
00121	HACH COMPANY							
I-7786779	Settling Cone for Lab	R	6/21/2012	53.59		012092		53.59

VENDOR I.D.	NAME	STATUS	CHECK DATE	INVOICE AMOUNT	DISCOUNT	CHECK NO	CHECK STATUS	CHECK AMOUNT
01052 I-123961	HARBOR FREIGHT TOOLS USA, INC Gloves and Paint Brushes, DM	R	6/21/2012	44.93		012093		44.93
02379 I-060512	Erik Hiljus Camping Fee Refund	R	6/21/2012	220.00		012094		220.00
00119 I-080373	HOUSE SANITARY SUPPLY, INC Janitorial Supplies	R	6/21/2012	64.35		012095		64.35
01177 I-107003351	ICON SAFETY COMPANY INC. Confined Space Meter Sensor	R	6/21/2012	325.24		012096		325.24
00127 I-00127709 I-00127737	INDUSTRIAL BOLT & SUPPLY Studs & Nuts for TP Nuts for Dezurik Valve StudsTP	R R	6/21/2012 6/21/2012	222.14 42.21		012097 012097		264.35
00872 I-4181	Irrisoft, Inc. Weather Station Signal Service	R	6/21/2012	79.00		012098		79.00
00131 I-549159	JCI JONES CHEMICALS, INC Chlorine for TP, CM#549200	R	6/21/2012	1,770.00		012099		1,770.00
00345 I-53110501	KAZARIANS & ASSOCIATES, INC. RMP/PSM Safety Program Audit	R	6/21/2012	3,073.03		012100		3,073.03
02203 I-120147	KEYT TV Waterpark Commercials	R	6/21/2012	270.00		012101		270.00
02373 I-060512	Jill Kramer Camping Fee Refund	R	6/21/2012	440.00		012102		440.00
01270 I-May 12	SCOTT LEWIS Reimburse Expenses 5/12	R	6/21/2012	576.05		012103		576.05
02380 I-060412	Dave Lidren Camping Fee Refund	R	6/21/2012	70.00		012104		70.00
00328 I-53012	LIGHTNING RIDGE TP & E&M Uniforms	R	6/21/2012	665.95		012105		665.95
00145 I-3471	MAGNUM FENCE & SECURITY, INC. Hinges for Gate at Robles	R	6/21/2012	28.87		012106		28.87

VENDOR I.D.	NAME	STATUS	CHECK DATE	INVOICE AMOUNT	DISCOUNT	CHECK NO	CHECK STATUS	CHECK AMOUNT
00329	MCMaster-CARR SUPPLY CO.							
I-27764989	Pressure Regulator,Pump Plants	R	6/21/2012	270.03		012107		270.03
00151	MEINERS OAKS ACE HARDWARE							
I-494805	Oil for Eq#289, Cortez Boat	R	6/21/2012	96.40		012108		
I-496426	Copper Tube for UOPP	R	6/21/2012	105.64		012108		
I-497091	Pliers, Nozzle for Quagga	R	6/21/2012	37.01		012108		
I-497428	Replace Trach Cans, LCRA	R	6/21/2012	106.12		012108		
I-497434	Concrete for W. O.V. Ave Leak	R	6/21/2012	56.15		012108		
I-497455	Fittings for Turbidimeters, TP	R	6/21/2012	10.08		012108		
I-497560	Light Sensor for Warehouse	R	6/21/2012	7.80		012108		
I-497572	Valve, Santa Ana Sample Point	R	6/21/2012	7.80		012108		
I-497598	Materials for Dist Maint	R	6/21/2012	25.83		012108		
I-497635	Wire Brush for O & M CS	R	6/21/2012	2.99		012108		
I-497840	Gloves, Sanding Mask,	R	6/21/2012	62.64		012108		
	Hearing Protection for O&M CS							
I-497847	Broom, Caulk for Pipelines	R	6/21/2012	34.48		012108		
I-497954	Staples for Dist Maint Stock	R	6/21/2012	6.74		012108		
I-498020	Electric Supplies, Telemetry	R	6/21/2012	67.33		012108		
I-498420	Batteries for Waterpark	R	6/21/2012	8.03		012108		
I-498502	Switch & Bolts for LCRA Maint	R	6/21/2012	5.63		012108		
I-498535	Valve for Campground E	R	6/21/2012	11.12		012108		
I-498626	Valve for Waterpark SH	R	6/21/2012	10.65		012108		
I-498953	Spray Paint, Bit Set, Pipeline	R	6/21/2012	28.06		012108		
I-499080	Ratchet, Sockets, Dist Maint	R	6/21/2012	25.60		012108		
I-499157	Electric Supplies, Telemetry	R	6/21/2012	67.58		012108		
I-499172	Keep Out Signs, M Playground	R	6/21/2012	2.11		012108		
I-499182	Masking Tape for LCRA	R	6/21/2012	19.18		012108		
I-499194	Work Jeans for LCRA Maint	R	6/21/2012	172.60		012108		977.57
02381	Greg Meyer							
I-061712	Camping Fee Refund	R	6/21/2012	17.00		012111		17.00
00163	OFFICE DEPOT							
I-611999158001	Toner Cartridge	R	6/21/2012	76.53		012112		
I-611999212001	Coin Wrappers for LCRA	R	6/21/2012	32.15		012112		
I-613396721001	Office Supplies	R	6/21/2012	107.93		012112		
I-613814748001	Office Supplies	R	6/21/2012	102.48		012112		
I-613820452001	Copy Paper for District	R	6/21/2012	407.85		012112		726.94
01570	Ojai Auto Supply LLC							
I-243482	Fuel Filter for LCRA Dsl Pump	R	6/21/2012	12.86		012113		12.86

VENDOR I.D.	NAME	STATUS	CHECK DATE	INVOICE AMOUNT	DISCOUNT	CHECK NO	CHECK STATUS	CHECK AMOUNT
00607 I-071329	OJAI ELECTRIC Electrical Work at Waterpark	R	6/21/2012	225.00		012114		225.00
00602 I-41856	OJAI TRUE VALUE Tubing for Treatment Plant	R	6/21/2012	10.62		012115		10.62
00353 I-080511	OJAI VALLEY COMMUNITY HOSPITAL DOS 8/5/11 Claim#11-95561	R	6/21/2012	227.67		012116		227.67
01381 I-7432111	ONTRAC Refrigerated Sample to Biovir	R	6/21/2012	3.87		012117		3.87
02374 I-060512	Mark Pagano Camping Fee Refund	R	6/21/2012	75.00		012118		75.00
01334 I-E67334 I-E67343	POWER MACHINERY CENTER Club Car Lease, Y13634 Club Car Lease, Y13864	R R	6/21/2012 6/21/2012	798.20 602.67		012119 012119		1,400.87
01439 I-1763 I-1769	PRECISION POWER EQUIPMENT Filters for Weed Trimmers, DM Chain Saw Servicing, Dist Maint	R R	6/21/2012 6/21/2012	58.93 75.00		012120 012120		133.93
02385 I-060612	Pauline Reveles Camping Fee Refund	R	6/21/2012	140.00		012121		140.00
02375 I-060912	Antonio Rodriguez Camping Fee Refund	R	6/21/2012	61.00		012122		61.00
01456 I-7383308 I-7388299	RYAN HERCO PRODUCTS CORP Clamps for Treatment Plant Clamps for Treatment Plant	R R	6/21/2012 6/21/2012	43.46 48.82		012123 012123		92.28
00202 I-2012537	S.H. CONSTRUCTION Services on Matilija Leak	R	6/21/2012	8,426.90		012124		8,426.90
01992 I-1878	Salinas Tree Service Trim Sycamore Tree at Dist Ofc	R	6/21/2012	150.00		012125		150.00
02382 I-052612	Alex A. Sapien Camping Fee Refund	R	6/21/2012	51.00		012126		51.00
02376 I-060412	Leslie Schreiber Irrigation Controller Rebate	R	6/21/2012	250.00		012127		250.00

VENDOR I.D.	NAME	STATUS	CHECK DATE	INVOICE AMOUNT	DISCOUNT	CHECK NO	CHECK STATUS	CHECK AMOUNT
01105 I-T993597	SEARS COMMERCIAL ONE Medical Freezer for Lab	R	6/21/2012	247.41		012128		247.41
00608 I-2407260	SMITH PIPE & SUPPLY INC. Roundup for District Maint	R	6/21/2012	2,560.27		012129		2,560.27
02003 I-1930	Sostre & Associates ADA Fix for Casitas Website	R	6/21/2012	125.00		012130		125.00
02163 I-053112	Toro Enterprises, Inc. Rincon 2M Pipeline Replacement	R	6/21/2012	59,470.30		012131		59,470.30
00234 I-061812 Refund Notice 12-271-RN	UNITED WATER CONSERVATION State Water Plan Payment	R	6/21/2012	9,761.25		012132		
I-061812A Refund Notice 12-299-RN	State Water Plan Payment	R	6/21/2012	285.75		012132		10,047.00
00185 I-LA771782 I-LA773598	Univar USA Inc Sodium Hypochlorite, WP Hydrochloric Acid, WP	R R	6/21/2012 6/21/2012	1,825.13 934.69		012133 012133		2,759.82
00825 I-685490 I-689674 I-692565	USA BLUEBOOK Buffer for Water Quality Platforms for Reservoirs Chlorine Dispenser for TP	R R R	6/21/2012 6/21/2012 6/21/2012	22.92 16,486.26 28.45		012134 012134 012134		16,537.63
00842 I-249671	Ventura County Reporter Summer Guide Display, LCRA	R	6/21/2012	590.00		012135		590.00
00774 I-1213795	Ventura County Sheriff's Offic Homebrewer Festival Security	R	6/21/2012	2,717.80		012136		2,717.80
09775 I-121611	VENTURA ORTHOPAEDIC & SPORTS DOS 12/16/11 Claim#11-95564	R	6/21/2012	101.26		012137		101.26
00256 I-1274223	VENTURA RENTAL CENTER, INC. Excavator Rental for Leak	R	6/21/2012	623.39		012138		623.39
09955 I-164745 I-164951	VENTURA WHOLESALE ELECTRIC Electrical Boxes for Maint Switches for Dam Lights	R R	6/21/2012 6/21/2012	90.09 15.02		012139 012139		105.11

VENDOR I.D.	NAME	STATUS	CHECK DATE	INVOICE AMOUNT	DISCOUNT	CHECK NO	CHECK STATUS	CHECK AMOUNT
00949	CITY OF VENTURA							
I-061812	State Water Plan Payment	R	6/21/2012	19,522.50		012140		
	Refund Notice 12-271-RN							
I-061812A	State Water Plan Payment	R	6/21/2012	571.50		012140		20,094.00
	Refund Notice 12-299-RN							
01283	Verizon Wireless							
I-1089475766	Dist Office Monthly Cell Chrgs	R	6/21/2012	578.01		012141		
I-1089476544	LCRA Monthly Cell Phone Chrgs	R	6/21/2012	154.23		012141		732.24
00439	WAYCASY CRANE SERVICE							
I-5600	Remove Intake StructureTrolley	R	6/21/2012	740.00		012142		740.00
00270	WELLS FARGO BANK							
C-060812C	Accrue Use Tax	R	6/21/2012	15.95CR		012143		
D-060812C	Accrue Use Tax	R	6/21/2012	15.95		012143		
I-060812	Wireless Router for Waterpark	R	6/21/2012	393.86		012143		
I-060812A	USA Safety Training Items	R	6/21/2012	229.95		012143		
I-060912B	Monthly Credit Card Charges	R	6/21/2012	3,395.86		012143		4,019.67
00826	STAN WHISENHUNT DBA							
I-5396	Newsletter/Water Qual Layout	R	6/21/2012	705.00		012144		
I-5397	LCRA Brochures, Change & Print	R	6/21/2012	1,529.16		012144		2,234.16
00274	JAMES WORD							
I-May 12	Reimburse Mileage 5/12	R	6/21/2012	88.80		012145		88.80
01500	WORKRITE							
I-0692311	Fire Rated Pants for E & M	R	6/21/2012	354.63		012146		354.63
01985	AFLAC/FLEX ONE							
I-062112	Reimburse Medical 2012	R	6/21/2012	30.00		012147		30.00
00128	INTERNAL REVENUE SERVICE							
C-T3 201206110575	FICA Withholding	D	6/13/2012	18.03CR		061321		
C-T4 201206110575	Medicare Withholding	D	6/13/2012	4.22CR		061321		
I-T1 201206110576	Federal Withholding	D	6/13/2012	23,368.02		061321		
I-T3 201206110575	FICA Withholding	D	6/13/2012	18.03		061321		
I-T3 201206110576	FICA Withholding	D	6/13/2012	20,882.45		061321		
I-T4 201206110575	Medicare Withholding	D	6/13/2012	4.22		061321		
I-T4 201206110576	Medicare Withholding	D	6/13/2012	5,823.06		061321		50,073.53
00049	STATE OF CALIFORNIA							
I-T2 201206110576	State Withholding	D	6/13/2012	7,403.28		061322		7,403.28

VENDOR I.D.	NAME	STATUS	CHECK DATE	INVOICE AMOUNT	DISCOUNT	CHECK NO	CHECK STATUS	CHECK AMOUNT
00187	CALPERS							
	I-PER201206110576	D	6/13/2012	10,090.00		061323		
	I-PRR201206110576	D	6/13/2012	12,045.42		061323		22,135.42

* * T O T A L S * *	NO	INVOICE AMOUNT	DISCOUNTS	CHECK AMOUNT
REGULAR CHECKS:	115	570,675.49	0.00	570,675.49
HAND CHECKS:	0	0.00	0.00	0.00
DRAFTS:	3	79,612.23	0.00	79,612.23
EFT:	0	0.00	0.00	0.00
NON CHECKS:	0	0.00	0.00	0.00
VOID CHECKS:	0	VOID DEBITS 0.00		
		VOID CREDITS 0.00	0.00	0.00

TOTAL ERRORS: 0

VENDOR SET: 01	BANK: AP	TOTALS:	118	650,287.72	0.00	650,287.72
BANK: AP	TOTALS:		118	650,287.72	0.00	650,287.72
REPORT TOTALS:			120	650,287.72	0.00	650,287.72

SELECTION CRITERIA

VENDOR SET: 01-Casitas Mun Water Dist
VENDOR: ALL
BANK CODES: Include: AP
FUNDS: All

CHECK SELECTION

CHECK RANGE: 000000 THRU 999999
DATE RANGE: 6/13/2012 THRU 99/99/9999
CHECK AMOUNT RANGE: 0.00 THRU 999,999,999.99
INCLUDE ALL VOIDS: YES

PRINT OPTIONS

SEQUENCE: CHECK NUMBER

PRINT TRANSACTIONS: YES
PRINT G/L: NO
UNPOSTED ONLY: NO
EXCLUDE UNPOSTED: NO
MANUAL ONLY: NO
STUB COMMENTS: YES
REPORT FOOTER: NO
CHECK STATUS: NO
PRINT STATUS: * - All

CASITAS MUNICIPAL WATER DISTRICT
Inter-Office Memorandum

DATE: June 19, 2012
TO: Board of Directors
FROM: General Manager, Steve Wickstrum
Re: Water Resources Committee Meeting of June 18, 2012

RECOMMENDATION:

It is recommended that the Board of Directors receive and file this report.

BACKGROUND AND OVERVIEW:

1. **Roll Call.**
Director Baggerly and Director Hicks.
Staff – Ron Merckling
Public – None
2. **Public Comments.** None.
3. **Board Comments.**
Director Hicks commented on the water park and that the filter media change out seemed to have a positive result on the water quality in the features.
4. **Manager Comments.**
The General Manager provided information gathered to date on the State and Federal efforts to monitor radioactivity from the Fukushima disaster. Air quality monitoring has been intense and continuing with no change reported to date, according to Kurt Souza, California Department of Public Health.
5. **Crop Report Delinquency – Billing Adjustment Request from David Flores and Nicolosa Ruiz.**
The Committee discussed the requirements to receive an agricultural water rate, in particular the filing of a crop report in a timely manner. The filing of an annual crop report is required by the terms of the Repayment Contract with the Bureau of Reclamation. Casitas submits this information in March of each year. Staff spends a considerable effort to gather annual crop reports that are not filed on time, sending out additional letters and making phone calls before eventually notifying the customer that the agricultural rate is reclassified to the residential rate. After receiving the first bill at the residential rate the customer then provides the crop report and asks to be retroactively reclassified.

The above property owners failed to submit the crop report after two letters and responded on June 7, 2012, after receiving a large water bill. This was the third delinquency in six years. The customer's letter requests a retroactive adjustment of the water bill and states personal reasons for not complying with the request for crop information.

Staff will consider the request for retroactive bill adjustment and continue to improve on communicating with our agricultural customers. No further action by this committee or the Board at this time.

6. **UCSB's Bren School of Environmental Science & Management Project Proposal on Sustainable Water Use in the Ventura River Watershed.**

The General Manager reported that he received notice from Lorraine Walters, Ventura River Water Council, that the Bren School has a project proposal project by a group of Masters students and we have two days to comment on the project. The Committee discussed the lack of time for review and comment. The Committee discussed the relevance of the project work, the use of a simulation model with data inputs, and the approaches taken in the project description. It is noted that Paul Jenkins is considered as the client for the project group. While Casitas has no comment at this time, the Committee will be interested in the project.

CASITAS MUNICIPAL WATER DISTRICT
Inter-Office Memorandum

DATE: June 18, 2012
TO: Board of Directors
FROM: General Manager, Steve Wickstrum
Re: Finance Committee Meeting of June 15, 2012

RECOMMENDATION:

It is recommended that the Board of Directors receive and file this report.

BACKGROUND AND OVERVIEW:

1. **Roll Call.**
Director Bergen and Director Word
Staff – Steve Wickstrum and Denise Collin
2. **Public comments.** None.
3. **Board/Management comments.**
The Committee was informed of a recent (6/13/2012) call to action by AWCA and CSDA to protect agencies from losing \$250 million by the Governor's suspension of negotiated pass through agreement funding. While Casitas receives a small amount of this funding (\$18k in 2012), Casitas would support the call to action. The General Manager will issue letter to local legislators.
4. **Review of the Financial Statement for May 2012.**
The Committee reviewed the financial statement for May 2012. There were no discrepancies to report.
5. **Review of the Water Consumption for May 2012.**
The Committee had reviewed the May water consumption numbers during the May Finance Committee meeting. Denise Collin reported that the June water consumption numbers had exceeded 15,000 acre-feet.
6. **Review of the draft budget for FY 2012-13.**
There were no further revisions to the draft budget, which is scheduled for Board consideration of adoption on June 27, 2012.
7. **Review of Prop 4 appropriations limit for fiscal year ending June 30, 2013.**
Denise Collin presented the documentation for Prop 4 appropriations limit. This item is to be moved to the Board of Directors for consideration of adoption.

8. **Ojai Valley Sanitary District request to install radio repeaters on District property.**
The General Manager presented a proposal by Ojai Valley Sanitary District to install radio repeaters on the structure atop Casitas Dam at the hoist house and at the Rincon Chlorination Station. The purpose of the repeaters is to provide OVSD with better SCADA transmission from their treatment plant to their main office. The repeaters will be in a small enclosure mounted to each building and with a 20" long antenna mounted to either the hand railings or the roof of the building. The proposal is fully supported by staff and reciprocating a similar approval that occurred between OVSD and Casitas several years ago. This request must be licensed by the Bureau of Reclamation. This proposal will be forward to the Board for consideration. If approved, staff will send a letter of support to the Bureau of Reclamation, with any relevant conditions, and OVSD will apply separately for the license.

CASITAS MUNICIPAL WATER DISTRICT
Inter-Office Memorandum

DATE: June 21, 2012
TO: Board of Directors
FROM: General Manager, Steve Wickstrum
Re: Water Rate and Service Charge Adjustments – FY 2012-13 and FY 2013-14

RECOMMENDATION:

It is recommended that the Board of Directors consider public comment and move to adopt the proposed water rate and service charge adjustments that become effective on July 1, 2012, and July 1, 2013, during the regular meeting of the Board of Directors on June 27, 2012.

BACKGROUND:

In 2008, the Board of Directors accepted the Water Rate Study that was prepared by Raftelis Financial Consultants, Inc., in which there were recommended changes to the District water rate structure in 2008 and additional changes in the subsequent years. The District did adopt the Raftelis recommended changes to water rate and service charges in 2008, but did not adopt the recommended rate changes in subsequent years. Since 2008, the District has been able to balance expenditures with revenues and complete many vital projects without rate increases.

During the preparation of the FY 2012-13 Budget, the Finance Committee recognized a financial budget gap that is primarily related to a decrease in water sales, rising expenses and the new annual expense for the Safety of Dams payment obligation. The Finance Committee has suggested reinitiating the Raftelis recommendation for rate increases in subsequent years with a 3% increase in water rates and a 6% increase in service charges for FY 2012-13. The Finance Committee had considered a 6% increase in water rates for FY 2012-13 to address the full budget gap, but has instead suggested that the District adopt water rate increases of 3% in FY2012-13 and 3% again in 2013-14.

The revenue that is anticipated from the 6% increase in the service charge is to be directed toward the annual payments to the Bureau of Reclamation for the Safety of Dams modification of Casitas Dam. The annual payments are new expenses in the District's budget that are separate and different from the Ventura River Project repayment. The District had completed the Ventura River Project repayment in February 2012.

The proposed changes to the water rates and service charges have been appropriately noticed to the public in accordance with the requirements of Proposition 218, providing adequate time and ability for customers to submit a protest letter, and noticing that a public hearing will be conducted by the Board of Directors on June 27, 2012.

Conclusion.

The Finance Committee has concurred with staff that the adjustments to the water rates and service charges be applied to the proposed FY 2012-13 budget revenue and further adjustments to the water rates be approved for FY 2013-14, and that the said adjustments to water rates and service charges be considered for adoption after a public hearing during a scheduled meeting of the Board of Directors on June 27, 2012.

If there are any questions in regard to this matter, please do not hesitate to discuss any and all

questions with me.

CASITAS MUNICIPAL WATER DISTRICT

A RESOLUTION ADOPTING REVISIONS TO THE RATES AND REGULATIONS FOR WATER SERVICE

WHEREAS, the Board of Directors reviewed the Rates and Regulations for Water Service and agreed to adopt the revisions for the Rates and Regulations effective July 1, 2012; and

WHEREAS, it has been determined by the Casitas Board of Directors that it would be in the best interest to revise the rates and regulations for water service; and

WHEREAS, the Casitas Board of Directors finds that, pursuant to California Constitution Article XIIC, Sections 1(e)(7), the fees and charges established by this Resolution as property-related fees imposed in accordance with the provisions of Article XIID and, therefore, not taxes subject to the requirements of California Constitution Article XIIC, Section 2.

WHEREAS, the increase in rates will be used to meet operations and maintenance costs, purchase of equipment or materials, meeting financial reserve needs and obtaining funds for capital projects, necessary to maintain service within existing service areas.

WHEREAS, the Board of Directors have conducted a public hearing in accordance with Proposition 218 and they have found there was not a majority protest to the revision of water rates; and

NOW, THEREFORE, BE ITE RESOLVED by the Board of Directors of the Casitas Municipal Water District as follows:

1. The schedule of Water Rates shall be as shown on Attachments "A" Attached hereto.
2. This revised schedule shall be effective on July 1, 2012.

ADOPTED this 27th day of June, 2012.

Russ Baggerly, President
Casitas Municipal Water District

ATTEST:

Bill Hicks, Secretary
Casitas Municipal Water District

ATTACHMENT A

**CASITAS MUNICIPAL WATER DISTRICT
EXCERPT OF RATES AND REGULATIONS FOR WATER SERVICE**

Volume Rate	Units of water*	Gravity (Served without pumping) Rate per Unit*		Pumped (Most customers) Rate per Unit*	
9.3.1 RATE SCHEDULE — CLASS 1 SERVICE					
Customer Type		Effective		Effective	
		July 1, 2012	July 1, 2013	July 1, 2012	July 1, 2013
Residential					
Bi-monthly Lifeline	0-20 Units	\$0.584	\$0.602	\$0.856	\$0.882
Bi-monthly Usage	21-34 Units	\$1.033	\$1.064	\$1.305	\$1.344
Bi-monthly Usage	35-100 Units	\$1.446	\$1.489	\$1.718	\$1.770
Bi-monthly Usage	Over 101 Units	\$2.266	\$2.334	\$2.538	\$2.614
Business		\$1.297	\$1.336	\$1.570	\$1.617
Industrial		\$1.297	\$1.336	\$1.570	\$1.617
Resale		\$0.803	\$0.827	\$1.445	\$1.488
Other		\$1.297	\$1.336	\$1.570	\$1.617
Temporary		\$1.462	\$1.506	\$1.733	\$1.785
Recreation		\$1.297	\$1.336	\$1.570	\$1.617
9.3.3 RATE SCHEDULE — CLASS 3 SERVICE					
Ag-Residential					
Monthly Lifeline	0-10 Units	\$0.584	\$0.602	\$0.856	\$0.882
Monthly Usage	11-17 Units	\$1.033	\$1.064	\$1.305	\$1.344
Monthly Usage	18-50 Units	\$1.446	\$1.489	\$1.718	\$1.770
Irrigation (AG)	51 units +	\$0.606	\$0.624	\$0.878	\$0.904
9.4.2 RATE SCHEDULE — SERVICE CHARGES					
Meter Service Charge		Effective July 1, 2012			
Meter Size	Max Cap. GPM	Monthly		Bi-Monthly	
5/8"-3/4"	20-30	\$23.34		\$40.62	
1"	50	\$34.86		\$63.66	
1 1/2"	120	\$63.66		\$121.25	
2"	160	\$98.22		\$190.38	
2 1/2"	300	\$150.05		N/A	
3"	320	\$207.65		\$409.23	
4"	1000	\$368.92		\$731.78	
6"	2000	\$812.42		\$1,618.76	
Over 6"	Over 2000	\$2.82751 per gpm		\$5.65502 per gpm	

*One unit equals 100 cubic feet or 748 gallons.

CASITAS MUNICIPAL WATER DISTRICT

**RESOLUTION APPROVING THE PRELIMINARY ASSESSMENT
FOR REVISION TO THE RATES & REGULATIONS FOR
WATER SERVICE, ADOPTING THE NOTICE OF EXEMPTION, AND
DIRECTING THE NOTICE OF EXEMPTION TO BE FILED WITH
THE CLERK OF THE COUNTY OF VENTURA**

WHEREAS, the Board of Directors approved the Preliminary Assessment at its regular meeting on June 27, 2012; and

WHEREAS, it was determined that the project is exempt because said project is considered to be a categorically exempt discretionary project under Section 21080(b)(8) of Chapter 2.6 of Division 13 of the CEQA Statutes and Section 15273(a)(1) of the CEQA guidelines;

NOW, THEREFORE, BE IT RESOLVED by the Board of Directors of the Casitas Municipal Water District as follows:

1. The Board finds that the revision to water rates is for the purpose of:
 - Meeting operation and maintenance costs, purchase of equipment and materials
 - Meeting financial reserve needs and requirements
 - Obtaining funds for capital projects necessary to maintain service within existing service areas.
2. That the Notice of Exemption for revisions to the Rates and Regulations for Water Service attached hereto as Exhibit "A" is hereby adopted.
3. That the Clerk of the Board files the Notice of Exemption with the Clerk of the County of Ventura.

ADOPTED this 27th day of June, 2012.

Russ Baggerly, President
Casitas Municipal Water District

ATTEST

Bill Hicks, Secretary
Casitas Municipal Water District

PRELIMINARY ASSESSMENT
Casitas Municipal Water District
1055 Ventura Avenue
Oak View, California 93022

TO: Clerk's Office,
Ventura County
800 South Victoria Avenue
Ventura, California 93009

Description and Purpose of Project:

A) Proposed Revision in Water Rates

1. The revision to water rates and standby charges apply to all customers.

B) Proposed Use of Increased Revenue

Revenues generated from the water rate revisions will be utilized to:

1. Meet operations and maintenance costs
2. Purchase of equipment or materials
3. Meeting financial reserve needs
4. Obtaining funds for capital projects necessary to maintain service within existing service areas.

Preliminary Assessment:

Under Section 21080(b)(8) of Chapter 2.6 of Division 13 of the CEQA statutes and Section 15273(a)(1) of the CEQA guidelines, this project is a categorically exempt discretionary project.

Project Title: Revision to the Rates & Regulations for Water Service due to increased costs, purchase of equipment, meeting financial reserves and obtaining funds for capital projects

Project Location: District-wide.

Name of Public Agency Approving Project: Casitas Municipal Water District

Name of Public Agency Carrying Out Project: Casitas Municipal Water District

Contact Person: Steven E. Wickstrum, General Manager

Date: June 27, 2012 **Phone Number:** (805) 649-2251.

Steven E. Wickstrum
General Manager

NOTICE OF EXEMPTION
Casitas Municipal Water District
1055 Ventura Avenue
Oak View, California 93022

TO: Clerk's Office
Ventura County
800 South Victoria Avenue
Ventura, California 93009

Project Title: Preliminary Assessment for the Revision of Water Rates - Resolution No.12-

Project Location: District-wide

Description and Purpose of Project:

A) Proposed Revision in Water Rates - Resolution No. 12-

1. The revision to water rates and standby charges apply to all customers.

B) Proposed Use of Increased Revenue:

Revenues generated from the water rate revisions will be utilized to:

1. Meet operations and maintenance costs
2. Purchase of equipment or materials
3. Meeting financial reserve needs
4. Obtaining funds for capital projects necessary to maintain service within existing service areas.

Name of Public Agency Approving Project: Casitas Municipal Water District.

Name of Public Agency Carrying Out Project: Casitas Municipal Water District.

Exempt Status: The project is considered categorically exempt under the provisions of Section 21080(b)(8) of Chapter 2.6 of Division 13 of the CEQA statutes and Section 15273(a)(1) of the CEQA guidelines.

Contact Person: Steven E. Wickstrum,
General Manager
Phone Number: (805) 649-2251.

Attached is a copy of Resolution No.12- adopted by the Casitas Municipal Water District on June 27, 2012.

Steven E. Wickstrum
General Manager
Casitas Municipal Water District

CASITAS MUNICIPAL WATER DISTRICT
Inter-Office Memorandum

DATE: June 20, 2012
TO: Board of Directors
FROM: General Manager, Steve Wickstrum
Re: FY 2012-13 Budget

RECOMMENDATION:

It is recommended that the Board of Directors consider public comment and move to adopt the FY 2012-13 Budget during the regular meeting of the Board of Directors on June 27, 2012.

BACKGROUND:

The FY 2012-13 Budget has gone through a vigorous review by the General Manager and Finance Committee, followed by a Board workshop. The FY 2012-13 Budget funds the highest priority projects and tasks necessary to achieve our goals while keeping our costs and water rates as low as possible. The budget is a financial management tool which presents the District's projected revenues and expenses, and follows the district's capital plan.

BUDGET SUMMARY:

The FY 2012-13 Budget has several adjustments to the expenses of the District and incorporates the Finance Committee's suggestions for 3% water rate and 6% service charge increases, operational and capital expenses totaling \$14,883,435.13, and revenues estimated to be \$14,615,795.52. The FY 2012-13 Budget has a \$267,639.61 deficit that will need to be funded through reserves.

Operational Expenses. The total operational expenses in FY 2012-13 Budget is \$12,346,558.13.

New Financial Commitments. The one new financial commitment will be the result of a negotiated repayment contract with the Bureau of Reclamation for the Safety of Dams improvements at Casitas Dam. The District is anticipating that the contract will be finalized in December 2012. The preliminary estimate of the total debt is approximately \$3 million and the repayment period is still being negotiated to a range of twenty-five years to thirty-eight years. The annual repayments may start as early as February 2013.

Reimbursable Projects. The budget for Water Conservation has \$658,374 in Outside Contracts for the Senior Canyon Improvement grant project, which is expected to be concluded during FY 2012-13. This project is substantially funded through Prop. 50 grant reimbursements. Recreation has \$340,000 in Bureau of Reclamation grant projects that are reflected in the capital budget. Approximately \$200,000 of the aforementioned recreation grant funding is requiring a match funding from the District.

Staffing. The Water Treatment-Operations section is requesting 3,000 hours for two part-time employees to assist with the preparation of meter settings in the Zone 2 (Oak View) area for conversion of meter reading equipment.

Salary Adjustments. The budget includes a salary cost of living adjustment effective July 1, 2012, per the current employee Memorandum of Understandings for the employment groups.

Vehicles. Currently, the District's vehicle fleet is in good condition and adequate in numbers. Several vehicles in the fleet do not have air conditioning and are considered for replacement. The FY 2012-13 Budget has \$53,000 for two vehicle replacements. One of these vehicles is a carryover from FY 2011-12.

Capital Projects Expenses. The 10-Year Capital Projects have been updated by staff. The proposed FY 2012-13 Capital budget is \$2,536,877. The FY 2012-13 Budget do provide for staff's request to carryover of \$80,000 for the electrical transformer replacements at the Ventura Avenue No. 1 and No.2 Pump Plants. Staff is dedicated to aggressively accomplishing the capital projects and maintaining the value of our water infrastructure.

There are four significant water projects that are proposed to be undertaken in FY 2012-13. The first is the rehabilitation of the Upper Ojai Reservoir at an estimated cost of \$370,000. This is a single tank location that will need special consideration to maintain uninterrupted water service to east Ojai and Upper Ojai service areas. The second project is the electrical safety conversions at the Ojai Valley Pump Plant at an estimated cost of \$275,000. The District is progressing rapidly through pump plant electrical equipment to remove hazardous conditions and bring in up to date electrical systems. The third significant project is the second phase of meter equipment replacement at the cost of \$243,500. The fourth project is the \$120,000 refurbishment of the reclaim filters at the water treatment plant. Staff has many other capital projects, beyond those listed above, in the FY 2012-13 Budget that are necessary to the mission of maintaining the District water infrastructure.

The Recreation capital projects are for the first time being supported by the additional funding from the USBR, either in matching form or full funding from the USBR. The two largest expenditures are to rehabilitate the Campground B electrical system and the other project is to change the main entrance gate to the Lake Casitas Recreation Area.

Revenues. The primary sources of revenue are water revenues, property taxes, recreation revenues, grants, and interest on deposits. The revenues from each of these areas, particularly water and recreation, can be highly variable and influenced by many factors such as weather conditions, economic climate, and changes in customer demands. The revenue estimate for the FY 2012-13 Budget is \$14,615,795.52.

Water Revenues. Water revenues are based on a conservative estimation of water sales volume of 14,230 acre-feet. While this number is lower than the previous three-year average, staff has recognized recent trends in water sales that warrant the use of this estimate of water sales. This prediction could change to higher water sales if there is an extension of the current dry weather pattern into FY 2012-13, but actual water sales could be close to the estimate if the weather pattern shifts to an average or wet winter condition during FY 2013-13.

The Finance Committee has identified a budget deficit under the current rate structure and has brought forward recommendations for water rate and service charge adjustments for Board consideration. The estimated revenues from FY 2012-13 water sales estimate of 14,230 acre-feet with a 3% rate increase will be \$6,015,317.16. The water service charges on existing meter services, with the 6% increase, will result in \$1,915,631 annual revenue.

Recreation Revenues. The Recreation revenues are estimated to be \$3,607,500. A component of these revenues is in part due to the anticipation of receiving \$340,000 in maintenance project grants from the USBR. The estimate of recreation fee revenues is based on historical patterns and the complete resumption of the concessionaire revenues during this next year.

Property Taxes. There are three property tax sources of revenue – Prop 1A 1%, Mira Monte Water System, and Redevelopment Agency pass through. Each property tax provides \$1,853,440, \$19,500, and \$38,550, respectively to the Districts revenues.

Grants. The first area of grant funding is primarily associated with the Senior Canyon Mutual Water Company Water System Improvements, which is finally moving forward in March 2012 with the transfer of additional Prop 50 funding to this project totaling \$808,869. The grant revenue is balanced with the expenditures for this project.

The second area is the grant funding being provided by the Bureau of Reclamation for various maintenance and improvement projects at the Lake Casitas Recreation Area. The Bureau of Reclamation grants of \$340,000 is included in the revenue for the LCRA. Several of these grants include the requirement for matching funds, which has increased the level of expenditure by the District to fund these projects.

Interest on Investments. The interest on time deposits and investments has been redirected to investment strategies that may improve the return on investments over time. The estimated interest on investments in the FY2012-13 Budget is \$275,000.

Reserves. In 2009, the District achieved its goal in attaining adequate levels of unrestricted reserves (Resolution No. 06-32), increasing the cash flow reserve to \$3,000,000 and establishing a capital improvements reserve at an additional \$3,000,000. The other unrestricted reserve is for variation of water sales in the amount of \$1,500,000. It is recommended that on the basis of projected low water sales that a portion of the variation of water sales reserve be used to balance the \$297,486 budget deficit.

Budget Schedule. The Board of Directors have conducted a workshop and adjusted the budget as needed. The Board of Directors has appropriately noticed the setting of the public hearings for June 27, 2012, for the consideration of the proposed changes in rates and the adopting of the FY 2012-13 Budget. The Board will also consider the CEQA preliminary assessment for the changes in rates.

Conclusion. There have been no other changes to FY 2012-13 Budget since the recommendations provided during the budget workshop. It is anticipated that the FY 2012-13 Budget should proceed through a public hearing and subsequently be adopted by the Board of Directors on June 27, 2012.

If there are any questions in regard to this matter, please do not hesitate to discuss any and all questions with me.

CASITAS MUNICIPAL WATER DISTRICT

RESOLUTION ADOPTING THE FINAL GENERAL FUND BUDGET.
DEBT SERVICE FUND AND MIRA MONTE WATER ASSESSMENT DISTRICT
FUND BUDGETS FOR THE FISCAL YEAR ENDING JUNE 30, 2013.

WHEREAS, District staff has prepared a proposed budget for the 2012-2013 fiscal year;

WHEREAS, the General Manager has made modifications to the proposal made by the various section supervisors; and

WHEREAS, the resultant budget has been reviewed by the Finance Committee; and

WHEREAS, three public meetings have been held to go over the budget with the public;

NOW, THEREFORE, BE IT RESOLVED by the Board of Directors of Casitas Municipal Water District, that the proposed budget per Board recommendations for the 2012-13 fiscal year is hereby approved for the General Fund Budget broken down as follows; Revenue \$14,615,795., SWP Indebtedness Fund Budget Revenue \$395,059., Mira Monte Water Assessment District Fund Revenue of \$19,654., and 1% secured levy tax apportionment of \$1,853,440., Expenses \$12,346,558., Capital \$2,536,877.

Adopted this 27th day of June, 2012.

Russ Baggerly, President
Casitas Municipal Water District

ATTEST:

Bill Hicks, Secretary
Casitas Municipal Water District

**Casitas Municipal Water District
Revenue 2012-2013**

Board Approved 3% Consumption 6% Standby Rate Increase

Revenue

Water Sales - Residential			
11-4-00	4000-00	Water Sales - Residential Gravity	18,916
11-4-00	4001-00	Water Sales - Residential Pumped	961,300

Water Sales - Business			
11-4-00	4010-00	Water Sales - Business Gravity	938
11-4-00	4011-00	Water Sales - Business Pumped	414,945

Water Sales Industrial			
11-4-00	4020-00	Water Sales - Industrial Gravity	0
11-4-00	4021-00	Water Sales - Industrial Pumped	31,784

Water Sales - Resale			
11-4-00	4030-00	Water Sales - Resale Gravity	1,749,764
11-4-00	4031-00	Water Sales - Resale Pumped	331,629

Water Sales - Other			
11-4-00	4040-00	Water Sales - Temporary Meter - Pumped	5,721
11-4-00	4041-00	Water Sales - Other Water Sales - Gravity	13,297
11-4-00	4042-00	Water Sales - Other Water Sales - Pumped	123,389

Water Sales - Fire Prevention			
11-4-00	4050-00	Fire Prevention - General	7,662
11-4-00	4051-00	Fire Prevention - Hydrants	0

Water Sales - Agriculture Domestic			
11-4-00	4060-00	Water Sales - Ag Domestic - Gravity	52,477
11-4-00	4061-00	Water Sales - Ag Domestic - Pumped	1,380,891

Water Sales - Agriculture			
11-4-00	4070-00	Water Sales - Agricultural - Gravity	38,549
11-4-00	4071-00	Water Sales - Agricultural - Pumped	825,966

Water Sales - Interdepartmental			
11-4-00	4080-00	Water Sales - Recreation - Gravity	0
11-4-00	4081-00	Water Sales - Recreation - Pumped	58,088

14,230
6,015,317.16

Water Services - Other			
11-4-00	4090-00	Capital Facilities Charge	0
11-4-00	4091-00	Energy Surcharge	0
11-4-00	4092-00	Forfeited Deposits / Penalties	0
11-4-00	4093-00	Meter Tests and Installations	5,051
11-4-00	4094-00	Sale of Plans or Bid Packets	100
11-4-00	4095-00	Temporary Installation	0
11-4-00	4096-00	Water Storage Valuation	0
11-4-00	4097-00	Work Order Close Revenue	0
11-4-00	4098-00	Meter Standby Fees	1,915,631
11-4-00	4099-00	Pump Charges	0

6% Increase for S
1,920,781.94

Revenue - Interest			
11-4-00	4100-00	1% Tax Allocation	0
11-4-00	4105-00	Assessments - Oak View	0
11-4-00	4110-00	Interest on BPC and Taormina	0
11-4-00	4115-00	Interest on Time Deposits and Investments	275,000
11-4-00	4120-00	Protested Tax Apportionment	0

275,000.00

Revenue - Taxes and Assessments			
--	--	--	--

11-4-00	4200-00	1 % - Secured Current General Fund	1,853,440
11-4-00	4205-00	1 % - Redemption & In Lieu	0
11-4-00	4210-00	1 % - Secured Prior Year General Fund	0
11-4-00	4215-00	1 % - Unsecured Current General Fund	0
11-4-00	4220-00	1 % - Unsecured Prior Year General Fund	0
11-4-00	4225-00	Availability Charge Current - Oak View	0
11-4-00	4230-00	Availability Charge Prior Year - Oak View	0
11-4-00	4105-00	MMWS - Tax Secured	19,500
11-4-00	4235-00	RDA Pass Through	38,550

1,911,489.91

Revenue - Other Governmental Agencies			
11-4-00	4300-00	Federal Disaster Assistance	0
11-4-00	4305-00	Grant Revenue - Federal	0
11-4-00	4310-00	Local - City of Ventura USGS	0
11-4-00	4315-00	State - Homeowners Property Tax	0
11-4-00	4320-00	State - Other	0

0.00

Revenue - Delinquency On-Off Fees / Water			
11-4-00	4350-00	Hang Tag Fee	19,092
11-4-00	4351-00	Turn Off Fee	2,950
11-4-00	4352-00	Turn On Fee	2,950
11-4-00	4353-00	Late Fee - Residential	21,694
11-4-00	4357-00	Late Fee - Business	3,075
11-4-00	4361-00	Late Fee - Industrial	431
11-4-00	4365-00	Late Fee - Resale	12,328
11-4-00	4369-00	Late Fee - Other	989
11-4-00	4373-00	Late Fee - Fire Prevention	0
11-4-00	4377-00	Late Fee - Agriculture Domestic	5,255
11-4-00	4381-00	Late Fee - Agriculture	2,840
11-4-00	4385-00	Late Fee - Interdepartmental	0
11-4-00	4395-00	N.S.F. - Returned Check Fee	450

72,054.00

Revenue - Other			
11-4-00	4400-00	Flexible Storage	3,784
11-4-00	4405-00	Gain / Loss on Sale of Fixed Assets	0
11-4-00	4410-00	Grant Revenue - Other	808,869
11-4-00	4415-00	Habitat Conservation Plan	0
11-4-00	4420-00	Miscellaneous Revenue - Other	5,000
11-4-00	4425-00	Sale of Fixed Assets	0
11-4-00	4430-00	Variation in Water Sales	0

817,652.51

Revenue - Park Entrance Fees and Permits / Recreation			
11-4-62	4500-00	Animal Permit	22,000
11-4-62	4505-00	Area Use Permits - Recreation	0
11-4-62	4510-00	Boat Fees - Annual	57,000
11-4-62	4515-00	Boat Fees - Daily	15,000
11-4-62	4520-00	Boat Fees Annual - Refund Quagga	0
11-4-62	4525-00	Boat Inspection Fees - Quagga	7,000
11-4-62	4530-00	Boat Fees - Overnight	1,900
11-4-62	4535-00	Boat Lock Revenue - Quagga	9,000
11-4-62	4540-00	Boating Grant - Launching Facility - Archived	0
11-4-62	4542-00	Café Pass Fee	22,000
11-4-63	4543-00	Café Pass Reimbursement	-22,000
11-4-62	4545-00	Camping Fees	1,545,000
11-4-62	4550-00	Camping Promotion	0
11-4-62	4555-00	Commercials - Recreation	4,000
11-4-62	4560-00	Deposit Forfeit	0
11-4-62	4565-00	Donation vouchers	0
11-4-62	4570-00	Events - Recreation	22,000
11-4-62	4575-00	Event Reimbursement - Recreation	400
11-4-62	4580-00	Federal Disaster Assistance - Recreation	0

11-4-62	4585-00	Gift Cards and Certificates	500
11-4-62	4590-00	Grants - Recreation	228,000
11-4-62	4595-00	Guest Pass - Recreation	0
11-4-62	4600-00	Kayak & Canoes Annual - Recreation	3,000
11-4-62	4605-00	Kayak and Canoes Daily - Recreation	400
11-4-62	4610-00	Miscellaneous Revenue	1,000
11-4-62	4615-00	Miscellaneous Revenue - Refunds Quagga	0
11-4-62	4620-00	Rain Checks - Recreation	-2,000
11-4-62	4625-00	Reservations	107,000
11-4-62	4630-00	Shower Facility Fees	21,000
11-4-62	4635-00	Trailer Storage Fees	178,000
11-4-62	4640-00	Vehicle Fees - Daily	350,000
11-4-62	4645-00	Violation Ordinance Fees	18,000
11-4-62	4650-00	Visitor Cards	129,200
11-4-62	4655-00	Visitor Cards - Refunds Quagga	0
11-4-62	4660-00	Wi-Fi Internet Fees	0

2,717,400.00

Revenue - Concessions / Recreation			
11-4-62	4700-00	Bicycles - Concession	0
11-4-62	4705-00	Boat Rental - Concession	91,000
11-4-62	4710-00	Boat Rentals - Recreation - Archived	0
11-4-62	4715-00	Gasoline - Concession	0
11-4-62	4720-00	Park Store - Recreation	45,000
11-4-62	4725-00	Snack Bar - Concession	29,000
11-4-62	4730-00	Telephone - Recreation	0
11-4-62	4735-00	Trailer Rental Concession	0
11-4-62	4740-00	Water Park Snack Bar	6,000
11-4-62	4745-00	Wildlife Tours Concession	0

171,000.00

Revenue - Water Park			
11-4-65	4800-00	Water Park - Cooler Fees	0
11-4-65	4805-00	Water Park - Five after Five Fee	61,000
11-4-65	4810-00	Water Park - Group Pass Fee	54,000
11-4-65	4815-00	Water Park - Junior Lifeguard Fee	4,000
11-4-66	4818-00	Water Park - Lifeguard Training Materials	2,500
11-4-65	4820-00	Water Park - Locker Fee	2,000
11-4-65	4825-00	Water Park - Next Day Pass Fee	13,000
11-4-65	4830-00	Water Park - Gift Certificates	0
11-4-65	4835-00	Water Park - Rain Checks	-5,000
11-4-65	4840-00	Water Park - Reservation Fee	7,000
11-4-65	4845-00	Water Park - Season Pass Fee	21,000
11-4-65	4850-00	Water Park - Shade Rental Fee	5,600
11-4-65	4855-00	Water Park - Shower Facility Fees	15,000
11-4-65	4860-00	Water Park - Single Splash Fee	526,000
11-4-65	4865-00	Water Park - Special Event Fee	500
11-4-65	4870-00	Water Park - Water Fitness - Fee	8,500

715,100.00

Revenue - Other / Recreation			
11-4-62	4900-00	Collection Over / Short - Recreation OP	0
11-4-65	4900-00	Collection Over / Short - Recreation WP	0

Total Revenue			14,615,796
----------------------	--	--	-------------------

14,615,795.52

*Casitas Municipal Water District
Budget Revenue, Expenses & Capital
2012/2013*

Board Approved 3% - 6% Increase

	2012/2013	2011/2012
Revenue	14,230 AF 14,615,795.52	14,895 AF 14,004,062.72
Expenses		
Administration	295,725.57	220,908.89
Board of Directors	170,848.17	162,547.27
District Maintenance	324,770.74	323,122.69
Electrical Mechanical	1,618,501.57	2,037,005.17
Engineering	566,865.74	555,862.54
Fisheries	398,902.24	382,643.54
Information Technology	195,074.78	188,836.86
Management	784,304.30	807,534.46
Pipeline, Garage & Warehouse	832,737.92	875,212.74
Recreation, Operations, Maint, PR & Water Pk	3,453,184.20	3,384,752.98
Retirees	499,059.71	513,856.36
Water Conservation - P/R	1,112,643.03	902,079.54
Water Quality, Lab	333,553.34	273,684.86
Water Treatment	1,760,386.83	1,683,338.08
Total Expenses	<u>12,346,558.13</u>	<u>12,311,385.99</u>
Net	<u>2,269,237.39</u>	<u>1,692,676.73</u>
Capital		
Administration	0.00	0.00
Board of Directors	0.00	0.00
District Maintenance	5,000.00	28,000.00
Electrical Mechanical	465,000.00	779,500.00
Engineering	700,000.00	1,377,500.00
Fisheries	0.00	0.00
Information Technology	48,700.00	0.00
Management	0.00	0.00
Pipeline, Garage & Warehouse	226,277.00	179,500.00
Recreation, Operations, Maint, PR & Water Pk	456,000.00	209,000.00
Retirees	0.00	0.00
Water Conservation - P/R	0.00	0.00
Water Quality, Lab	30,000.00	100,000.00
Water Treatment	605,900.00	470,000.00
	<u>2,536,877.00</u>	<u>3,143,500.00</u>
Net assets, end of year	<u>-267,639.61</u>	<u>-1,450,823.27</u>
Funding Deficit from Available Variation of Water Sales Reserves	267,639.61	0.00
Funding Deficit from Available Un-Restricted Reserves	0.00	350,823.27
Funding Deficit from Available Capital Improvement Reserves	0.00	1,100,000.00
Net assets, End of Year	<u>0.00</u>	<u>0.00</u>

CASITAS MUNICIPAL WATER DISTRICT
REVENUE/EXPENDITURES STATEMENT
PROPOSED BUDGET FOR 2012/2013

11 -GENERAL FUND
FINANCIAL SUMMARY

	BUDGET 2011-2012	REV./EXP. TO:30Jun12	DEPARTMENT REQUESTED	GEN MGR RECOMMENDED	BOARD APPROVED
REVENUE SUMMARY					
NON DEPARTMENTAL					
WATER SALES	5,986,093	5,470,277	5,840,114	6,015,316	6,015,316
WATER SERVICES	1,908,718	1,680,844	1,812,350	1,920,782	1,920,782
WATER DELINQUENCY	91,136	57,692	72,054	72,054	72,054
WATER REVENUE OTHER	408,466	37,209	817,653	817,653	817,653
CAPITAL FACILITIES	500	36,174	0	0	0
INTEREST	308,267	216,702	294,500	294,500	294,500
TAXES & ASSESSMENTS	1,858,318	1,907,090	1,853,440	1,853,440	1,853,440
OTHER GOVT. AGENCIES	0	9,476	0	0	0
MISCELLANEOUS REVENUES	0	4,573	38,550	38,550	38,550
TOTAL NON DEPARTMENTAL	10,561,498	9,420,037	10,728,661	11,012,295	11,012,295
RECREATION - OPERATIONS					
RECREATION PARK	2,570,045	2,028,295	2,717,400	2,717,400	2,717,400
RECREATION-CONCESSION	139,100	115,098	165,000	165,000	165,000
RECREATION OTHER	0	293	0	0	0
TOTAL RECREATION - OPERATIONS	2,709,145	2,143,686	2,882,400	2,882,400	2,882,400
RECREATION - WATER PARK					
RECREATION-CONCESSION	5,000	3,427	6,000	6,000	6,000
RECREATION-WATER PARK	728,420	549,260	715,100	715,100	715,100
RECREATION OTHER	0	(14)	0	0	0
TOTAL RECREATION - WATER PARK	733,420	552,673	721,100	721,100	721,100
TOTAL REVENUE	14,004,063	12,116,396	14,332,161	14,615,795	14,615,795

CASITAS MUNICIPAL WATER DISTRICT
 REVENUE/EXPENDITURES STATEMENT
 PROPOSED BUDGET FOR 2012/2013

11 -GENERAL FUND
 FINANCIAL SUMMARY

	BUDGET 2011-2012	REV./EXP. T0:30Jun12	DEPARTMENT REQUESTED	GEN MGR RECOMMENDED	BOARD APPROVED
EXPENDITURE SUMMARY					
RETIREES					
Benefits	513,857	457,136	499,060	499,060	499,060
Services & Supplies	0	11	0	0	0
TOTAL RETIREES	513,857	457,146	499,060	499,060	499,060
BOARD OF DIRECTORS					
Salaries	61,580	54,226	71,845	61,580	61,580
Benefits	85,066	61,587	70,054	69,269	69,269
Services & Supplies	15,900	13,375	40,000	40,000	40,000
TOTAL BOARD OF DIRECTORS	162,546	129,188	181,899	170,849	170,849
MANAGEMENT					
Salaries	292,428	259,644	300,345	290,256	290,256
Benefits	110,385	95,013	112,812	110,498	110,498
Services & Supplies	404,722	184,750	382,197	383,552	383,552
TOTAL MANAGEMENT	807,535	539,406	795,354	784,306	784,306
INFORMATION TECHNOLOGY					
Salaries	115,233	104,705	122,326	118,916	118,916
Benefits	48,274	42,115	49,998	49,215	49,215
Services & Supplies	25,330	14,910	45,644	26,944	26,944
Services & Supplies-W.O.	0	0	0	48,700	48,700
TOTAL INFORMATION TECHNOLOGY	188,837	161,730	217,968	243,775	243,775
WATER CONSERVATION					
Salaries	265,446	231,746	282,996	277,378	277,378
Benefits	67,989	74,184	74,377	72,946	72,946
Services & Supplies	92,529	62,865	98,283	98,283	98,283
Salaries - Work Orders	4,550	0	4,727	4,605	4,605
Benefits - Work Orders	1,044	0	1,085	1,057	1,057
Services & Supplies-W.O.	470,523	6,697	658,374	658,374	658,374
TOTAL WATER CONSERVATION	902,081	375,493	1,119,842	1,112,643	1,112,643
FISHERIES					
Salaries	227,098	202,174	255,208	250,087	250,087
Benefits	71,759	69,425	78,178	77,028	77,028
Services & Supplies	83,787	29,395	71,787	71,787	71,787
TOTAL FISHERIES	382,644	300,994	405,173	398,902	398,902
ADMINISTRATION SERVICES					
Salaries	376,629	329,983	398,125	387,306	387,306
Benefits	165,199	147,148	171,230	168,754	168,754
Services & Supplies	503,932	422,218	616,263	616,263	616,263
Other Operating Expenses	(824,851)	0	(888,095)	(876,603)	(876,603)
TOTAL ADMINISTRATION SERVICES	220,909	899,349	297,523	295,720	295,720

CASITAS MUNICIPAL WATER DISTRICT
REVENUE/EXPENDITURES STATEMENT
PROPOSED BUDGET FOR 2012/2013

11 -GENERAL FUND
FINANCIAL SUMMARY

	BUDGET 2011-2012	REV./EXP. TO:30Jun12	DEPARTMENT REQUESTED	GEN MGR RECOMMENDED	BOARD APPROVED
WAREHOUSE					
Salaries	8,715	0	0	0	0
Benefits	1,999	0	0	0	0
Services & Supplies	9,420	5,182	8,820	8,820	8,820
TOTAL WAREHOUSE	20,134	5,182	8,820	8,820	8,820
GARAGE					
Salaries	18,301	0	0	0	0
Benefits	4,199	0	0	0	0
Services & Supplies	31,250	(44,676)	(60,950)	(26,950)	(26,950)
Services & Supplies-W.O.	25,000	0	53,000	53,000	78,000
TOTAL GARAGE	78,750	(44,676)	(7,950)	26,050	51,050
ENGINEERING					
Salaries	344,210	225,325	361,257	351,741	351,741
Benefits	140,651	102,741	127,736	125,551	125,551
Services & Supplies	71,000	44,785	79,574	89,574	89,574
Salaries - Work Orders	0	82,016	0	0	0
Benefits - Work Orders	0	17,298	0	0	0
Services & Supplies-W.O.	1,377,500	530,942	1,020,000	700,000	700,000
TOTAL ENGINEERING	1,933,361	1,003,107	1,588,567	1,266,866	1,266,866
WATER QUALITY - LAB					
Salaries	146,001	128,766	157,938	153,533	153,533
Benefits	61,435	57,072	70,623	69,637	69,637
Services & Supplies	66,250	59,987	77,039	110,385	110,385
Services & Supplies-W.O.	100,000	19,606	0	30,000	30,000
TOTAL WATER QUALITY - LAB	373,686	265,430	305,600	363,555	363,555
ELECTRICAL MECHANICAL					
Salaries	378,596	365,035	320,306	311,570	311,570
Benefits	162,442	139,122	145,590	143,604	143,604
Services & Supplies	1,495,969	879,382	1,477,929	1,163,329	1,163,329
Services & Supplies-W.O.	779,500	264,977	505,000	385,000	465,000
TOTAL ELECTRICAL MECHANICAL	2,816,507	1,648,515	2,448,825	2,003,503	2,083,503
DIST MAINT - PIPELINE					
Salaries	269,056	272,403	324,588	292,682	292,682
Benefits	141,899	132,620	156,957	149,636	149,636
Services & Supplies	390,374	165,641	408,550	408,550	408,550
Other Operating Expenses	0	2,405	0	0	0
Salaries - Work Orders	0	0	19,321	18,778	18,778
Benefits - Work Orders	0	0	4,433	4,309	4,309
Services & Supplies-W.O.	154,500	0	109,850	125,190	125,190
TOTAL DIST MAINT - PIPELINE	955,829	573,070	1,023,699	999,145	999,145

CASITAS MUNICIPAL WATER DISTRICT
REVENUE/EXPENDITURES STATEMENT
PROPOSED BUDGET FOR 2012/2013

11 -GENERAL FUND
FINANCIAL SUMMARY

	BUDGET 2011-2012	REV. /EXP. TO:30Jun12	DEPARTMENT REQUESTED	GEN MGR RECOMMENDED	BOARD APPROVED
WATER TREATMENT					
Salaries	684,905	630,377	750,230	730,656	730,656
Benefits	313,949	274,075	315,288	310,858	310,858
Services & Supplies	684,483	421,353	680,272	718,872	718,872
Services & Supplies-W.O.	470,000	335,454	605,900	605,900	605,900
TOTAL WATER TREATMENT	2,153,337	1,661,258	2,351,690	2,366,286	2,366,286
OPERATIONS - MAINTENANCE					
Salaries	185,360	111,495	189,137	185,425	185,425
Benefits	40,119	32,310	42,651	41,802	41,802
Services & Supplies	97,644	47,268	97,544	97,544	97,544
Services & Supplies-W.O.	28,000	22,472	150,000	5,000	5,000
TOTAL OPERATIONS - MAINTENANCE	351,123	213,545	479,332	329,771	329,771
RECREATION - OPERATIONS					
Salaries	646,060	594,109	705,532	693,117	693,117
Benefits	183,099	176,298	203,165	200,321	200,321
Services & Supplies	286,155	229,245	253,710	253,710	253,710
Other Operating Expenses	403,866	0	446,229	438,739	438,739
Services & Supplies-W.O.	0	103,847	35,000	35,000	35,000
TOTAL RECREATION - OPERATIONS	1,519,180	1,103,499	1,643,636	1,620,887	1,620,887
RECREATION - MAINTENANCE					
Salaries	323,396	293,253	349,338	344,668	344,668
Benefits	82,642	84,193	113,682	112,618	112,618
Services & Supplies	343,646	289,583	328,526	327,776	327,776
Other Operating Expenses	197,764	0	227,361	224,546	224,546
Services & Supplies-W.O.	134,000	120,516	391,000	391,000	391,000
TOTAL RECREATION - MAINTENANCE	1,081,448	787,545	1,409,907	1,400,608	1,400,608
RECREATION - PUBLIC REL					
Salaries	78,327	60,717	72,320	72,320	72,320
Benefits	7,204	5,538	5,533	5,533	5,533
Services & Supplies	90,150	48,323	60,850	60,850	60,850
Other Operating Expenses	41,645	0	38,218	38,218	38,218
Services & Supplies-W.O.	0	12,896	0	0	0
TOTAL RECREATION - PUBLIC REL	217,326	127,475	176,921	176,921	176,921
RECREATION - WATER PARK					
Salaries	339,683	208,664	323,636	321,669	321,669
Benefits	33,240	21,727	35,473	35,024	35,024
Services & Supplies	146,300	106,444	148,975	148,975	148,975
Other Operating Expenses	181,576	0	176,287	175,100	175,100
Services & Supplies-W.O.	75,000	81,004	30,000	30,000	30,000
TOTAL RECREATION - WATER PARK	775,799	417,839	714,371	710,768	710,768
TOTAL EXPENDITURES					
	15,454,889	10,625,095	15,660,237	14,778,435	14,883,435
REVENUE OVER/(UNDER) EXPENDITURES					
	(1,450,826)	1,491,301	(1,328,076)	(162,640)	(267,640)

CASITAS MUNICIPAL WATER DISTRICT
 REVENUE/EXPENDITURES STATEMENT
 PROPOSED BUDGET FOR 2012/2013

11 -GENERAL FUND

REVENUES	BUDGET 2011-2012	REVENUES TO:30Jun12	DEPARTMENT REQUESTED	GEN MGR RECOMMENDED	BOARD APPROVED
NON DEPARTMENTAL =====					
WATER SALES					
Water Sales - Residential Grav	17,944	13,841	18,365	18,916	18,916
Water Sales - Residential Pump	864,256	830,738	933,301	961,300	961,300
Water Sales - Business Gravity	869	691	911	938	938
Water Sales - Business Pumped	400,020	316,075	402,859	414,945	414,945
Water Sales - Industrial Pumpe	24,948	22,979	30,858	31,784	31,784
Water Sales - Resale Gravity	1,951,592	1,986,831	1,698,800	1,749,764	1,749,764
Water Sales - Resale Pumped	330,124	102,540	321,970	331,629	331,629
Water Sales - Rental Charge	0	64,634	0	0	0
Water Sales - Temporary Meter	4,932	5,327	5,555	5,721	5,721
Water Sales - Other Water Sale	12,355	15,286	12,910	13,297	13,297
Water Sales - Other Water Sale	116,709	111,193	119,795	123,389	123,389
Water Sales - Fire Prev Genera	7,095	7,050	7,439	7,662	7,662
Water Sales - Ag Domestic - Gr	49,742	55,824	50,949	52,477	52,477
Water Sales - Ag Domestic - Pu	1,328,059	1,143,403	1,340,671	1,380,891	1,380,891
Water Sales - Agricultural - G	36,981	36,240	37,426	38,549	38,549
Water Sales - Agricultural - P	792,840	715,144	801,909	825,966	825,966
Water Sales - Recreation - Pu	47,627	42,485	56,396	58,088	58,088
TOTAL WATER SALES	5,986,093	5,470,277	5,840,114	6,015,316	6,015,316
WATER SERVICES					
Meter Tests & Installations	5,000	3,755	5,051	5,051	5,051
Sale of Plans or Bid Packets	45	0	100	100	100
Meter Standby Fees	1,903,673	1,677,089	1,807,199	1,915,631	1,915,631
TOTAL WATER SERVICES	1,908,718	1,680,844	1,812,350	1,920,782	1,920,782
WATER DELINQUENCY					
Hang Tag Fee	20,068	18,260	19,092	19,092	19,092
Turn Off Fee	3,120	2,840	2,950	2,950	2,950
Turn On Fee	3,120	2,840	2,950	2,950	2,950
Late Fee - Residential	22,704	22,741	21,694	21,694	21,694
Late Fee - Business	6,345	611	3,075	3,075	3,075
Late Fee - Industrial	164	0	431	431	431
Late Fee - Resale	23,884	96	12,328	12,328	12,328
Late Fee - Other	757	490	989	989	989
Late Fee - Fire Prevention	6,007	0	0	0	0
Late Fee - Agriculture Domesti	4,047	5,585	5,255	5,255	5,255
Late Fee - Agriculture	420	3,540	2,840	2,840	2,840
N.S.F. - Returned Check Fee	500	690	450	450	450
TOTAL WATER DELINQUENCY	91,136	57,692	72,054	72,054	72,054

11 -GENERAL FUND

REVENUES	BUDGET 2011-2012	REVENUES TO:30Jun12	DEPARTMENT REQUESTED	GEN MGR RECOMMENDED	BOARD APPROVED
WATER REVENUE OTHER					
Flexible Storage	3,784	3,784	3,784	3,784	3,784
Grant Revenue - Other	379,682	17,242	808,869	808,869	808,869
Miscellaneous Revenue - Other	25,000	16,183	5,000	5,000	5,000
TOTAL WATER REVENUE OTHER	408,466	37,209	817,653	817,653	817,653
CAPITAL FACILITIES					
Capital Facilities Charge	500	36,174	0	0	0
TOTAL CAPITAL FACILITIES	500	36,174	0	0	0
INTEREST					
1% Tax Allocation	0	1,846	0	0	0
Assessments - Oak View	19,500	4	19,500	19,500	19,500
Interest on Time Deposits and	288,767	214,852	275,000	275,000	275,000
TOTAL INTEREST	308,267	216,702	294,500	294,500	294,500
TAXES & ASSESSMENTS					
1 % - Secured Current General	1,858,318	1,796,742	1,853,440	1,853,440	1,853,440
1 % - Redemption & In Lieu	0	423	0	0	0
1 % - Secured Prior Year Gener	0	36,877	0	0	0
1 % - Unsecured Current Genera	0	70,496	0	0	0
1 % - Unsecured Prior Year Gen	0	2,455	0	0	0
Availability Charge Current -	0	57	0	0	0
Availability Charge Prior Year	0	41	0	0	0
TOTAL TAXES & ASSESSMENTS	1,858,318	1,907,090	1,853,440	1,853,440	1,853,440
OTHER GOVT. AGENCIES					
State - Homeowners Property Ta	0	9,476	0	0	0
TOTAL OTHER GOVT. AGENCIES	0	9,476	0	0	0
MISCELLANEOUS REVENUES					
RDA - Pass Through	0	4,573	38,550	38,550	38,550
TOTAL MISCELLANEOUS REVENUES	0	4,573	38,550	38,550	38,550
<hr/>					
TOTAL NON DEPARTMENTAL	10,561,498	9,420,037	10,728,661	11,012,295	11,012,295
RECREATION - OPERATIONS					
=====					
RECREATION PARK					
Animal Permit	26,125	11,414	22,000	22,000	22,000
Boat Fees - Annual	57,000	48,364	57,000	57,000	57,000
Boat Fees - Daily	14,250	11,443	15,000	15,000	15,000
Boat Inspection Fees - Quagga	6,000	6,497	7,000	7,000	7,000
Boat Fees - Overnight	1,900	1,273	1,900	1,900	1,900
Boat Lock Revenue - Quagga	9,310	5,412	9,000	9,000	9,000
Cafe Pass Fee	22,000	20,535	22,000	22,000	22,000

CASITAS MUNICIPAL WATER DISTRICT
 REVENUE/EXPENDITURES STATEMENT
 PROPOSED BUDGET FOR 2012/2013

11 -GENERAL FUND

REVENUES	BUDGET 2011-2012	REVENUES TO:30Jun12	DEPARTMENT REQUESTED	GEN MGR RECOMMENDED	BOARD APPROVED
Cafe Pass Reimbursment	(22,000)	(19,985)	(22,000)	(22,000)	(22,000)
Camping Fees	1,516,220	1,194,603	1,545,000	1,545,000	1,545,000
Commercials - Recreation	3,000	15,400	4,000	4,000	4,000
Donation vouchers	0	(863)	0	0	0
Events - Recreation	42,000	24,909	22,000	22,000	22,000
Event Reimbursment - Recreatio	400	(575)	400	400	400
Gift Cards and Certificates	500	375	500	500	500
Grants - Recreation	0	3,094	228,000	228,000	228,000
Guest Pass - Recreation	0	(655)	0	0	0
Kayak & Canoes Annual - Recrea	3,000	3,176	3,000	3,000	3,000
Kayak and Canoes Daily - Recrr	400	24	400	400	400
Miscellaneous Revenue	1,000	3,109	1,000	1,000	1,000
Rain Checks - Recreation	(2,000)	(4,200)	(2,000)	(2,000)	(2,000)
Reservations	113,740	79,773	107,000	107,000	107,000
Shower Facility Fees	21,000	13,922	21,000	21,000	21,000
Trailer Storage Fees	171,000	164,441	178,000	178,000	178,000
Vehicle Fees - Daily	438,000	327,208	350,000	350,000	350,000
Violation Ordinance Fees	18,000	8,795	18,000	18,000	18,000
Visitor Cards	129,200	110,808	129,200	129,200	129,200
TOTAL RECREATION PARK	2,570,045	2,028,295	2,717,400	2,717,400	2,717,400
RECREATION-CONCESSION					
Bicycles - Concession	8,000	5,628	0	0	0
Boat Rental - Concession	85,000	69,261	91,000	91,000	91,000
Dock Usage Fee	0	130	0	0	0
Gasoline - Concession	100	91	0	0	0
Park Store - Recreation	16,000	17,325	45,000	45,000	45,000
Cafe - Concession	30,000	22,663	29,000	29,000	29,000
TOTAL RECREATION-CONCESSION	139,100	115,098	165,000	165,000	165,000
RECREATION OTHER					
Over / Short - Recreation	0	293	0	0	0
TOTAL RECREATION OTHER	0	293	0	0	0
<hr/>					
TOTAL RECREATION - OPERATIONS	2,709,145	2,143,686	2,882,400	2,882,400	2,882,400
RECREATION - WATER PARK					
=====					
RECREATION-CONCESSION					
Water Park Snack Bar	5,000	3,427	6,000	6,000	6,000
TOTAL RECREATION-CONCESSION	5,000	3,427	6,000	6,000	6,000
RECREATION-WATER PARK					
Water Park - Donation Voucher	0	(116)	0	0	0
Water Park - Late Day Pass Fee	63,650	54,920	61,000	61,000	61,000
Water Park - Group Pass Fee	55,660	37,622	54,000	54,000	54,000
Water Park - Junior Lifeguard	6,000	1,260	4,000	4,000	4,000

CASITAS MUNICIPAL WATER DISTRICT
REVENUE/EXPENDITURES STATEMENT
PROPOSED BUDGET FOR 2012/2013

11 -GENERAL FUND

REVENUES	BUDGET 2011-2012	REVENUES TO:30Jun12	DEPARTMENT REQUESTED	GEN MGR RECOMMENDED	BOARD APPROVED
Water Park - Lifeguard Trainin	1,750	1,900	2,500	2,500	2,500
Water Park - Locker Fee	2,000	1,032	2,000	2,000	2,000
Water Park - Next Day Pass Fee	22,560	10,920	13,000	13,000	13,000
Water Park - Promotion	0	(36)	0	0	0
Water Park - Rain Checks	(5,000)	(4,731)	(5,000)	(5,000)	(5,000)
Water Park - Reservation Fee	6,000	5,235	7,000	7,000	7,000
Water Park - Season Pass Fee	7,200	3,445	21,000	21,000	21,000
Water Park - Shade Rental Fee	4,200	3,675	5,600	5,600	5,600
Water Park - Shower Facility F	13,000	13,284	15,000	15,000	15,000
Water Park - Single Splash Fee	543,400	413,927	526,000	526,000	526,000
Water Park - Special Event Fee	500	0	500	500	500
Water Park - Water Fitness - F	7,500	6,923	8,500	8,500	8,500
TOTAL RECREATION-WATER PARK	728,420	549,260	715,100	715,100	715,100
RECREATION OTHER					
Over / Short - Water Park	0	(14)	0	0	0
TOTAL RECREATION OTHER	0	(14)	0	0	0
TOTAL RECREATION - WATER PARK	733,420	552,673	721,100	721,100	721,100
TOTAL REVENUE	14,004,063	12,116,396	14,332,161	14,615,795	14,615,795

CASITAS MUNICIPAL WATER DISTRICT
 REVENUE/EXPENDITURES STATEMENT
 PROPOSED BUDGET FOR 2012/2013

11 -GENERAL FUND

EXPENSES	BUDGET 2011-2012	EXPENDITURES TO:30Jun12	DEPARTMENT REQUESTED	GEN MGR RECOMMENDED	BOARD APPROVED
<hr/>					
RETIREES					
=====					
Benefits					
Insurance - Group Life	0	770	0	0	0
Insurance - Group Health	479,121	425,004	463,214	463,214	463,214
Insurance - Group Dental	29,821	27,011	30,895	30,895	30,895
Insurance - Group Vision	4,915	4,350	4,951	4,951	4,951
TOTAL Benefits	513,857	457,136	499,060	499,060	499,060
Services & Supplies					
Insurance - Employee Assistanc	0	11	0	0	0
TOTAL Services & Supplies	0	11	0	0	0
<hr/>					
TOTAL RETIREES	513,857	457,146	499,060	499,060	499,060

CASITAS MUNICIPAL WATER DISTRICT
 REVENUE/EXPENDITURES STATEMENT
 PROPOSED BUDGET FOR 2012/2013

11 -GENERAL FUND

EXPENSES	BUDGET 2011-2012	EXPENDITURES TO:30Jun12	DEPARTMENT REQUESTED	GEN MGR RECOMMENDED	BOARD APPROVED
<hr/>					
BOARD OF DIRECTORS					
=====					
Salaries					
Regular Salaries	61,580	54,226	71,845	61,580	61,580
TOTAL Salaries	61,580	54,226	71,845	61,580	61,580
Benefits					
Social Security Expense	3,818	3,362	4,454	3,818	3,818
Medicare Expense	893	786	1,042	893	893
Insurance - Group Life	229	160	179	179	179
Insurance - Group Health	74,854	52,408	59,847	59,847	59,847
Insurance - Group Dental	4,658	3,509	4,024	4,024	4,024
Insurance - Group Vision	614	446	508	508	508
Insurance - Unemployment	0	916	0	0	0
TOTAL Benefits	85,066	61,587	70,054	69,269	69,269
Services & Supplies					
Service & Supplies	200	3	1,000	1,000	1,000
Computer Upgrades - Hardware	100	118	1,000	1,000	1,000
Computer Upgrades - Software	100	0	500	500	500
Printing & Binding	0	117	0	0	0
Private Vehicle Mileage	3,000	3,212	3,500	3,500	3,500
Travel Expense	7,500	5,199	6,500	6,500	6,500
Directors Election Fees	0	0	22,500	22,500	22,500
Education & Training Seminars	5,000	4,725	5,000	5,000	5,000
TOTAL Services & Supplies	15,900	13,375	40,000	40,000	40,000
<hr/>					
TOTAL BOARD OF DIRECTORS	162,546	129,188	181,899	170,849	170,849

11 -GENERAL FUND

EXPENSES	BUDGET 2011-2012	EXPENDITURES TO:30Jun12	DEPARTMENT REQUESTED	GEN MGR RECOMMENDED	BOARD APPROVED
MANAGEMENT					
=====					
Salaries					
Regular Salaries	240,289	229,589	246,793	238,504	238,504
Overtime Pay	0	38	0	0	0
Vacation Pay	25,558	17,179	26,250	25,368	25,368
Jury Duty	497	0	511	493	493
Sick Pay	6,784	1,731	6,968	6,734	6,734
Holiday Pay	19,300	11,107	19,823	19,157	19,157
TOTAL Salaries	292,428	259,644	300,345	290,256	290,256
Benefits					
PERS - Retirement Expense	44,727	40,805	45,938	44,395	44,395
Social Security Expense	18,131	11,411	18,621	17,996	17,996
Medicare Expense	4,240	3,836	4,355	4,209	4,209
Insurance - Group Life	1,550	1,386	1,550	1,550	1,550
Insurance - Group Health	38,723	34,824	39,198	39,198	39,198
Insurance - Group Dental	2,768	2,527	2,896	2,896	2,896
Insurance - Group Vision	246	223	254	254	254
TOTAL Benefits	110,385	95,013	112,812	110,498	110,498
Services & Supplies					
District Equipment	0	3	0	0	0
Service & Supplies	5,200	4,215	1,800	1,800	1,800
Computer Upgrades - Hardware	3,000	2,058	1,000	1,000	1,000
Clothing & Personal Supplies	0	39	0	0	0
Communications - Radio & Telep	0	438	200	200	200
Membership & Dues	92,335	70,789	98,310	99,665	99,665
Printing & Binding	300	39	0	0	0
Books & Publications	3,000	2,684	3,000	3,000	3,000
Office Supplies	200	0	200	200	200
Postage Expense	200	251	200	200	200
Other Professional Fees	290,000	98,249	265,000	265,000	265,000
Licenses & Permits	300	0	400	400	400
Advertising & Legal Notices	200	0	400	400	400
Private Vehicle Mileage	3,000	1,672	3,000	3,000	3,000
Travel Expense	3,700	2,284	4,300	4,300	4,300
Education & Training Seminars	3,200	1,827	4,300	4,300	4,300
Insurance - Workers Compensati	0	52	0	0	0
Insurance - Aflac Service Fee	0	72	0	0	0
Insurance - Employee Assistanc	87	78	87	87	87
TOTAL Services & Supplies	404,722	184,750	382,197	383,552	383,552
Other Operating Expenses					

CASITAS MUNICIPAL WATER DISTRICT
REVENUE/EXPENDITURES STATEMENT
PROPOSED BUDGET FOR 2012/2013

11 -GENERAL FUND

EXPENSES	BUDGET 2011-2012	EXPENDITURES TO:30Jun12	DEPARTMENT REQUESTED	GEN MGR RECOMMENDED	BOARD APPROVED
Salaries - Work Orders	_____	_____	_____	_____	_____
Benefits - Work Orders	_____	_____	_____	_____	_____
Services & Supplies-W.O.	_____	_____	_____	_____	_____
TOTAL MANAGEMENT	807,535	539,406	795,354	784,306	784,306

11 -GENERAL FUND

EXPENSES	BUDGET 2011-2012	EXPENDITURES T0:30Jun12	DEPARTMENT REQUESTED	GEN MGR RECOMMENDED	BOARD APPROVED
INFORMATION TECHNOLOGY					
=====					
Salaries					
Regular Salaries	94,687	92,200	100,515	97,713	97,713
Overtime Pay	0	1,070	0	0	0
Vacation Pay	10,072	5,535	10,692	10,393	10,393
Jury Duty	196	0	208	202	202
Sick Pay	2,673	1,392	2,838	2,759	2,759
Holiday Pay	7,605	4,508	8,073	7,849	7,849
TOTAL Salaries	115,233	104,705	122,326	118,916	118,916
Benefits					
PERS - Retirement Expense	17,625	16,416	18,710	18,188	18,188
Social Security Expense	7,144	5,907	7,584	7,373	7,373
Medicare Expense	1,671	1,545	1,774	1,724	1,724
Insurance - Group Life	443	396	19,912	19,912	19,912
Insurance - Group Health	19,884	16,476	1,448	1,448	1,448
Insurance - Group Dental	1,384	1,264	127	127	127
Insurance - Group Vision	123	112	443	443	443
TOTAL Benefits	48,274	42,115	49,998	49,215	49,215
Services & Supplies					
District Equipment	1,000	373	1,000	1,000	1,000
Service & Supplies	2,900	3,272	5,000	5,000	5,000
Computer Upgrades - Hardware	4,000	2,577	1,000	1,000	1,000
Computer Upgrades - Software	3,200	197	21,900	3,200	3,200
Outside Contracts	11,980	6,844	14,550	14,550	14,550
Communications - Radio & Telep	750	627	650	650	650
Books & Publications	100	0	100	100	100
Postage Expense	0	27	0	0	0
Small Tools	100	0	100	100	100
Safety Program	100	0	100	100	100
Private Vehicle Mileage	0	246	0	0	0
Travel Expense	0	37	0	0	0
Education & Training Seminars	1,200	0	1,200	1,200	1,200
Insurance - Workers Compensati	0	600	0	0	0
Insurance - Aflac Service Fee	0	72	0	0	0
Insurance - Employee Assistanc	0	39	44	44	44
TOTAL Services & Supplies	25,330	14,910	45,644	26,944	26,944
Salaries - Work Orders	_____	_____	_____	_____	_____
Benefits - Work Orders	_____	_____	_____	_____	_____
Services & Supplies-W.O.					
Computer Upgrades - Hardware	0	0	0	30,000	30,000
Computer Upgrades - Software	0	0	0	18,700	18,700
TOTAL Services & Supplies-W.O.	0	0	0	48,700	48,700

CASITAS MUNICIPAL WATER DISTRICT
REVENUE/EXPENDITURES STATEMENT
PROPOSED BUDGET FOR 2012/2013

11 -GENERAL FUND

EXPENSES	BUDGET 2011-2012	EXPENDITURES TO:30Jun12	DEPARTMENT REQUESTED	GEN MGR RECOMMENDED	BOARD APPROVED
TOTAL INFORMATION TECHNOLOGY	188,837	161,730	217,968	243,775	243,775

11 -GENERAL FUND

EXPENSES	BUDGET 2011-2012	EXPENDITURES TO:30Jun12	DEPARTMENT REQUESTED	GEN MGR RECOMMENDED	BOARD APPROVED
WATER CONSERVATION					
=====					
Salaries					
Regular Salaries	159,046	191,772	166,866	162,948	162,948
Part Time - Temporary Wages	59,071	12,825	65,670	63,839	63,839
Overtime Pay	0	1,683	0	1,381	1,381
Vacation Pay	23,200	9,516	24,734	24,122	24,122
Jury Duty	451	1,364	482	469	469
Sick Pay	6,159	4,853	6,566	6,403	6,403
Holiday Pay	17,519	9,734	18,678	18,216	18,216
TOTAL Salaries	265,446	231,746	282,996	277,378	277,378
Benefits					
PERS - Retirement Expense	31,565	35,295	33,240	32,239	32,239
Social Security Expense	16,458	13,839	17,545	17,197	17,197
Medicare Expense	3,848	3,410	4,104	4,022	4,022
Insurance - Group Life	1,294	1,299	1,543	1,543	1,543
Insurance - Group Health	13,754	18,808	15,836	15,836	15,836
Insurance - Group Dental	824	1,237	1,728	1,728	1,728
Insurance - Group Vision	246	295	381	381	381
TOTAL Benefits	67,989	74,184	74,377	72,946	72,946
Services & Supplies					
District Equipment	3,600	2,895	3,600	3,600	3,600
Service & Supplies	24,650	22,276	39,590	39,590	39,590
Computer Upgrades - Hardware	2,500	313	0	0	0
Computer Upgrades - Software	300	0	0	0	0
Outside Contracts	28,000	13,863	25,623	25,623	25,623
Clothing & Personal Supplies	0	174	0	0	0
Communications - Radio & Telep	1,080	1,341	120	120	120
Membership & Dues	7,886	5,838	200	200	200
Printing & Binding	7,500	4,581	7,500	7,500	7,500
Books & Publications	200	1,119	400	400	400
Postage Expense	8,500	4,723	8,500	8,500	8,500
Licenses & Permits	50	210	0	0	0
Advertising & Legal Notices	0	135	0	0	0
Public Information Program	0	300	0	0	0
Safety Program	3,000	263	4,250	4,250	4,250
Private Vehicle Mileage	75	517	0	0	0
Travel Expense	2,600	1,987	4,000	4,000	4,000
Education & Training Seminars	2,500	2,163	4,400	4,400	4,400
Insurance - Aflac Service Fee	0	72	0	0	0
Insurance - Employee Assistanc	88	96	100	100	100
TOTAL Services & Supplies	92,529	62,865	98,283	98,283	98,283

CASITAS MUNICIPAL WATER DISTRICT
 REVENUE/EXPENDITURES STATEMENT
 PROPOSED BUDGET FOR 2012/2013

11 -GENERAL FUND

EXPENSES	BUDGET 2011-2012	EXPENDITURES TO:30Jun12	DEPARTMENT REQUESTED	GEN MGR RECOMMENDED	BOARD APPROVED
Other Operating Expenses					
Salaries - Work Orders					
Regular Salaries	3,738	0	3,884	3,784	3,784
Vacation Pay	398	0	413	402	402
Jury Duty	8	0	8	8	8
Sick Pay	106	0	110	107	107
Holiday Pay	300	0	312	304	304
TOTAL Salaries - Work Orders	4,550	0	4,727	4,605	4,605
Benefits - Work Orders					
PERS - Retirement Expense	696	0	723	704	704
Social Security Expense	282	0	293	286	286
Medicar Expense	66	0	69	67	67
TOTAL Benefits - Work Orders	1,044	0	1,085	1,057	1,057
Services & Supplies-W.O.					
Outside Contracts	470,523	6,697	658,374	658,374	658,374
TOTAL Services & Supplies-W.O.	470,523	6,697	658,374	658,374	658,374
TOTAL WATER CONSERVATION	902,081	375,493	1,119,842	1,112,643	1,112,643

11 -GENERAL FUND

EXPENSES	BUDGET 2011-2012	EXPENDITURES TO:30Jun12	DEPARTMENT REQUESTED	GEN MGR RECOMMENDED	BOARD APPROVED
FISHERIES					
=====					
Salaries					
Regular Salaries	128,404	137,067	146,862	142,788	142,788
Part Time - Temporary Wages	52,559	44,565	55,922	55,922	55,922
Overtime Pay	6,868	920	8,424	8,259	8,259
Vacation Pay	19,248	7,415	21,569	21,136	21,136
Jury Duty	375	0	419	411	411
Sick Pay	5,109	5,101	5,725	5,610	5,610
Holiday Pay	14,535	7,107	16,287	15,961	15,961
TOTAL Salaries	227,098	202,174	255,208	250,087	250,087
Benefits					
PERS - Retirement Expense	25,645	25,340	29,193	28,434	28,434
Social Security Expense	14,080	12,379	15,823	15,506	15,506
Medicare Expense	3,293	2,980	3,701	3,627	3,627
Insurance - Group Life	974	871	974	974	974
Insurance - Group Health	25,725	23,260	26,350	26,350	26,350
Insurance - Group Dental	1,796	1,641	1,883	1,883	1,883
Insurance - Group Vision	246	223	254	254	254
Insurance - Unemployment	0	2,731	0	0	0
TOTAL Benefits	71,759	69,425	78,178	77,028	77,028
Services & Supplies					
District Equipment	3,000	2,309	3,000	3,000	3,000
Service & Supplies	15,500	10,498	15,500	15,500	15,500
Computer Upgrades - Hardware	3,000	934	3,000	3,000	3,000
Computer Upgrades - Software	1,000	807	1,000	1,000	1,000
Outside Contracts	2,000	0	2,000	2,000	2,000
Clothing & Personal Supplies	1,500	116	1,500	1,500	1,500
Communications - Radio & Telep	2,150	1,617	2,150	2,150	2,150
Membership & Dues	4,450	182	4,450	4,450	4,450
Printing & Binding	300	55	300	300	300
Books & Publications	300	0	300	300	300
Office Supplies	200	106	200	200	200
Postage Expense	750	565	750	750	750
Other Professional Fees	30,000	0	20,000	20,000	20,000
Licenses & Permits	300	0	300	300	300
Private Vehicle Mileage	250	462	250	250	250
Travel Expense	12,000	8,667	12,000	12,000	12,000
Education & Training Seminars	7,000	3,000	5,000	5,000	5,000
Insurance - Employee Assistanc	87	78	87	87	87
TOTAL Services & Supplies	83,787	29,395	71,787	71,787	71,787
Other Operating Expenses					

CASITAS MUNICIPAL WATER DISTRICT
REVENUE/EXPENDITURES STATEMENT
PROPOSED BUDGET FOR 2012/2013

11 -GENERAL FUND

EXPENSES	BUDGET 2011-2012	EXPENDITURES TO:30Jun12	DEPARTMENT REQUESTED	GEN MGR RECOMMENDED	BOARD APPROVED
Salaries - Work Orders	_____	_____	_____	_____	_____
Benefits - Work Orders	_____	_____	_____	_____	_____
Services & Supplies-W.O.	_____	_____	_____	_____	_____
TOTAL FISHERIES	382,644	300,994	405,173	398,902	398,902

11 -GENERAL FUND

EXPENSES	BUDGET 2011-2012	EXPENDITURES TO:30Jun12	DEPARTMENT REQUESTED	GEN MGR RECOMMENDED	BOARD APPROVED
ADMINISTRATION SERVICES					
=====					
Salaries					
Regular Salaries	307,003	284,103	326,098	317,237	317,237
Overtime Pay	3,008	946	1,268	1,233	1,233
Vacation Pay	32,655	22,691	34,685	33,743	33,743
Jury Duty	636	218	675	656	656
Sick Pay	8,668	6,493	9,206	8,957	8,957
Holiday Pay	24,659	15,532	26,193	25,480	25,480
TOTAL Salaries	376,629	329,983	398,125	387,306	387,306
Benefits					
PERS - Retirement Expense	57,146	54,454	60,699	59,051	59,051
Social Security Expense	23,351	18,880	24,684	24,013	24,013
Medicare Expense	5,461	4,873	5,773	5,616	5,616
Insurance - Group Life	1,613	1,443	1,613	1,613	1,613
Insurance - Group Health	72,039	62,394	72,613	72,613	72,613
Insurance - Group Dental	4,975	4,546	5,213	5,213	5,213
Insurance - Group Vision	614	558	635	635	635
TOTAL Benefits	165,199	147,148	171,230	168,754	168,754
Services & Supplies					
District Equipment	2,000	1,369	1,500	1,500	1,500
Service & Supplies	25,000	19,156	23,100	23,100	23,100
Utilities	45,500	36,029	48,000	48,000	48,000
Project Close	0	(625)	0	0	0
Computer Upgrades - Hardware	1,000	2,879	4,500	4,500	4,500
Computer Upgrades - Software	6,000	0	2,500	2,500	2,500
Leak Relief Expense	1,500	12,363	4,500	4,500	4,500
Purchased Water	1,200	712	1,100	1,100	1,100
Bad Debt Expense	12,000	0	8,000	8,000	8,000
Outside Contracts	63,000	55,338	62,000	62,000	62,000
Communications - Radio & Telep	21,545	18,592	33,500	33,500	33,500
Office Equipment Maintenance	2,500	1,074	2,000	2,000	2,000
Membership & Dues	850	725	900	900	900
Printing & Binding	2,200	1,182	2,400	2,400	2,400
Books & Publications	150	0	150	150	150
Office Supplies	10,000	5,171	11,500	11,500	11,500
Postage Expense	5,000	3,764	5,300	5,300	5,300
Other Professional Fees	30,000	24,024	25,000	25,000	25,000
Advertising & Legal Notices	240	690	250	250	250
Safety Program	500	0	0	0	0
Private Vehicle Mileage	500	178	400	400	400
Travel Expense	2,525	693	3,000	3,000	3,000
Education & Training Seminars	2,600	667	2,600	2,600	2,600
Interest / Penalty Expenses	88,694	88,702	204,335	204,335	204,335
Petty Cash Over / Short	10	0	10	10	10

CASITAS MUNICIPAL WATER DISTRICT
 REVENUE/EXPENDITURES STATEMENT
 PROPOSED BUDGET FOR 2012/2013

11 -GENERAL FUND

EXPENSES	BUDGET 2011-2012	EXPENDITURES TO:30Jun12	DEPARTMENT REQUESTED	GEN MGR RECOMMENDED	BOARD APPROVED
Property Tax Collection Fee	5,020	4,706	5,000	5,000	5,000
Property Tax Administration Fe	21,000	19,881	21,000	21,000	21,000
Insurance - Liability Premium	60,000	54,268	60,000	60,000	60,000
Insurance - Workers Compensati	75,000	63,653	75,000	75,000	75,000
Insurance - Aflac Service Fee	0	336	0	0	0
Insurance - Employee Assistanc	218	195	218	218	218
Bank Charges	18,180	6,497	8,500	8,500	8,500
TOTAL Services & Supplies	503,932	422,218	616,263	616,263	616,263
Other Operating Expenses					
Administration Overhead	(824,851)	0	(888,095)	(876,603)	(876,603)
TOTAL Other Operating Expenses	(824,851)	0	(888,095)	(876,603)	(876,603)
Salaries - Work Orders	_____	_____	_____	_____	_____
Benefits - Work Orders	_____	_____	_____	_____	_____
Services & Supplies-W.O.	_____	_____	_____	_____	_____
TOTAL ADMINISTRATION SERVICES	220,909	899,349	297,523	295,720	295,720

CASITAS MUNICIPAL WATER DISTRICT
 REVENUE/EXPENDITURES STATEMENT
 PROPOSED BUDGET FOR 2012/2013

11 -GENERAL FUND

EXPENSES	BUDGET 2011-2012	EXPENDITURES TO:30Jun12	DEPARTMENT REQUESTED	GEN MGR RECOMMENDED	BOARD APPROVED
<hr/>					
WAREHOUSE					
=====					
Salaries					
Regular Salaries	7,161	0	0	0	0
Vacation Pay	762	0	0	0	0
Jury Duty	15	0	0	0	0
Sick Pay	202	0	0	0	0
Holiday Pay	575	0	0	0	0
TOTAL Salaries	8,715	0	0	0	0
Benefits					
PERS - Retirement Expense	1,333	0	0	0	0
Social Security Expense	540	0	0	0	0
Medicare Expense	126	0	0	0	0
TOTAL Benefits	1,999	0	0	0	0
Services & Supplies					
Service & Supplies	6,820	3,180	6,820	6,820	6,820
Utilities	2,000	1,429	2,000	2,000	2,000
Outside Contracts	0	573	0	0	0
Communications - Radio & Telep	600	0	0	0	0
TOTAL Services & Supplies	9,420	5,182	8,820	8,820	8,820
Other Operating Expenses	_____	_____	_____	_____	_____
Salaries - Work Orders	_____	_____	_____	_____	_____
Benefits - Work Orders	_____	_____	_____	_____	_____
Services & Supplies-W.O.	_____	_____	_____	_____	_____
<hr/>					
TOTAL WAREHOUSE	20,134	5,182	8,820	8,820	8,820

CASITAS MUNICIPAL WATER DISTRICT
 REVENUE/EXPENDITURES STATEMENT
 PROPOSED BUDGET FOR 2012/2013

11 -GENERAL FUND

EXPENSES	BUDGET 2011-2012	EXPENDITURES TO:30Jun12	DEPARTMENT REQUESTED	GEN MGR RECOMMENDED	BOARD APPROVED
<hr/>					
GARAGE					
=====					
Salaries					
Regular Salaries	15,037	0	0	0	0
Vacation Pay	1,600	0	0	0	0
Jury Duty	31	0	0	0	0
Sick Pay	425	0	0	0	0
Holiday Pay	1,208	0	0	0	0
TOTAL Salaries	18,301	0	0	0	0
Benefits					
PERS - Retirement Expense	2,799	0	0	0	0
Social Security Expense	1,135	0	0	0	0
Medicare Expense	265	0	0	0	0
TOTAL Benefits	4,199	0	0	0	0
Services & Supplies					
District Equipment	0	6,258	0	0	0
Service & Supplies	18,050	3,470	16,050	10,050	10,050
Utilities	2,000	1,429	2,000	2,000	2,000
Cost Applied - Service & Suppl	(90,000)	(134,804)	(200,000)	(180,000)	(180,000)
Vehicle Costs Direct	75,000	75,570	100,000	120,000	120,000
Outside Contracts	16,200	8,822	16,000	16,000	16,000
Communications - Radio & Telep	0	144	0	0	0
Other Professional Services	5,000	0	5,000	5,000	5,000
Licenses & Permits	5,000	3,384	0	0	0
Gain / Losses on Inventory GAS	0	(8,949)	0	0	0
TOTAL Services & Supplies	31,250	(44,676)	(60,950)	(26,950)	(26,950)
Other Operating Expenses	_____	_____	_____	_____	_____
Salaries - Work Orders	_____	_____	_____	_____	_____
Benefits - Work Orders	_____	_____	_____	_____	_____
Services & Supplies-W.O.					
Outside Contracts	25,000	0	53,000	53,000	78,000
TOTAL Services & Supplies-W.O.	25,000	0	53,000	53,000	78,000
<hr/>					
TOTAL GARAGE	78,750	(44,676)	(7,950)	26,050	51,050

11 -GENERAL FUND

EXPENSES	BUDGET 2011-2012	EXPENDITURES TO:30Jun12	DEPARTMENT REQUESTED	GEN MGR RECOMMENDED	BOARD APPROVED
ENGINEERING					
=====					
Salaries					
Regular Salaries	282,836	179,985	296,842	289,022	289,022
Part Time - Temporary Wages	0	880	0	0	0
Vacation Pay	30,084	24,842	31,575	30,743	30,743
Jury Duty	585	0	615	598	598
Sick Pay	7,985	5,622	8,382	8,163	8,163
Holiday Pay	22,720	13,997	23,843	23,215	23,215
TOTAL Salaries	344,210	225,325	361,257	351,741	351,741
Benefits					
PERS - Retirement Expense	52,647	36,980	55,255	53,800	53,800
Social Security Expense	21,341	12,339	22,397	21,807	21,807
Medicare Expense	4,989	3,355	5,239	5,099	5,099
Insurance - Group Life	1,616	1,446	1,616	1,616	1,616
Insurance - Group Health	56,366	45,305	38,697	38,697	38,697
Insurance - Group Dental	3,026	2,871	4,024	4,024	4,024
Insurance - Group Vision	492	446	508	508	508
Cafeteria Plan	174	0	0	0	0
TOTAL Benefits	140,651	102,741	127,736	125,551	125,551
Services & Supplies					
District Equipment	2,000	2,988	3,000	3,000	3,000
Service & Supplies	8,800	3,908	21,100	31,100	31,100
Computer Upgrades - Hardware	500	323	1,600	1,600	1,600
Computer Upgrades - Software	500	143	1,200	1,200	1,200
Outside Contracts	38,500	18,533	33,700	33,700	33,700
Clothing & Personal Supplies	200	140	200	200	200
Communications - Radio & Telep	1,400	566	700	700	700
Membership & Dues	3,000	1,493	2,500	2,500	2,500
Printing & Binding	0	39	0	0	0
Books & Publications	600	585	500	500	500
Office Supplies	300	0	200	200	200
Postage Expense	100	404	100	100	100
Licenses & Permits	8,300	13,384	9,400	9,400	9,400
Advertising & Legal Notices	325	0	0	0	0
Private Vehicle Mileage	2,275	1,802	1,500	1,500	1,500
Travel Expense	1,300	0	1,200	1,200	1,200
Education & Training Seminars	2,900	250	2,500	2,500	2,500
Insurance - Aflac Service Fee	0	72	0	0	0
Insurance - Employee Assistanc	0	156	174	174	174
TOTAL Services & Supplies	71,000	44,785	79,574	89,574	89,574
Salaries - Work Orders					
Regular Salaries	0	79,867	0	0	0
Part Time - Temporary Wages	0	2,068	0	0	0

CASITAS MUNICIPAL WATER DISTRICT
 REVENUE/EXPENDITURES STATEMENT
 PROPOSED BUDGET FOR 2012/2013

11 -GENERAL FUND

EXPENSES	BUDGET 2011-2012	EXPENDITURES TO:30Jun12	DEPARTMENT REQUESTED	GEN MGR RECOMMENDED	BOARD APPROVED
Overtime Pay	0	81	0	0	0
TOTAL Salaries - Work Orders	0	82,016	0	0	0
Benefits - Work Orders					
PERS - Retirement Expense	0	12,094	0	0	0
Social Security Expense	0	4,012	0	0	0
Medicar Expense	0	1,191	0	0	0
TOTAL Benefits - Work Orders	0	17,298	0	0	0
Services & Supplies-W.O.					
Services & Supplies	15,000	1,069	0	0	0
Outside Contracts	1,360,000	528,011	1,020,000	700,000	700,000
Licenses & Permits	2,500	1,673	0	0	0
Private Vehicle Mileage	0	189	0	0	0
TOTAL Services & Supplies-W.O.	1,377,500	530,942	1,020,000	700,000	700,000
TOTAL ENGINEERING	1,933,361	1,003,107	1,588,567	1,266,866	1,266,866

CASITAS MUNICIPAL WATER DISTRICT
 REVENUE/EXPENDITURES STATEMENT
 PROPOSED BUDGET FOR 2012/2013

11 -GENERAL FUND

EXPENSES	BUDGET 2011-2012	EXPENDITURES T0:30Jun12	DEPARTMENT REQUESTED	GEN MGR RECOMMENDED	BOARD APPROVED
<hr/>					
WATER QUALITY - LAB					
=====					
Salaries					
Regular Salaries	116,263	107,079	125,789	122,281	122,281
Overtime Pay	4,506	1,301	4,853	4,718	4,718
Vacation Pay	12,368	9,464	13,381	13,006	13,006
Jury Duty	241	437	260	253	253
Sick Pay	3,284	4,297	3,551	3,453	3,453
Holiday Pay	9,339	6,188	10,104	9,822	9,822
TOTAL Salaries	146,001	128,766	157,938	153,533	153,533
Benefits					
PERS - Retirement Expense	21,643	21,141	23,414	22,763	22,763
Social Security Expense	9,052	8,138	9,792	9,520	9,520
Medicare Expense	2,117	1,903	2,289	2,226	2,226
Insurance - Group Life	856	765	856	856	856
Insurance - Group Health	25,725	23,260	32,135	32,135	32,135
Insurance - Group Dental	1,796	1,641	1,883	1,883	1,883
Insurance - Group Vision	246	223	254	254	254
TOTAL Benefits	61,435	57,072	70,623	69,637	69,637
Services & Supplies					
District Equipment	4,000	7,339	0	12,000	12,000
Service & Supplies	14,884	14,233	15,193	16,539	16,539
Computer Upgrades - Hardware	1,000	1,040	0	0	0
Outside Contracts	19,237	23,141	34,967	54,967	54,967
Clothing & Personal Supplies	160	97	270	270	270
Communications - Radio & Telep	600	154	240	240	240
Membership & Dues	135	110	135	135	135
Printing & Binding	3,084	84	3,084	3,084	3,084
Books & Publications	250	0	250	250	250
Postage Expense	1,320	102	1,240	1,240	1,240
Other Professional Fees	0	0	80	80	80
Licenses & Permits	17,193	12,716	17,293	17,293	17,293
Advertising & Legal Notices	100	150	0	0	0
Private Vehicle Mileage	600	90	600	600	600
Travel Expense	1,800	120	1,800	1,800	1,800
Education & Training Seminars	1,800	461	1,800	1,800	1,800
Insurance - Aflac Service Fee	0	72	0	0	0
Insurance - Employee Assistanc	87	78	87	87	87
TOTAL Services & Supplies	66,250	59,987	77,039	110,385	110,385
Other Operating Expenses	_____	_____	_____	_____	_____
Salaries - Work Orders	_____	_____	_____	_____	_____

CASITAS MUNICIPAL WATER DISTRICT
 REVENUE/EXPENDITURES STATEMENT
 PROPOSED BUDGET FOR 2012/2013

11 -GENERAL FUND

EXPENSES	BUDGET 2011-2012	EXPENDITURES TO:30Jun12	DEPARTMENT REQUESTED	GEN MGR RECOMMENDED	BOARD APPROVED
Benefits - Work Orders					
Services & Supplies-W.O.					
Outside Contracts	100,000	19,606	0	30,000	30,000
TOTAL Services & Supplies-W.O.	100,000	19,606	0	30,000	30,000
TOTAL WATER QUALITY - LAB	373,686	265,430	305,600	363,555	363,555

CASITAS MUNICIPAL WATER DISTRICT
 REVENUE/EXPENDITURES STATEMENT
 PROPOSED BUDGET FOR 2012/2013

11 -GENERAL FUND

EXPENSES	BUDGET 2011-2012	EXPENDITURES TO:30Jun12	DEPARTMENT REQUESTED	GEN MGR RECOMMENDED	BOARD APPROVED
ELECTRICAL MECHANICAL					
=====					
Salaries					
Regular Salaries	306,308	300,231	257,981	250,899	250,899
Overtime Pay	3,831	14,210	4,276	4,157	4,157
Standby Pay	1,991	2,256	2,070	2,070	2,070
Vacation Pay	32,580	23,355	27,440	26,687	26,687
Jury Duty	634	316	533	520	520
Sick Pay	8,648	9,352	7,285	7,085	7,085
Holiday Pay	24,604	15,315	20,721	20,152	20,152
TOTAL Salaries	378,596	365,035	320,306	311,570	311,570
Benefits					
PERS - Retirement Expense	57,322	51,341	48,337	47,020	47,020
Social Security Expense	23,474	22,345	19,858	19,317	19,317
Medicare Expense	5,490	5,380	4,645	4,517	4,517
Insurance - Group Life	1,628	1,267	1,628	1,628	1,628
Insurance - Group Health	70,196	55,074	66,590	66,590	66,590
Insurance - Group Dental	3,840	3,299	4,024	4,024	4,024
Insurance - Group Vision	492	415	508	508	508
TOTAL Benefits	162,442	139,122	145,590	143,604	143,604
Services & Supplies					
District Equipment	10,000	16,332	0	22,900	22,900
Service & Supplies	73,470	55,040	68,230	68,230	68,230
Utilities	26,700	25,613	0	0	0
Power Purchased for Pumping	1,250,000	696,690	1,337,500	1,000,000	1,000,000
Computer Upgrades - Software	5,950	5,765	0	0	0
Outside Contracts	104,410	66,575	45,210	45,210	45,210
Clothing & Personal Supplies	4,000	3,396	4,000	4,000	4,000
Communications - Radio & Telep	5,460	3,942	3,860	3,860	3,860
Office Supplies	0	0	500	500	500
Postage Expense	0	155	0	0	0
Licenses & Permits	4,840	760	4,910	4,910	4,910
Small Tools	1,800	1,194	700	700	700
Private Vehicle Mileage	200	295	220	220	220
Travel Expense	1,425	829	1,425	1,425	1,425
Education & Training Seminars	7,540	2,289	11,200	11,200	11,200
Insurance - Workers Compensati	0	362	0	0	0
Insurance - Employee Assistanc	174	145	174	174	174
TOTAL Services & Supplies	1,495,969	879,382	1,477,929	1,163,329	1,163,329
Other Operating Expenses	_____	_____	_____	_____	_____
Salaries - Work Orders	_____	_____	_____	_____	_____

CASITAS MUNICIPAL WATER DISTRICT
 REVENUE/EXPENDITURES STATEMENT
 PROPOSED BUDGET FOR 2012/2013

11 -GENERAL FUND

EXPENSES	BUDGET 2011-2012	EXPENDITURES TO:30Jun12	DEPARTMENT REQUESTED	GEN MGR RECOMMENDED	BOARD APPROVED
Benefits - Work Orders	_____	_____	_____	_____	_____
Services & Supplies-W.O.					
Services & Supplies	36,500	34,843	15,000	15,000	15,000
Outside Contracts	743,000	230,134	490,000	370,000	450,000
TOTAL Services & Supplies-W.O.	779,500	264,977	505,000	385,000	465,000
TOTAL ELECTRICAL MECHANICAL	2,816,507	1,648,515	2,448,825	2,003,503	2,083,503

11 -GENERAL FUND

EXPENSES	BUDGET 2011-2012	EXPENDITURES TO:30Jun12	DEPARTMENT REQUESTED	GEN MGR RECOMMENDED	BOARD APPROVED
DIST MAINT - PIPELINE					
=====					
Salaries					
Regular Salaries	207,557	208,759	252,654	226,437	226,437
Overtime Pay	531	14,266	552	552	552
Standby Pay	15,930	13,762	16,560	16,560	16,560
Vacation Pay	22,076	12,753	26,872	24,086	24,086
Jury Duty	429	0	523	468	468
Sick Pay	5,861	10,727	7,134	6,392	6,392
Holiday Pay	16,672	12,135	20,293	18,187	18,187
TOTAL Salaries	269,056	272,403	324,588	292,682	292,682
Benefits					
PERS - Retirement Expense	38,634	40,712	47,028	42,149	42,149
Social Security Expense	16,681	16,650	20,125	18,146	18,146
Medicare Expense	3,901	4,021	4,706	4,243	4,243
Insurance - Group Life	819	732	819	819	819
Insurance - Group Health	76,402	65,520	78,395	78,395	78,395
Insurance - Group Dental	4,970	4,539	5,202	5,202	5,202
Insurance - Group Vision	492	446	508	508	508
Insurance - Unemployment	0	0	174	174	174
TOTAL Benefits	141,899	132,620	156,957	149,636	149,636
Services & Supplies					
District Equipment	70,940	39,480	70,940	70,940	70,940
Service & Supplies	136,100	86,283	146,800	146,800	146,800
Utilities	2,400	2,208	2,400	2,400	2,400
Computer Upgrades - Hardware	200	149	200	200	200
Outside Contracts	147,300	18,605	152,300	152,300	152,300
Clothing & Personal Supplies	2,900	764	2,900	2,900	2,900
Communications - Radio & Telep	3,260	1,905	1,660	1,660	1,660
Books & Publications	250	70	250	250	250
Licenses & Permits	1,300	140	1,300	1,300	1,300
Small Tools	15,500	8,849	21,250	21,250	21,250
Travel Expense	550	326	1,550	1,550	1,550
Education & Training Seminars	9,500	910	7,000	7,000	7,000
Property Losses for Operations	0	5,674	0	0	0
Insurance - Aflac Service Fee	0	122	0	0	0
Insurance - Employee Assistanc	174	156	0	0	0
TOTAL Services & Supplies	390,374	165,641	408,550	408,550	408,550
Other Operating Expenses					
Other Operating Expenses	0	2,405	0	0	0
TOTAL Other Operating Expenses	0	2,405	0	0	0

11 -GENERAL FUND

EXPENSES	BUDGET 2011-2012	EXPENDITURES TO:30Jun12	DEPARTMENT REQUESTED	GEN MGR RECOMMENDED	BOARD APPROVED
<hr/>					
Salaries - Work Orders					
Regular Salaries	0	0	15,877	15,428	15,428
Vacation Pay	0	0	1,689	1,642	1,642
Jury Duty	0	0	33	33	33
Sick Pay	0	0	448	435	435
Holiday Pay	0	0	1,274	1,240	1,240
TOTAL Salaries - Work Orders	0	0	19,321	18,778	18,778
Benefits - Work Orders					
PERS - Retirement Expense	0	0	2,956	2,873	2,873
Social Security Expense	0	0	1,198	1,164	1,164
Medicar Expense	0	0	279	272	272
TOTAL Benefits - Work Orders	0	0	4,433	4,309	4,309
Services & Supplies-W.O.					
Services & Supplies	74,000	0	89,550	104,890	104,890
Outside Contracts	80,500	0	20,300	20,300	20,300
TOTAL Services & Supplies-W.O.	154,500	0	109,850	125,190	125,190
<hr/>					
TOTAL DIST MAINT - PIPELINE	955,829	573,070	1,023,699	999,145	999,145

CASITAS MUNICIPAL WATER DISTRICT
REVENUE/EXPENDITURES STATEMENT
PROPOSED BUDGET FOR 2012/2013

11 -GENERAL FUND

EXPENSES	BUDGET 2011-2012	EXPENDITURES TO:30Jun12	DEPARTMENT REQUESTED	GEN MGR RECOMMENDED	BOARD APPROVED
WATER TREATMENT					
=====					
Salaries					
Regular Salaries	545,970	495,760	593,792	578,030	578,030
Part Time - Temporary Wages	0	6,369	0	0	0
Overtime Pay	20,464	30,857	27,593	27,197	27,197
Shift Pay	0	1,019	0	0	0
Standby Pay	0	14,412	0	0	0
Vacation Pay	58,073	40,952	63,158	61,483	61,483
Jury Duty	1,130	305	1,228	1,196	1,196
Sick Pay	15,415	13,669	16,764	16,320	16,320
Holiday Pay	43,853	27,034	47,695	46,430	46,430
TOTAL Salaries	684,905	630,377	750,230	730,656	730,656
Benefits					
PERS - Retirement Expense	101,626	95,621	110,527	107,594	107,594
Social Security Expense	42,464	38,595	46,515	45,301	45,301
Medicare Expense	9,931	9,305	10,879	10,596	10,596
Insurance - Group Life	2,940	2,507	2,787	2,787	2,787
Insurance - Group Health	146,660	118,944	134,201	134,201	134,201
Insurance - Group Dental	9,222	8,088	9,237	9,237	9,237
Insurance - Group Vision	1,106	1,014	1,142	1,142	1,142
TOTAL Benefits	313,949	274,075	315,288	310,858	310,858
Services & Supplies					
District Equipment	30,000	24,809	0	36,000	36,000
Service & Supplies	109,450	76,488	127,675	130,275	130,275
Utilities	163,000	89,179	162,685	162,685	162,685
Chlorine	83,500	50,360	91,850	91,850	91,850
Polymer	21,000	12,140	20,000	20,000	20,000
Ferric	16,700	22,217	16,000	16,000	16,000
Ammonia	25,000	23,744	25,000	25,000	25,000
Caustics	110,000	61,988	110,000	110,000	110,000
Computer Upgrades - Hardware	1,500	48	9,250	9,250	9,250
Outside Contracts	107,600	46,802	98,800	98,800	98,800
Clothing & Personal Supplies	3,350	1,943	2,480	2,480	2,480
Communications - Radio & Telep	2,450	3,402	3,530	3,530	3,530
Membership & Dues	500	0	500	500	500
Office Supplies	100	0	100	100	100
Postage Expense	0	139	0	0	0
Licenses & Permits	1,725	1,177	2,260	2,260	2,260
Small Tools	1,950	666	1,300	1,300	1,300
Private Vehicle Mileage	200	392	800	800	800
Travel Expense	816	2,222	2,100	2,100	2,100
Education & Training Seminars	5,250	3,069	5,550	5,550	5,550
Insurance - Aflac Service Fee	0	216	0	0	0
Insurance - Employee Assistanc	392	350	392	392	392
TOTAL Services & Supplies	684,483	421,353	680,272	718,872	718,872

CASITAS MUNICIPAL WATER DISTRICT
 REVENUE/EXPENDITURES STATEMENT
 PROPOSED BUDGET FOR 2012/2013

11 -GENERAL FUND

EXPENSES	BUDGET 2011-2012	EXPENDITURES TO:30Jun12	DEPARTMENT REQUESTED	GEN MGR RECOMMENDED	BOARD APPROVED
Other Operating Expenses	_____	_____	_____	_____	_____
Salaries - Work Orders	_____	_____	_____	_____	_____
Benefits - Work Orders	_____	_____	_____	_____	_____
Services & Supplies-W.O.					
Services & Supplies	140,000	139,973	265,900	265,900	265,900
Outside Contracts	330,000	195,481	340,000	340,000	340,000
TOTAL Services & Supplies-W.O.	470,000	335,454	605,900	605,900	605,900
TOTAL WATER TREATMENT	2,153,337	1,661,258	2,351,690	2,366,286	2,366,286

11 -GENERAL FUND

EXPENSES	BUDGET 2011-2012	EXPENDITURES TO:30Jun12	DEPARTMENT REQUESTED	GEN MGR RECOMMENDED	BOARD APPROVED
OPERATIONS - MAINTENANCE					
=====					
Salaries					
Regular Salaries	98,114	86,058	109,061	106,020	106,020
Part Time - Temporary Wages	62,700	25,338	55,995	55,995	55,995
Overtime Pay	3,256	99	416	405	405
Vacation Pay	10,436	0	11,600	11,277	11,277
Jury Duty	203	0	226	219	219
Sick Pay	2,770	0	3,079	2,993	2,993
Holiday Pay	7,881	0	8,760	8,516	8,516
TOTAL Salaries	185,360	111,495	189,137	185,425	185,425
Benefits					
PERS - Retirement Expense	18,263	16,827	20,300	19,734	19,734
Social Security Expense	11,492	6,916	11,726	11,496	11,496
Medicare Expense	2,688	1,618	2,742	2,689	2,689
Insurance - Group Life	256	229	256	256	256
Insurance - Group Health	6,885	6,231	7,065	7,065	7,065
Insurance - Group Dental	412	378	435	435	435
Insurance - Group Vision	123	112	127	127	127
TOTAL Benefits	40,119	32,310	42,651	41,802	41,802
Services & Supplies					
District Equipment	10,000	16,352	17,000	17,000	17,000
Service & Supplies	39,300	19,668	32,300	32,300	32,300
Utilities	1,500	1,575	600	600	600
Computer Upgrades - Hardware	0	0	500	500	500
Computer Upgrades - Software	0	0	200	200	200
Outside Contracts	40,000	4,949	43,500	43,500	43,500
Clothing & Personal Supplies	1,500	957	500	500	500
Communications - Radio & Telep	1,500	675	400	400	400
Membership & Dues	100	0	100	100	100
Office Supplies	0	0	100	100	100
Licenses & Permits	200	100	300	300	300
Small Tools	1,000	297	400	400	400
Safety Program	1,500	1,138	1,150	1,150	1,150
Travel Expense	0	15	50	50	50
Education & Training Seminars	1,000	305	400	400	400
Insurance - Workers Compensati	0	1,126	0	0	0
Insurance - Aflac Service Fee	0	72	0	0	0
Insurance - Employee Assistanc	44	39	44	44	44
TOTAL Services & Supplies	97,644	47,268	97,544	97,544	97,544
Other Operating Expenses					

CASITAS MUNICIPAL WATER DISTRICT
 REVENUE/EXPENDITURES STATEMENT
 PROPOSED BUDGET FOR 2012/2013

11 -GENERAL FUND

EXPENSES	BUDGET 2011-2012	EXPENDITURES TO:30Jun12	DEPARTMENT REQUESTED	GEN MGR RECOMMENDED	BOARD APPROVED
Salaries - Work Orders	_____	_____	_____	_____	_____
Benefits - Work Orders	_____	_____	_____	_____	_____
Services & Supplies-W.O.					
Outside Contracts	28,000	22,472	150,000	5,000	5,000
TOTAL Services & Supplies-W.O.	28,000	22,472	150,000	5,000	5,000
<hr/>					
TOTAL OPERATIONS - MAINTENANCE	351,123	213,545	479,332	329,771	329,771

11 -GENERAL FUND

EXPENSES	BUDGET 2011-2012	EXPENDITURES TO:30Jun12	DEPARTMENT REQUESTED	GEN MGR RECOMMENDED	BOARD APPROVED
RECREATION - OPERATIONS					
=====					
Salaries					
Regular Salaries	355,188	336,494	371,458	361,294	361,294
Part Time - Temporary Wages	210,676	183,108	237,390	237,390	237,390
Overtime Pay	3,127	10,005	1,687	1,641	1,641
Shift Pay	0	900	0	0	0
Vacation Pay	37,778	28,575	53,904	52,823	52,823
Jury Duty	735	453	769	748	748
Sick Pay	10,028	14,368	10,488	10,201	10,201
Holiday Pay	28,528	20,206	29,836	29,020	29,020
TOTAL Salaries	646,060	594,109	705,532	693,117	693,117
Benefits					
PERS - Retirement Expense	66,114	66,095	69,143	67,250	67,250
Social Security Expense	40,055	36,806	43,742	42,972	42,972
Medicare Expense	9,368	8,773	10,231	10,050	10,050
Insurance - Group Life	2,343	2,029	2,014	2,014	2,014
Insurance - Group Health	60,504	56,717	72,187	72,187	72,187
Insurance - Group Dental	3,855	3,764	5,213	5,213	5,213
Insurance - Group Vision	860	729	635	635	635
Insurance - Unemployment	0	1,385	0	0	0
TOTAL Benefits	183,099	176,298	203,165	200,321	200,321
Services & Supplies					
District Equipment	22,000	35,722	40,000	40,000	40,000
Service & Supplies	41,850	23,286	34,710	34,710	34,710
Utilities	95,000	69,482	90,000	90,000	90,000
Computer Upgrades - Hardware	1,500	1,808	0	0	0
Computer Upgrades - Software	400	0	300	300	300
Bad Debt Expense	0	221	0	0	0
Fish Purchase	30,000	29,997	30,000	30,000	30,000
Outside Contracts	33,400	22,245	25,720	25,720	25,720
Clothing & Personal Supplies	5,500	2,585	5,100	5,100	5,100
Communications - Radio & Telep	21,000	15,833	7,200	7,200	7,200
Office Equipment Maintenance	1,000	0	300	300	300
Membership & Dues	2,000	340	1,400	1,400	1,400
Printing & Binding	0	0	1,500	1,500	1,500
Books & Publications	0	0	75	75	75
Office Supplies	3,000	449	2,500	2,500	2,500
Postage Expense	0	116	0	0	0
Other Professional Fees	2,000	0	0	0	0
Licenses & Permits	4,000	8,199	3,600	3,600	3,600
Advertising & Legal Notices	1,000	593	600	600	600
Public Information Program	0	0	600	600	600
Safety Program	2,000	2,804	200	200	200
Private Vehicle Mileage	750	217	400	400	400

CASITAS MUNICIPAL WATER DISTRICT
REVENUE/EXPENDITURES STATEMENT
PROPOSED BUDGET FOR 2012/2013

11 -GENERAL FUND

EXPENSES	BUDGET 2011-2012	EXPENDITURES TO:30Jun12	DEPARTMENT REQUESTED	GEN MGR RECOMMENDED	BOARD APPROVED
Travel Expense	0	346	1,550	1,550	1,550
Education & Training Seminars	5,500	356	1,450	1,450	1,450
Interest / Penalty Expense	0	33	0	0	0
Credit Card Fees	13,950	5,914	6,200	6,200	6,200
Uninsured Losses - Injuries &	0	156	0	0	0
Insurance - Workers Compensati	0	6,116	0	0	0
Insurance - Aflac Service Fee	0	144	0	0	0
Insurance - Employee Assistanc	305	262	305	305	305
Bank Charges	0	2,020	0	0	0
TOTAL Services & Supplies	286,155	229,245	253,710	253,710	253,710
Other Operating Expenses					
Administration Overhead	403,866	0	446,229	438,739	438,739
TOTAL Other Operating Expenses	403,866	0	446,229	438,739	438,739
Salaries - Work Orders	_____	_____	_____	_____	_____
Benefits - Work Orders	_____	_____	_____	_____	_____
Services & Supplies-W.O.					
Services & Supplies	0	103,847	0	0	0
Outside Contracts	0	0	35,000	35,000	35,000
TOTAL Services & Supplies-W.O.	0	103,847	35,000	35,000	35,000
TOTAL RECREATION - OPERATIONS	1,519,180	1,103,499	1,643,636	1,620,887	1,620,887

11 -GENERAL FUND

EXPENSES	BUDGET 2011-2012	EXPENDITURES TO:30Jun12	DEPARTMENT REQUESTED	GEN MGR RECOMMENDED	BOARD APPROVED
RECREATION - MAINTENANCE					
=====					
Salaries					
Regular Salaries	119,056	117,341	136,200	132,403	132,403
Part Time - Temporary Wages	176,350	137,061	181,830	181,830	181,830
Overtime Pay	2,157	2,406	1,753	1,705	1,705
Vacation Pay	12,663	16,611	14,487	14,083	14,083
Jury Duty	246	258	282	274	274
Sick Pay	3,361	7,988	3,846	3,738	3,738
Holiday Pay	9,563	11,588	10,940	10,635	10,635
TOTAL Salaries	323,396	293,253	349,338	344,668	344,668
Benefits					
PERS - Retirement Expense	22,161	23,294	25,352	24,645	24,645
Social Security Expense	20,051	18,648	21,659	21,369	21,369
Medicare Expense	4,689	4,361	5,065	4,998	4,998
Insurance - Group Life	555	497	542	542	542
Insurance - Group Health	32,610	33,475	56,445	56,445	56,445
Insurance - Group Dental	2,207	2,431	4,238	4,238	4,238
Insurance - Group Vision	369	335	381	381	381
Insurance - Unemployment	0	1,152	0	0	0
TOTAL Benefits	82,642	84,193	113,682	112,618	112,618
Services & Supplies					
District Equipment	66,300	64,492	70,000	70,000	70,000
Service & Supplies	64,800	73,939	71,250	71,250	71,250
Utilities	2,500	3,535	0	0	0
Computer Upgrades - Hardware	500	659	500	500	500
Purchased Water	64,000	63,227	70,000	70,000	70,000
Outside Contracts	135,500	55,344	105,000	105,000	105,000
Clothing & Personal Supplies	4,500	2,998	4,500	4,500	4,500
Communications - Radio & Telep	300	1,211	150	150	150
Office Equipment Maintenance	0	0	150	150	150
Membership & Dues	0	0	150	150	150
Books & Publications	100	0	0	0	0
Office Supplies	0	0	1,000	1,000	1,000
Licenses & Permits	2,400	3,503	2,000	2,000	2,000
Small Tools	2,215	2,065	2,695	1,945	1,945
Safety Program	0	0	1,000	1,000	1,000
Travel Expense	0	113	0	0	0
Education & Training Seminars	400	274	0	0	0
Insurance - Workers Compensati	0	18,105	0	0	0
Insurance - Employee Assistanc	131	117	131	131	131
TOTAL Services & Supplies	343,646	289,583	328,526	327,776	327,776

CASITAS MUNICIPAL WATER DISTRICT
 REVENUE/EXPENDITURES STATEMENT
 PROPOSED BUDGET FOR 2012/2013

11 -GENERAL FUND

EXPENSES	BUDGET 2011-2012	EXPENDITURES TO:30Jun12	DEPARTMENT REQUESTED	GEN MGR RECOMMENDED	BOARD APPROVED
<hr/>					
Other Operating Expenses					
Administration Overhead	197,764	0	227,361	224,546	224,546
TOTAL Other Operating Expenses	197,764	0	227,361	224,546	224,546
Salaries - Work Orders	_____	_____	_____	_____	_____
Benefits - Work Orders	_____	_____	_____	_____	_____
Services & Supplies-W.O.					
Services & Supplies	134,000	1,713	0	0	0
Outside Contracts	0	118,803	391,000	391,000	391,000
TOTAL Services & Supplies-W.O.	134,000	120,516	391,000	391,000	391,000
<hr/>					
TOTAL RECREATION - MAINTENANCE	1,081,448	787,545	1,409,907	1,400,608	1,400,608

11 -GENERAL FUND

EXPENSES	BUDGET 2011-2012	EXPENDITURES TO:30Jun12	DEPARTMENT REQUESTED	GEN MGR RECOMMENDED	BOARD APPROVED
RECREATION - PUBLIC REL					
=====					
Salaries					
Regular Salaries	6,514	6,083	0	0	0
Part Time - Temporary Wages	70,400	54,634	72,320	72,320	72,320
Vacation Pay	693	0	0	0	0
Jury Duty	13	0	0	0	0
Sick Pay	184	0	0	0	0
Holiday Pay	523	0	0	0	0
TOTAL Salaries	78,327	60,717	72,320	72,320	72,320
Benefits					
PERS - Retirement Expense	1,212	894	0	0	0
Social Security Expense	4,856	3,764	4,484	4,484	4,484
Medicare Expense	1,136	880	1,049	1,049	1,049
TOTAL Benefits	7,204	5,538	5,533	5,533	5,533
Services & Supplies					
Service & Supplies	5,000	433	500	500	500
Computer Upgrades - Hardware	0	2,289	0	0	0
Outside Contracts	9,000	2,454	7,800	7,800	7,800
Printing & Binding	24,000	4,116	12,000	12,000	12,000
Office Supplies	2,500	437	1,500	1,500	1,500
Postage Expense	0	1,771	0	0	0
Advertising & Legal Notices	0	0	2,250	2,250	2,250
Public Information Program	5,850	5,157	6,500	6,500	6,500
Travel Expense	3,800	872	300	300	300
Credit Card Fees	40,000	30,794	30,000	30,000	30,000
TOTAL Services & Supplies	90,150	48,323	60,850	60,850	60,850
Other Operating Expenses					
Administration Overhead	41,645	0	38,218	38,218	38,218
TOTAL Other Operating Expenses	41,645	0	38,218	38,218	38,218
Salaries - Work Orders					

Benefits - Work Orders					

Services & Supplies-W.O.					
Services & Supplies	0	2,779	0	0	0
Computer Upgrades - Software	0	10,117	0	0	0
TOTAL Services & Supplies-W.O.	0	12,896	0	0	0

TOTAL RECREATION - PUBLIC REL	217,326	127,475	176,921	176,921	176,921

11 -GENERAL FUND

EXPENSES	BUDGET 2011-2012	EXPENDITURES TO:30Jun12	DEPARTMENT REQUESTED	GEN MGR RECOMMENDED	BOARD APPROVED
RECREATION - WATER PARK					
=====					
Salaries					
Regular Salaries	38,975	34,008	57,566	55,961	55,961
Part Time - Temporary Wages	291,291	173,679	253,056	253,056	253,056
Overtime Pay	959	977	523	509	509
Vacation Pay	4,146	0	6,123	5,952	5,952
Jury Duty	81	0	119	116	116
Sick Pay	1,100	0	1,625	1,580	1,580
Holiday Pay	3,131	0	4,624	4,495	4,495
TOTAL Salaries	339,683	208,664	323,636	321,669	321,669
Benefits					
PERS - Retirement Expense	7,255	5,016	10,715	10,417	10,417
Social Security Expense	21,060	13,494	20,065	19,943	19,943
Medicare Expense	4,925	3,156	4,693	4,664	4,664
Insurance - Unemployment	0	61	0	0	0
TOTAL Benefits	33,240	21,727	35,473	35,024	35,024
Services & Supplies					
District Equipment	0	2	0	0	0
Service & Supplies	34,200	35,027	39,900	39,900	39,900
Utilities	36,000	24,405	38,000	38,000	38,000
Chlorine	24,000	16,050	27,000	27,000	27,000
Chemicals - Water Playground	3,000	2,920	4,000	4,000	4,000
Computer Upgrades - Hardware	500	5,126	600	600	600
Outside Contracts	9,000	1,659	13,000	13,000	13,000
Clothing & Personal Supplies	7,000	5,890	7,500	7,500	7,500
Communications - Radio & Telep	4,600	1,394	2,000	2,000	2,000
Office Equipment Maintenance	750	70	200	200	200
Membership & Dues	600	580	400	400	400
Printing & Binding	2,200	80	2,000	2,000	2,000
Books & Publications	250	0	3,600	3,600	3,600
Office Supplies	2,000	50	1,500	1,500	1,500
Licenses & Permits	500	195	500	500	500
Advertising & Legal Notices	5,000	1,470	2,500	2,500	2,500
Small Tools	2,500	519	1,000	1,000	1,000
Safety Program	4,300	5,432	0	0	0
Private Vehicle Mileage	350	0	75	75	75
Travel Expense	1,600	0	300	300	300
Education & Training Seminars	650	91	300	300	300
Credit Card Fees	7,300	5,417	4,600	4,600	4,600
Insurance - Workers Compensati	0	67	0	0	0
TOTAL Services & Supplies	146,300	106,444	148,975	148,975	148,975

CASITAS MUNICIPAL WATER DISTRICT
 REVENUE/EXPENDITURES STATEMENT
 PROPOSED BUDGET FOR 2012/2013

11 -GENERAL FUND

EXPENSES	BUDGET 2011-2012	EXPENDITURES TO:30Jun12	DEPARTMENT REQUESTED	GEN MGR RECOMMENDED	BOARD APPROVED
Other Operating Expenses					
Administration Overhead	181,576	0	176,287	175,100	175,100
TOTAL Other Operating Expenses	181,576	0	176,287	175,100	175,100
Salaries - Work Orders	_____	_____	_____	_____	_____
Benefits - Work Orders	_____	_____	_____	_____	_____
Services & Supplies-W.O.					
Outside Contracts	75,000	81,004	30,000	30,000	30,000
TOTAL Services & Supplies-W.O.	75,000	81,004	30,000	30,000	30,000
TOTAL RECREATION - WATER PARK	775,799	417,839	714,371	710,768	710,768
TOTAL EXPENDITURES	15,454,889	10,625,095	15,660,237	14,778,435	14,883,435
REVENUE OVER/(UNDER) EXPENDITURES	(1,450,826)	1,491,301	(1,328,076)	(162,640)	(267,640)

CASITAS MUNICIPAL WATER DISTRICT
REVENUE/EXPENDITURES STATEMENT
PROPOSED BUDGET FOR 2012/2013

29 -USBR & SWP BONDED INDEBT
FINANCIAL SUMMARY

	BUDGET 2011-2012	REV./EXP. TO:30Jun12	DEPARTMENT REQUESTED	GEN MGR RECOMMENDED	BOARD APPROVED
REVENUE SUMMARY	_____	_____	_____	_____	_____

CASITAS MUNICIPAL WATER DISTRICT
 REVENUE/EXPENDITURES STATEMENT
 PROPOSED BUDGET FOR 2012/2013

29 -USBR & SWP BONDED INDEBT
 FINANCIAL SUMMARY

	BUDGET 2011-2012	REV./EXP. TO:30Jun12	DEPARTMENT REQUESTED	GEN MGR RECOMMENDED	BOARD APPROVED
EXPENDITURE SUMMARY					
PROPERTY TAX					
Services & Supplies	0	4,173	0	0	0
TOTAL PROPERTY TAX	0	4,173	0	0	0
TOTAL EXPENDITURES					
	0	4,173	0	0	0
REVENUE OVER/(UNDER) EXPENDITURES					
	0	(4,173)	0	0	0

CASITAS MUNICIPAL WATER DISTRICT
REVENUE/EXPENDITURES STATEMENT
PROPOSED BUDGET FOR 2012/2013

29 -USBR & SWP BONDED INDEBT

REVENUES	BUDGET 2011-2012	REVENUES TO:30Jun12	DEPARTMENT REQUESTED	GEN MGR RECOMMENDED	BOARD APPROVED
----------	---------------------	------------------------	-------------------------	------------------------	-------------------

CASITAS MUNICIPAL WATER DISTRICT
 REVENUE/EXPENDITURES STATEMENT
 PROPOSED BUDGET FOR 2012/2013

29 -USBR & SWP BONDED INDEBT

EXPENSES	BUDGET 2011-2012	EXPENDITURES TO:30Jun12	DEPARTMENT REQUESTED	GEN MGR RECOMMENDED	BOARD APPROVED
<hr/>					
PROPERTY TAX					
=====					
Services & Supplies					
Property Tax Collection Fee	0	3,732	0	0	0
Property Tax Administration Fe	0	441	0	0	0
TOTAL Services & Supplies	0	4,173	0	0	0
Other Operating Expenses	_____	_____	_____	_____	_____
<hr/>					
TOTAL PROPERTY TAX	0	4,173	0	0	0
<hr/>					
TOTAL EXPENDITURES	0	4,173	0	0	0
REVENUE OVER/(UNDER) EXPENDITURES	0	(4,173)	0	0	0

CASITAS MUNICIPAL WATER DISTRICT
REVENUE/EXPENDITURES STATEMENT
PROPOSED BUDGET FOR 2012/2013

69 -MIRA MONTE WATER ASSESSME
FINANCIAL SUMMARY

	BUDGET	REV./EXP.	DEPARTMENT	GEN MGR	BOARD
	2011-2012	T0:30Jun12	REQUESTED	RECOMMENDED	APPROVED
REVENUE SUMMARY	_____	_____	_____	_____	_____

CASITAS MUNICIPAL WATER DISTRICT
 REVENUE/EXPENDITURES STATEMENT
 PROPOSED BUDGET FOR 2012/2013

69 -MIRA MONTE WATER ASSESSME
 FINANCIAL SUMMARY

	BUDGET 2011-2012	REV./EXP. TO:30Jun12	DEPARTMENT REQUESTED	GEN MGR RECOMMENDED	BOARD APPROVED
<hr/>					
EXPENDITURE SUMMARY					
PROPERTY TAX					
Services & Supplies	0	4,161	0	0	0
TOTAL PROPERTY TAX	0	4,161	0	0	0
<hr/>					
TOTAL EXPENDITURES	0	4,161	0	0	0
REVENUE OVER/(UNDER) EXPENDITURES	0	(4,161)	0	0	0

CASITAS MUNICIPAL WATER DISTRICT
REVENUE/EXPENDITURES STATEMENT
PROPOSED BUDGET FOR 2012/2013

69 -MIRA MONTE WATER ASSESSME

REVENUES	BUDGET 2011-2012	REVENUES TO:30Jun12	DEPARTMENT REQUESTED	GEN MGR RECOMMENDED	BOARD APPROVED
----------	---------------------	------------------------	-------------------------	------------------------	-------------------

CASITAS MUNICIPAL WATER DISTRICT
 REVENUE/EXPENDITURES STATEMENT
 PROPOSED BUDGET FOR 2012/2013

69 -MIRA MONTE WATER ASSESSME

EXPENSES	BUDGET 2011-2012	EXPENDITURES TO:30Jun12	DEPARTMENT REQUESTED	GEN MGR RECOMMENDED	BOARD APPROVED
<hr/>					
PROPERTY TAX					
=====					
Services & Supplies					
Interest / Penalty Expenses	0	4,038	0	0	0
Property Tax Collection Fee	0	43	0	0	0
Property Tax Administration Fe	0	80	0	0	0
TOTAL Services & Supplies	0	4,161	0	0	0
<hr/>					
TOTAL PROPERTY TAX	0	4,161	0	0	0
<hr/>					
TOTAL EXPENDITURES	0	4,161	0	0	0
REVENUE OVER/(UNDER) EXPENDITURES	0	(4,161)	0	0	0

Casitas Municipal Water District
Proposed Capital Projects
Proposed for 2012/2013
Board Approved

Department:	Amount	Total
01 - Retirees		
Total Capital Projects Department - 01	<u>0.00</u>	0.00
11 - Board of Directors		
Total Capital Projects Department - 11	<u>0.00</u>	0.00
21 - Management		
Total Capital Projects Department - 21	<u>0.00</u>	0.00
24 - Information Technology		
File Server and Terminal Server For Incode Total Capital Projects Department - 24	<u>48,700.00</u>	48,700.00
25 - Water Conservation		
Total Capital Projects Department - 25	<u>0.00</u>	0.00
28 - Fish Biologist		
Total Capital Projects Department - 28	<u>0.00</u>	0.00
30- Administrative Services		
Total Capital Projects Department - 30	<u>0.00</u>	0.00
33-Garage		
Replace Vehicle No. 25,33, 26 Total Capital Projects Department - 33	<u>78,000.00</u>	78,000.00

40- Engineering

Gravity Main in San Antonio Creak	40,000.00	
Mira Monte Well Rehabilitation	20,000.00	
Upper Ojai Reservoir Structural Repair	370,000.00	
Robles Basin Clean out	20,000.00	
District Office Ceiling, Lighting and HVAC	150,000.00	
District Office and Maintenance Yard Asphalt	50,000.00	
Dam and Water Treatment Plant Paving	20,000.00	
Rincon Balancing Reservoir 1 & 2 Roof and Safety	<u>30,000.00</u>	
Total Capital Projects Department - 40		700,000.00

42 - Water Quality - Laboratory

Aeration System Study	<u>30,000.00</u>	
Total Capital Projects Department - 42		30,000.00

52 - Electrical Mechanical

Pump Plant - Replacement of 50 year old electrical		
Fairview Pump Plant	25,000.00	
Ojai Valley Pump Plant	275,000.00	
Avenue 1 & 2 Transformer Replacement	80,000.00	
Ojai Valley Pump Plant Transformer Replacement	50,000.00	
Installation of Vault Avenue 1 - Pump Efficiency	20,000.00	
1M Pump Plant Mainline Meter	<u>15,000.00</u>	
Total Capital Projects Department - 52		465,000.00

55 - District Maintenance

	0.00	
Total Capital Projects Department - 55		0.00

53 - Pipeline

Large Valve Replacement		
Matlija Conduit	29,799.00	
La Luna Tico	26,169.00	
Gravity	65,000.00	
Upper Ojai 3M Reservoir	<u>27,309.00</u>	
Total Capital Projects Department - 53		148,277.00

54 - Water Treatment

EIM Communication System / Motor Operated Valves	9,000.00	
Scada Control Processor / Software & Hardware	70,000.00	
Metering System Upgrade to AMR System	243,500.00	
Filter Internal Inspection Program and Repairs	120,000.00	
Vac-Reg System - Equalize Gas Withdrawl	8,200.00	
Reclaim Metering Replacement Program	6,200.00	
Stilling Basin / Toe Drain Project - System Install	69,000.00	
Grout Sensing Line / Sensing at rear of dam tunnel	<u>80,000.00</u>	
Total Capital Projects Department - 54		605,900.00

55- District Maintenance

Dam Valve House Roof Replacement	<u>5,000.00</u>	
Total Capital Projects Department - 62/63/64/65		5,000.00

62/63/64/65 - Recreation

Road Maintenance - On Going	75,000.00	
Campground B Electrical Upgrades	250,000.00	
Front Entrance Improvements	35,000.00	
Picnic 8 Repairs	30,000.00	
Lazy River Annual Repairs	<u>66,000.00</u>	
Total Capital Projects Department - 62/63/64/65		456,000.00

Total Capital Projects / Budget 2012/2013**2,536,877.00**

CASITAS MUNICIPAL WATER DISTRICT

A RESOLUTION ESTABLISHING THE APPROPRIATIONS LIMIT
FOR THE CASITAS MUNICIPAL WATER DISTRICT FOR THE
FISCAL YEAR ENDING JUNE 30, 2013

WHEREAS, Section 7910 of the Government Code requires each local jurisdiction to establish its appropriations limit by resolution for the following fiscal year pursuant to Article XIII B of the California constitution at a regularly scheduled meeting or noticed special meeting; and

WHEREAS, 15 days prior to such meeting, documentation used in the determination of the appropriations limit has been made available to the public; and

WHEREAS, the determination of the appropriations limit is a legislative act;

NOW, THEREFORE, BE IT RESOLVED that the Board of Directors of Casitas Municipal Water District hereby establishes the appropriations limit of \$10,656,775 for Casitas Municipal Water District for the fiscal year ending June 30, 2013, pursuant to Article XIII B of the California Constitution.

ADOPTED this 27th day of June, 2012

Russ Baggerly, President
Casitas Municipal Water District

ATTEST:

Bill Hicks, Secretary
Casitas Municipal Water District

CASITAS MUNICIPAL WATER DISTRICT

RESOLUTION FIXING A TAX RATE FOR
FISCAL YEAR 2012-2013 AND AUTHORIZING AND
DIRECTING THE PRESIDENT OF THE BOARD TO EXECUTE A
CERTIFICATE REQUESTING THE VENTURA COUNTY
BOARD OF SUPERVISORS TO LEVY SUCH TAX

WHEREAS, the voters of the State of California passed Proposition 13 on June 6, 1978;
and

WHEREAS, Proposition 13 limits tax rates to voter-approved indebtedness; and

WHEREAS, the indebtedness for the State Water Project was approved by the voters of Ventura county along with all the voters of the State of California on November 8, 1960, and December 19, 1933 and the payments for fiscal year 2012-2013 totals \$395,059.; and

WHEREAS, the Ventura county collection and administrative fees are estimated to be \$3,822.; and are voter-approved, authorized expenditures; and

WHEREAS, on the basis of valuation figures furnished by the Ventura County Auditor, the amount to be raised by tax levy on unsecured personal property is \$47,618.; and

WHEREAS, on the basis of information furnished by the Ventura County Auditor, the amount to be raised by State subventions for voter-approved indebtedness amounts to \$2,977.; and

WHEREAS, it is estimated that \$40,000 will be received from the County in prior year tax delinquencies; and

WHEREAS, taking account of the amount to be raised by tax levy on unsecured personal property, the amount to be raised by state subventions, and the amount to be received in prior delinquencies, the amount to be raised by taxation on secured property for voter-approved indebtedness of \$427,858.; and

WHEREAS, on the basis of figures furnished by the Ventura county Auditor, the net assessed/market valuation of local secured property, exclusive of the utility roll, is \$7,769,968,812.; and the net assessed/market valuation of secured property on the utility roll is estimated at \$332,731.; and the net assessed/market valuation of all secured property in Casitas is estimated at \$7,701,988,994.; and

WHEREAS, with a 2.500 percent allowance for delinquency on net local secured property of \$8,371,789,670.; the current year delinquencies are estimated at \$209,294,742; and

WHEREAS, the reduction for redevelopment assessments is 0.; and

WHEREAS, the addition for the Homeowners Property Tax Relief exemption is \$67,979,818.; and

WHEREAS, the tax rate required to raise the necessary funds of \$0.004379 per hundred dollars of assessed/market valuation on all property within Casitas' boundaries;

WHEREAS, the tax rate in the previous year was \$0.016878 per hundred dollars of assessed/market valuation;

NOW, THEREFORE, BE IT RESOLVED by the Board of Directors of the Casitas Municipal Water District as follows:

1. The tax rate of Casitas Municipal Water District on all property within Casitas' boundaries for fiscal year 2012-2013 is hereby fixed at \$0.004379 per hundred dollars of assessed/market valuation for voter-approved indebtedness.
2. The president of the Board of Directors is hereby authorized and directed to execute a certificate in the form attached hereto.

Adopted this 27th day of June, 2012.

Russ Baggerly, President
Casitas Municipal Water District

ATTEST:

Bill Hicks, Secretary
Casitas Municipal Water District

CERTIFICATE

The Board of Directors of Casitas Municipal Water District hereby certifies to the Board of Supervisors and Auditor of the County of Ventura as follows:

1. Casitas has voter-approved indebtedness for fiscal year 2012-13 for the following:
 - a. \$395,059. for the State Water Project indebtedness which was approved by the voters of the State of California on November 8, 1960 and December 19, 1933.
2. It is hereby directed that at the time and in the manner required by law for the levying of taxes for County purposes for fiscal year 2012-13, the Board of Supervisors of Ventura county shall levy, in addition to such other tax as may be levied by such Board, a tax on all property within Casitas' boundaries at the rate of \$0.004379 per hundred dollars of assessed/market valuation.

IN WITNESS WHEREOF this certificate has been executed on behalf of and at the direction of the Board of Directors of Casitas Municipal Water District by the President thereof this 27th day of June, 2012.

Russ Baggerly, President
Casitas Municipal Water District

Casitas M.W.D.

Memo

To: General Manager

From: Treatment Plant manager

Date: May 29, 2012

Re: OVSD Request to Install Radio Repeaters on District Property

Recommendation: It is recommended that Casitas support the Ojai Valley Sanitation District's request to install SCADA radio repeaters at the hoist house on top of Casitas Dam and at the Rincon chlorination station.

Discussion: Casitas was recently approached by an OVSD consulting firm (Venco Controls Inc.) concerning the possibility of locating two radio repeaters on District property as part of a program to upgrade to their SCADA system.

The 12vdc radios fit into a 16"X16"X8" enclosure and are connected to a 20" long omni-directional antenna by a coaxial cable. The antenna weighs less than a pound. Total load is less than one amp. The first location is on top of Casitas Dam at the hoist house. The enclosure will be wall mounted on the exterior of the building with the antenna located on an upper level handrail next to one of Casitas' SCADA repeaters. The second location is at the Rincon chlorination station. The enclosure will be wall mounted and the antenna will be located on the roof next to one of Casitas' repeaters.

Based on consultation with the USBR Department of Lands and Right-Aways a lands action (license) will be required. To obtain the license the OVSD will be required to fill out a lands use application, complete a NEPA submittal, and pay administration fees and land use fees. After review of the USBR requirements the OVSD wants to obtain Casitas' support and pursue the lands action.

The impact on Casitas' operations will be minimal. After the initial set-up routine maintenance will be periodic inspection once or twice a year. OVSD will have restricted access to the repeaters and must comply with Casitas' security procedures requiring pre-notification, work details, employee ID, and sign in/out routines.

CASITAS MUNICIPAL WATER DISTRICT
LAKE CASITAS RECREATION AREA

DATE: June 14, 2012
TO: Steve Wickstrum, General Manager
FROM: Carol Belser, Park Services Manager
SUBJECT: Recreation Area Monthly Report for May 2012

Visitation Numbers

The following is a comparison of visitations for May 2012:

	May 2011	May 2012	April 2012
Visitor Days	64,468	71,468	73,144
Camps	6,643	6,001	4,535
Cars	16,117	17,867	18,286
Boats	711	420	480
Kayaks & Canoes	7	11	8

Fiscal Year to Date Visitation	
2010/2011	586,044
2011/2012	611,576
% Change	4.357

Administration

Commercial photography was conducted in the Recreation Area on May 18.

The 2012 California Homebrewer Association hosted the Annual Southern California Homebrewers Festival May 4 and 5. Over 1500 people participated in the annual get-together to share their homebrews, brewing expertise and love of the craft. The Event was well organized, staff experienced only a few minor incidents. The Ventura County Sheriff's Department provided on site security on Saturday, the cost of which was covered by CHA.

Astronomy Night was held May 26 and our first movie of the season, Puss in Boots, was held May 27 with an estimate of 40 and 50 participants attending respectively.

Boating

There were 26 cables sold for new inspections, 25 vessel re-inspections, and 1,076 boats were retagged. Ten failed the first inspection.

Shoreline fishing was held May 3, 4, 5 and 31.

Western Outdoor News hosted a night fishing tournament on May 12.

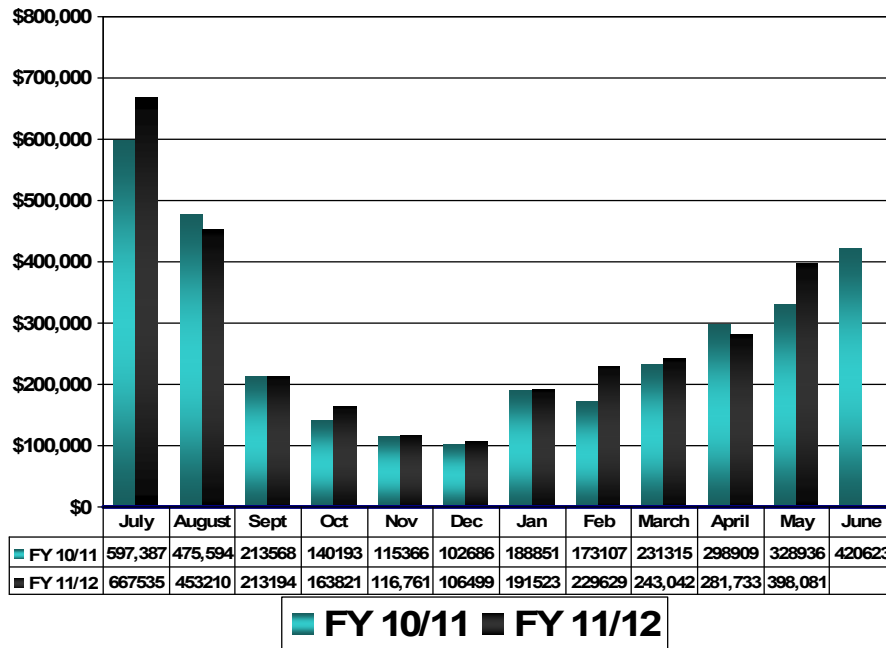
Incidents

There were several incidents with three requiring calls for outside support for emergency service. Emergency support incidents included an alleged DUI leading to an arrest and two slip and falls that required EMS transport to the hospital.

Revenue Reporting

The figures below illustrate all Lake Casitas Recreation Area’s revenue collected in the respective month (operations, concessions, Water Adventure, etc.) per the District’s Financial Summary generated by the Finance Manager.

LCRA TOTAL REVENUE



OJAI VALLEY NEWS

The Ojai Valley's newspaper since 1891

ojaivalleynews.com

121st Year, No. 75 • Wednesday, June 13, 2012 • Newsracks, 75¢, retail stores, 70¢ plus tax • Yearly subscription, \$52




Photo by Logan Hall

Mark Santoro, sales manager for northern California's Oak Ridge Winery, pours a glass of red wine for Ojai resident Sherie Morin during the Rotary Club of Ojai-West Wine Festival at Lake Casitas on Sunday afternoon.

Wine Fest success fuels Rotary-West projects

Misty Volaski
editor@ojaivalleynews.com

British wine critic Michael Broadbent could have been describing the Ojai Wine Festival when he said, "Drinking good wine with good food in good company is one of life's most civilized pleasures." Sunday's 26th annual event found roughly 4,300 people at Lake Casitas enjoying food, wine, beer, music and products from a variety of vendors. Music was supplied by Captain Cardiac and the Coronaries and Sergeant Pepper, and attendees got the opportunity to taste offerings from 60 California wineries and 15 premium beers and microbrews. In the VIP tent, ticket-holders could also taste Spicebox Whisky and dine on appetizers from Sakura Ojai, Cabot Cheese and La Piu Bella Tavola.

The event is organized by the Rotary Club of Ojai-West, which had about 85 volunteers on site to keep things running

according to plan. "Judging by the feel of it, we did as good as we did last year," said executive director Angela May, who along with her chairman husband, David, has organized the festival for the past four years. "David is a key player! I couldn't do this without him. This takes a huge amount of effort. I work continuously on this for about 10 months out of the year."

She added that her time is well spent. Rotary Club of Ojai-West uses the proceeds from the Ojai Wine Festival for a large number of projects, including its high school scholarships, the Lake Casitas Floating Classroom, Ojai Rotary Community Park maintenance, and the Dictionaries in the Classroom project, as well as international projects like helping provide clean drinking water in Third World countries and fighting polio. The Floating Classroom is a pontoon boat which takes local school children onto Lake Casitas for a fun, hands-on

environmental lesson. Dictionaries in the Classroom provides every third-grader in the Ojai Unified School District with a dictionary mini-encyclopedia and lesson plans for teachers.

May said she and the Rotary volunteers were happy with the outcome of Sunday's festival. "Every year, we try to make it better. We made the flow of the ticketing area better and the VIP tent bigger. We were really pleased! And the venue is what really makes it," May said. "It's so beautiful and relaxing, people just enjoy being there. Then you add music, beer and wine, and it's just a really fun event."

Coming up next for the Rotary Club of Ojai-West is its Concerts in the Park, held every Wednesday night in the Libbey Park gazebo from 7:30 to 9 p.m. starting July 11. The concerts feature the Ojai Band and are free. Find out more about the Concerts in the Park and other Rotary projects at rotaryojaiwest.org.



Photo by Stephanie Midgett

All Aboard for Learning

The Rotary Club of Ojai-West recently held its last Floating Classroom project for the 2011-2012 school year at Lake Casitas. Topa Topa Elementary School sent 36 fourth-grade students from Sarah Garrett's class onto Lake Casitas to learn about the biology and history of the lake.




Photo by Ashley Turbyfill

Liquid Aerobics

The Lake Casitas Water Adventure is now open through Sept. 3. In addition to its "Lazy River" and water playgrounds, the park offers an adult water exercise program, which runs from 9 to 10 a.m. Monday through Saturday and from 6 to 7 p.m. on Tuesday, Wednesday and Thursday (cost \$6 per session or \$60 for 12). Classes are geared toward adults ages 16 and up. Call 649-2233, Ext. 116, for more information, or visit casitaswater.org.

• Friday, June 22, 2012 •

**CASITAS MUNICIPAL WATER DISTRICT
TREASURER'S MONTHLY REPORT OF INVESTMENTS
06/21/12**

Type of Invest	Institution	CUSIP	Date of Maturity	Amount of Deposit	Current Mkt Value	Rate of Interest	Date of Deposit	% of Portfolio	Days to Maturity
*TB	Federal Home Loan Bank	3133XSP930	12/13/13	\$743,750	\$728,854	3.125%	07/01/10	5.75%	532
*TB	Federal Home Loan Bank	3133XWNB10	06/12/15	\$729,603	\$746,774	2.875%	07/01/10	5.89%	1071
*TB	Federal Home Loan Bank	3134A4VG60	11/17/15	\$801,864	\$795,494	4.750%	07/19/10	6.27%	1226
*TB	Federal Home Loan MTG Corp	3134G3GT10	10/18/17	\$220,000	\$219,472	1.250%	01/03/12	1.73%	1917
*TB	Federal Home Loan MTG Corp	3135G0ES80	11/15/16	\$696,737	\$695,089	1.375%	03/12/12	5.48%	1584
*TB	Federal National MTG Association	3136FR3N10	09/20/16	\$702,422	\$701,547	2.125%	09/20/11	5.53%	1529
*TB	Federal Home Loan MTG Corp	3137EABA60	11/17/17	\$1,211,010	\$1,207,350	5.125%	01/03/12	9.52%	1946
*TB	Federal Home Loan MTG Corp	3137EABS70	09/27/13	\$766,605	\$734,062	4.125%	07/01/10	5.79%	456
*TB	Federal Home Loan MTG Corp	3137EACD90	07/28/14	\$739,907	\$737,093	3.000%	07/01/10	5.81%	757
*TB	Federal Home Loan MTG Corp	3137EACE70	09/21/12	\$723,646	\$703,437	2.125%	06/30/10	5.55%	90
*TB	Federal Natl MTG Assn	31398AYY20	09/16/14	\$739,123	\$740,677	3.000%	07/01/10	5.84%	805
*TB	US Treasury Inflation Index NTS	912828JE10	07/15/18	\$1,055,030	\$1,226,428	1.375%	07/06/10	9.67%	2184
*TB	US Treasury Notes	912828JW10	12/31/13	\$709,352	\$712,740	1.500%	04/01/10	5.62%	550
*TB	US Treasury Notes	912828LZ10	11/30/14	\$718,129	\$729,750	2.125%	07/01/10	5.75%	879
*TB	US Treasury Notes	912828MB30	12/15/12	\$709,707	\$703,255	1.125%	06/30/10	5.54%	174
*TB	US Treasury Inflation Index NTS	912828MF40	01/15/20	\$1,041,021	\$1,244,743	1.375%	07/01/10	9.81%	2724
	Accrued Interest			\$59,036	\$56,483				
	Total in Gov't Sec. (11-00-1055-00&1065)			\$12,366,942	\$12,683,248			85.46%	
*CD	CD -			\$0	\$0	0.000%		0.00%	
	Total Certificates of Deposit: (11.13506)			\$0	\$0			0.00%	
**	LAIF as of: (11-00-1050-00)		N/A	\$443	\$443	0.38%	Estimated	0.00%	
***	COVI as of: (11-00-1060-00)		N/A	\$2,157,467	\$2,157,467	0.81%	Estimated	14.54%	
	TOTAL FUNDS INVESTED			\$14,524,851	\$14,841,157			100.00%	
	Total Funds Invested last report			\$14,524,851	\$14,877,732				
	Total Funds Invested 1 Yr. Ago			\$14,530,844	\$14,646,554				
****	CASH IN BANK (11-00-1000-00) EST.			\$3,524,710	\$3,524,710				
	CASH IN Western Asset Money Market			\$5	\$5	0.010%			
	CASH IN PIMMA Money Market			\$502,803	\$502,803				
	TOTAL CASH & INVESTMENTS			\$18,552,369	\$18,868,676				
	TOTAL CASH & INVESTMENTS 1 YR AGO			\$17,023,082	\$17,138,793				

*CD CD - Certificate of Deposit
 *TB TB - Federal Treasury Bonds or Bills
 ** Local Agency Investment Fund
 *** County of Ventura Investment Fund
 Estimated interest rate, actual not due at present time.
 **** Cash in bank

No investments were made pursuant to subdivision (i) of Section 53601, Section 53601.1 and subdivision (i) Section 53635 of the Government Code.
 All investments were made in accordance with the Treasurer's annual statement of investment policy.