

**K C INTERNATIONAL SCHOOL**  
ACADEMIC YEAR 2015-16  
HOLIDAY HOMEWORK-GRADE I



---

# *K C INTERNATIONAL SCHOOL*



## *SUMMER HOLIDAY HOMEWORK- CLASS I*

Dear Children,


Summer Vacations are synonymous with fun, frolic, getting up late in the morning, playing for longer hours with friends, going for picnics, exploring new places and watching fun filled shows on television. But dear children, there is a lot more you can do to make your vacations more interesting, meaning full and full of fun; along with doing all your heart desires. Here is a “Summer vacation Activity Treasure Box” just for you. It will surely mould you for a better and successful forthcoming year. So get ready for your treasure hunt.

### **Few guidelines for your parents to make your long summer break fruitful.**

1. “Knowledge is Power”. Therefore encourage your child to cultivate the reading habit because it not only enhances the knowledge acquired but also develops the vocabulary, language skills and improves spellings. And also read to your child because it builds reading skills and increases his/her attention span.
2. “A healthy mind lives in a healthy body”. Encourage your child to go out and play because sports instill discipline, generate sporting spirits, channelize energies constructively.
3. Communication skills play a pivotal role in grooming the overall personality of the children. Converse with your child preferably in English

- to help him / her get comfortable with the language. Encourage your child to read children's magazines like Magic Pot, Chandamama, Dimdima, etc.
4. Spend quality time with your child engaging him / her in activities based on enhancing his / her powers of observation and imagination.
  5. Encourage your child to play board games e.g. Chess, Ludo, Carrom etc.
  6. Sensitize your child about the rich culture and heritage by watching different informative channels like 'The National Geographic', Animal Planet etc.
  7. Encourage your child to do the activities himself / herself and appoint aspecific time to do homework everyday.

## HAVE A FUN FILLED VACATION!



**English** 1) Read any two stories. Write five sentences about the story in your own words and draw your favourite character on the (A4 Size Sheet) from the story.

2) Learn ten new words and make a “VOCAB HANGING”

Word – 1 — Opposite — Rhyming Word

Word – 2 — —

Word – 3 — —

Word – 4 — —

Word – 5 — —

Word – 6 — —

Word – 7 — —

Word – 8 — —

Word – 9 — —

Word – 10 — —

3) Make 10-15 sentences using This / That or He / She or is / are / am.

Write one sentence on one page and use appropriate picture thereby creating a booklet of 10-15 page for the same.

**E.V.S. 1) Make a scrap book on the following : (Use the scrapbook which you have at home).**

**Wild / Domestic Animals – Paste pictures and write about them.**

**2) Environment Day is on 5th June so make a poster on A4 size sheet to save environment.**

**3) Draw a posture of your family on an (A4 Size sheet) and decorate it with proper borders colours etc.**



## Maths

For Mathamity prepare the Model on –

1) Abacus – Use Clay, Matchbox, broom sticks (thick) and Macroni  
**OR**

2) Clock- Make a model of a clock. / Board Game on Numbers and Addition- Use chart paper and cardboard.

3) Make a calendar of your birthday month in an A4 Size Sheet and highlight your birth date / make a cutout of number matching your age for Example 6 and decorate the same with the picture of your favourite things, for example Cartoon, Chocolate etc.



## Computer Holiday

**Q1.** Match the following:

- (a) Keyboard
- (b) CPU
- (c)



(d)

Monitor

Speaker

Q2. Tick the correct answer:-

a) What is a Computer?

i) An animal (ii) A toy (iii) A machine

b) A machine can do work \_\_\_\_\_

(i) Fast (ii) Slow

c) Monitor looks like a \_\_\_\_\_

(i) T.V (ii) An elephant

Q3. Name any two places where you Computer is used

# Holiday Homework

Fun activities to continue learning through the holiday break!

Molly Lynch





Worksheet  
MATH  
**Baby's Day Out**



1. Look at the picture carefully and do the following -
  - a) Colour the tallest flag red and the shortest one green.
  - b) Colour the child nearer to the bucket.
  - c) Circle the smaller tyre.
  - d) Draw and colour two shells near the bucket.
  - e) Colour the fat fish orange – and thin fish yellow.
  - f) Colour the bigger tyre.
  - g) Draw two starfish on the left side of the fat fish.
  - h) Draw and colour a round swimming tube in between the two fish.



## Worksheet

### **'Mom' and Numbers**

4. Summer vacation is the time when you can spend most of your time with your mother and know more about her.

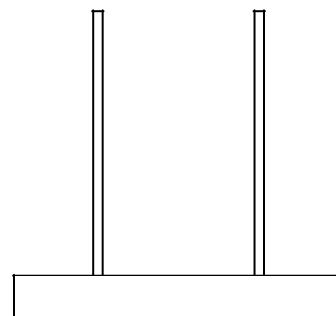
#### ***I Know My Mother***

Fill in the blanks.

- 1) My mother's name is \_\_\_\_\_ .
- 2) She is \_\_\_\_\_ years old.
- 3) Her date of birth is \_\_\_\_\_.
- 4) She gets up at \_\_\_\_\_ o'clock in the morning.
- 5) She has \_\_\_\_\_ brothers and \_\_\_\_\_ sisters.
- 6) My mother has \_\_\_\_\_ perfumes.
- 7) She has \_\_\_\_\_ red coloured dresses.



Show your mother's age on the following abacus by drawing beads. Colour the 'tens' beads red and 'ones' beads green.



## Activity

### *Little Chef at Work*



2. Summer is all about vacation, ice-cream and yummy food! This summer let the Little Chef inside you blossom into a champion!

With the help of your Father, make a sandwich using the filling of your choice for your Mother. Paste/Draw a picture of the sandwich and also list the ingredients used.

---



1. -----
2. -----
3. -----



☺  
**HAVE A HAPPY, HAPPENING AND A GREAT**  
**SUMMER VACATION KIDS!!** ☺



कै. सी. इन्टरनेशनल स्कूल  
ग्रीष्मावकाश कार्य

नाम : \_\_\_\_\_

कक्षा: पहली


‘लौ गरमी की छुट्टी आई’

लौ गरमी की छुट्टी आई,  
छोड़ दो करना सभी पढ़ाई।



सुनकर रिंकी झट मुस्काई  
करो न ऐसा राहुल भाई।  
खेलो कूदो, खाओ मिठाई,  
सुबह शाम पर करो पढ़ाई।

कछुए की फिर कथा सुनाई,  
बात समझ में उसको आई।  
हँसता खेलता राहुल अब,  
करता है हर रोज पढ़ाई।



कै. सी. इन्टरनेशनल स्कूल  
ग्रीष्मावकाश कार्य

नाम : \_\_\_\_\_


कक्षा : पहली

अपने कमरे का निरीक्षण करें तथा वह वस्तुएं  
जिनके नाम में आ, इ, ई, उ और ऊ की मात्रा  
आती हैं उनका चित्र अपनी कार्य पुस्तिका में  
बनाएं तथा नाम लिखें।

अपने मनपसंद कार्टून का चित्र बनाएं और  
उसका नाम लिखें।

क्राफ्ट पेपर के प्रयोग से दिए गए चित्र में  
चिड़िया, पहाड़, तितली, पानी, बादल तथा मछली  
बनाएं तथा आ की मात्रा वाले चित्रों के नाम  
लिखें।

★ चित्र अगले पृष्ठ पर हैं →



कै. सी. इन्टरनेशनल स्कूल  
ग्रीष्मावकाश कार्य

नाम: \_\_\_\_\_

कक्षा : पहली

