



LABOR OF LOVE

Central
Oklahoma
Quilters
Guild

Volume 30, No. 3

NQA Chapter OK#544

August 2008

From the President's Chair

We had a wonderful Program by Zolalee and her students at our meeting! Such talent! I enjoyed the workshop and can't wait to take her class starting on August 4th. I'm sorry I missed the A.M. meeting and hope this doesn't happen again. Myrna got lots of volunteers to demonstrate at the OK State Fair. Let's display our work, as people love to watch artists at work, it does our Guild proud, and it creates interest in quilting. Deadline for entries to the fair must be received by August 15th. See www.okstatefair.com for more information.

Thanks for all the interest in our Challenge. I will have more packets at our next meeting.

Hope you are having a great summer! Keep cool and I look forward to seeing you next month.

Blessing, Revonda Blanding

"A Time to Shine," President's Challenge

The packets contain 2 fat quarters and are available for \$2.00 each. You must use at least half of each of the two fat quarters, which must be recognizable. You may add up to 7 other fabrics. You may embellish, appliqué, piece, embroidery or whatever you wish. The quilt must be 40" x 40". You must write about your inspiration and how your quilt came about. Deadline for finished quilt is May 28, 2009, at our Installation of new Board and covered dish dinner. At that time members vote on their favorite. The Quilt Show Committee is planning a special exhibit for the Challenge Quilts. I am looking forward to seeing all the creativity displayed in the Challenge quilts.

Board & Committees

President:	Revonda Blanding	794-1847
Pres. Elect:	Myrna Douglass	340-7894
	OETA: Beverly Beesley	789-3655
	Heartwarmers: Linda Williams	745-9337
	NQA: Available	
Day VP:	Beth Odom	799-5433
	Greeter: Available	
	Quilt Display: Available	
Night VP:	Lois Lyon	789-6377
	Greeter: Available	
	Quilt Display: Darby Hollister	343-9962
	Kathy Huskinson	672-7317
Secretary:	Sandy Gard	751-2804
Treasurer:	Linda Nichols	209-2621
Director of Heritage:		
	Mary Lu Kaiser	495-3690
Director of Library:		
	Beverly Beesley	789-3655
	Day Assist: Lucy McAnelly	348-4644
	Night Assist: Available	
Director of Membership:		
	Phyllis Hughes	227-0065
	Day Assist: Robin Corvin	799-9274
	Night Assist: Available	
	Hospitality: Inez Andrews	354-3423
Director of Newsletter:		
	Genie Ford	330-4963
	Circulation: Evelyn Day	733-3006
Director of Programs:		
	Georgann Giudice	996-7945
	Block of the Month:	
	Nancy Shepherd-Green	794-9556
Programs-Elect::		
	Melida Boman	735-3703
Director of Ways and Means:		
	Peggy Long	685-3549
	Day Assistants: Joyce Statton	794-1104
	Erma Tyree	634-2549
	Night Assistants: Emma Grist	787-6308
	Linda Terry	947-4311
COQG Quilt Show 2009 Co-Chairs:		
	Linda Williams	745-9337
	Darlene Mangum	354-6530

“A TIME TO SHINE 2009”

A CELEBRATION OF QUILTS QUILT SHOW

June 18-20, 2009
State Fair Park, OKC, OK
Darlene Mangum - Linda Williams

THE QUILT SHOW IS ON THE MOVE NEW VENUE / NEW DATE

New Venue: State Fair Park – Cox Pavilion
New Date: June 18-20, 2009
Theme: “A Time to Shine 2009”
Colors: Aqua / White

VOLUNTEER NEEDED

The quilt show committee has a position available. Now is the time to get involved in your guild and be part of the guild’s largest fundraiser.

Souvenirs is the job for you if you are a people person and enjoy working with money.

2009 Quilt Show Committee

Co-Chairs	Darlene Mangum/Linda Williams
Secretary	Inez Andrews
Treasurer	Becky White
Awards/Ribbons/Judges	Phyllis Hughes
Door Prizes	Jan Malone
Programs/Quilt ID/Signs	Robbie Foster
Publicity	Georgann Giudice
Quilt Display	Brenda Williams
Raffle Quilt	Lois Lyon (PM Quilters)
Souvenirs	(you?)
Special Display/Exhibits	Charlene Brewer
Sponsors	Evelyn Day
Staffing	Beverly Beesley
Tickets	Diana Sanders
Vendors	Myrna (Ms. M) Douglass

RAFFLE QUILT

The PM Quilters are in the process of making the Raffle Quilt. They chose the Diamond in the Rough pattern, using 30’s reproduction fabrics. We know the quilt will be outstanding and a huge fundraiser!

2008-09 COQG President’s Quilt Challenge

President Revonda Blanding has issued the president’s quilt challenge (and what a challenge it is!!) which will be used as the THEME category for the quilt show. Have you designed your quilt yet?

THANK YOU COQG for permanently increasing the quilt show seed money.

NEWS FLASH!!!

Newsletters are available on the COQG website, less than a week after the Guild meeting. If you would prefer to access Guild news faster, allow the Guild to have more money available for other needs, and save a tree, please sign the email newsletter sheet at the member table when you sign in at the next Guild meeting. We will send you an email, letting you know when the newsletter has been uploaded to the website.

Silent Auction Fundraiser

Small groups or individuals are encouraged to put together a theme basket of items they would like to receive themselves, for auction at the January Sampler meeting. There is a list of theme ideas posted on the website, as well as guidelines for putting together the baskets. Please bring the baskets to the November meeting, so everyone can see what is available. Thanks, Lois Lyon, for this idea.

Officer & Committee Reports

Director of Newsletter

Genie Ford:

Greetings, fellow quilters. I enjoyed Zolalee's trunk show. She is an inspiration to all of us. I would not be able to do needle-turn appliqué, if not for her. Couldn't get the hang of it until I took her class, at one of the local quilt shops. Not that I *DO* any needle-turn appliqué, but at least I learned from the best!!! Mid-July, I traveled to a Crazy Quilt Retreat in Omaha and met Cindy Thury Smith, the author of last month's quilt humor, who taught a class at the retreat. As always, if anyone has anything of interest to share in the newsletter, please email or call me. Always looking for quilt tips and jokes. Darby Hollister is becoming our "Queen of the Quilt Tips." She has submitted tips two months in a row. ;)

unicornwish3@yahoo.com

Director of Programs

Georgann Giudice:

What a wonderful time we all had as ladies and gentlemen in waiting. The "queen of appliqué" was at her best and the program was royal. Thanks to all of you who brought your Zolalee-inspired and tutored masterpieces. It was great to see them. To say the least, the queen's work could hang in any palace and belong. By the way, we presented her with her very own sparkling crown, a scissor fob, during the evening meeting. She was surprised and delighted. The work shop was a relaxed and stress-free learning experience for everyone who attended as we gathered around the "queen of appliqué" to hang on her every word. THANKS ZOLALEE!

ADVERTISERS

Please take a moment to read the ads and to give your business to our advertisers. Tell them you are doing business with them because they advertised in the COQG Newsletter, and, if you know of a business that could benefit from advertising in the newsletter, please direct them to the Newsletter Director at unicornwish3@yahoo.com or 330-4963.

Day Vice President

Beth Odom:

I want to say a big "Thank you" to Zolalee for being an inspiration for those of us who are also mathematically challenged. We enjoyed seeing your students' work as well as your own beautiful masterpieces. I would also like to thank all of you who helped hold and fold for the show & share and Zolalee's program. Your participation helps everyone get so much more out of the presentations. See you August 28th!

Night Vice President

Lois Lyon:

A big thanks to Zolalee for sharing her and her students' wonderful work with us. We all enjoyed it tremendously.

I hope everyone participates in the basket silent auction. This has been a successful fundraiser for other groups. It is a great way for us to raise money, in addition to the quilt show. And, it gives everyone an opportunity to participate by making a basket, bidding on baskets, or both!!!

Director of Ways and Means

Peggy Long:

A thank you to two ladies, Emma Grist and Linda Terry, for taking care of the Ways and Means table at the evening meeting.

Director of Library

Beverly Beesley:

All library book fines will be forgiven until the October guild meeting.

Quilt Trivia

Quilting was an important skill learned by nearly all pioneer women in the USA from revolutionary times. Why were quilts so commonly sewn in Early America?

- A) Because fabric dyes were unreliable, fading quickly.
- B) Because young girls were not taught to read.
- C) It was considered wasteful not to use every scrap of fabric.
- D) Sewing quilts was a religious activity.

CENTRAL OKLAHOMA QUILTERS GUILD

2008 PROGRAM AND WORKSHOP SCHEDULE.

AUGUST 28 Programs: Sandi Irish Trunk Show and Demo (Website: www.irishchain.com). Workshop: Friday, August 29, 9am to 1pm, "Show Pin Quilt" (advanced beginner), a wall quilt for displaying collectible pins. \$45 registration and workshop fee to COQG. Non-members: \$55 registration and workshop fee to COQG.

SEPTEMBER 25 Programs: Lerlene Nevaril presents: "Make Your Quilt Back Special" (Website: www.lerlenenevaril.com). Workshop: Friday, September 26, 9am to noonish, "Small Christmas Star" wall quilt (advanced beginner). \$45 registration and workshop fee to COQG. Non-members: \$55 registration and workshop fee to COQG.

OCTOBER 23 Programs: Martelli presents: "It's All In the Tools." Workshop: Friday, October 24, 9am to 4pm, The Gentlemen Quilters from Tulsa, Gary Wasson & Joe Galusha, "Circles and Curves" (ALL levels). \$10 registration to COQG. Non-members \$20 registration to COQG. \$30 workshop fee to Gary Wasson (\$30 includes workshop kit).

NOVEMBER 20 Programs: Gabrielle Swain presents: "The Creative Spirit" (website: www.gabrielleswain.com). Workshop: Friday, November 21, 9am to 4pm, "Borrowed Tools" (ALL levels). \$45 registration and workshop fee to COQG. Non-members: \$55 registration and workshop fee to COQG. \$10 kit fee to Gabrielle Swain.

DECEMBER 18 6 PM—EVENING MEETING ONLY
Covered Dish and a Celebration of the Season

Plan ahead. *Get your registration in early.* Don't miss the workshop you want to attend. *Most workshops have attendance limits.* Looking forward to seeing you at a workshop this year. COQG appreciates your participation and support.

It's Membership Renewal Time!

Have you renewed your membership yet? If not, this is the time to do it. Send your check and the renewal form to: COQG, P.O. Box 23916, Oklahoma City, OK 73123. Memberships not renewed by August will be automatically terminated.

AUGUST PROGRAMS AND WORKSHOP

The August programs and workshop will be presented by Sandi Irish from the Twin Cities area of Minnesota. She comes recommend to us by her friend and ours, Jan Malone. Sandi has been quilting for more than 16 years, and for the past 7--teaching, designing quilts, and doing other commissioned works. Sandi says, "I consider myself very blessed to have the opportunity to have a career where I can "take pleasure in all my toil" (Ecclesiastes 3:13), to be able to teach others and to share the talents God has given me."

Sandi will be presenting a trunk show, some artsy ones and some of her own patterns with several variations. Mitered borders and machine trapunto are a couple of the highlights. She will also have FQ bundles and fabrics (at reasonable prices), as well as patterns.

The workshop is a half day "show pin quilt" project. It's an advanced beginner quilt, good for working on an exact 1/4" seam and matching points. The pattern was designed for displaying pins, of any kind. Personally, I think it's the perfect wall quilt for the kids or grand kids. More information and the supply list is on the COQG website. Get your calendar out and see if you can't join us at this workshop and show your support for the guild programming. We have lots of fun and learn a little something, too.

Workshop Registration

Please enroll me in the following classes:

Class Name/Date	Cost

Name _____

Address _____

City _____ State ____ Zip _____

Phone _____

Make checks payable to: **COQG**

Mail form to:

Georgann Giudice


2220 NW 157th Terrace

OKC, OK 73013

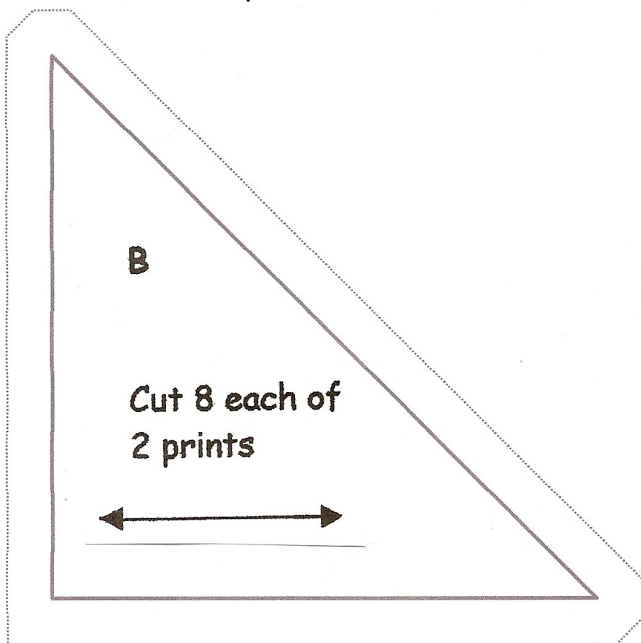
Note: **all workshop supply lists are available for print out on our website, www.centralokquilters.org**

First Lady's Block "Sarah's Choice"


Sarah Polk



If you have any questions about the block, please call Nancy Shepherd-Green at 794-9556.



Templates for "Sarah's Choice" as 12.00 by 12.00 (inches) block, printed from EQ6!



Cut 3 $\frac{1}{2}$ ' squares

Cut 1 $7 \frac{1}{4}$ ' square of background

Slice diagonally twice

These are your 4 C's



Use the template, or cut 3 $\frac{7}{8}$ "

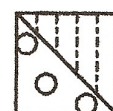
Squares of 2 prints. Layer the 2

Prints together and draw a

diagonal line. Sew a scant $\frac{1}{4}$ " seam

On either side and cut apart.

These are you half sq triangles.



draw, sew

cut

press open

Block of the Month: First Lady Blocks

Sarah Polk (1803-1891) First Lady 1845-1849

Sarah's in-laws felt that she showed more of a mind of her own "than was fitting in one woman." Education was important to Sarah's family and she was tutored at home, then rode 200 miles on horseback to the Salem Female Academy in North Carolina, the premier girls' school of the time. While there, she studied the usual academic subjects and the usual wifely skills of needlepoint, piano, and managing the home.

Once married, Sarah chose spending time with her husband over domestic chores. Her hostess skills were very important to James as his career advanced. She loved to travel with him, but could not openly campaign, so was often left at home while he was electioneering. Sarah promoted harmony while trying to get Democrats elected.

Sarah had friendships with other strong-minded women, even those whose husbands were Whigs. She had gas lights installed in the White House, but, luckily, kept the earlier chandeliers, just in case.

George Dallas, the VP elect, said of her, "she is certainly the mistress of herself and, I suspect, of someone else also."

Nancy Shepherd-Green

Welcome New Members!!

Evelyn Henderson--8021 Joy Rd,
Spencer, OK 73084

Kateri Lyon--1319 NW 21st, OKC, OK
73106 (daughter of Mercedes Lyon)

Jeannie Mahoney--2116 N. Wilburn
Place, Bethany, OK 73008

Penny Tinsley--200 SW 23rd Street, El
Reno, OK 73036

Please take a moment to welcome new
members at the Guild meetings and note
their information on your membership list.

Please let Inez Andrews, Hospitality, know any
information you would like to share with the
membership regarding the accomplishments and
concerns of our members. If you know of a
COQG member who would benefit from receiving a card, please let her know. Contact Inez at
354-3423 or at jandrewsyuk@sbcglobal.net

The 2006-2007 Audit has been completed and will
be available on the President's table at the meetings.

MEMBER CONCERNS

SYMPATHY.

Gwen Sweeney's husband passed away. Our
deepest sympathy and heartfelt prayers for her
and her family.

GET WELL SOON!

Lorraine Lear has been taking care of her husband who is recouping from surgery.

Evelyn Day's husband is also recuperating
from surgery.

COQG State Fair Day

September 17, 2008

9 AM to 4PM

This is Senior Day at the Fair and we
need quilters to volunteer to do demos
at our booth or to just sit and work on
a project, either hand or machine.

Contact Mryna Douglass at
myrnarae3@cox.net or at 340-7894
or 414-3438 for details and to sign up
to volunteer at the booth.

Small Groups

presented by talented members of the guild.
NO WORKSHOP

MARCH 26: Report from COQG Grant Recipient,
Lynn Deal NO WORKSHOP

MAY 28: Evening Meeting ONLY. No program. Installation of the 2009-2010 COQG BOARD and covered dish potluck. Voting on President's Challenge quilts.

Big On Friendship

East **Fat Quarters**
2nd Thursday each month 9:30 a.m.
Evelyn Day 733-3006

North	PM Quilters	
	2 nd Thursday each month	7 p.m.
	Lois Lyon	208-5939

Second Tuesday Quilters
2nd Tuesday each month 10 a.m.
Carol Plank 621-2089

Small Group
1st Thursday each month 1 p.m.
Jo Golden 286-3870

Featherweight Group
3rd Tuesday each month 9 a.m.
The Savage Quilter, 6815 NW Penn

West **The Gaylor Applique Group** .
 Guild Day, in the Parlor 2 p.m.
 Beverly Beesley 789-3655

Stillwater **Crazy Quilting Group**
5th Saturdays 10a-4p
Sherrij Lewis 624-8717

You know you're a quilter when:

- ★ There is more fabric in the house than food.
- ★ Fat-quarter is not the heaviest part of your body.
- ★ Your ironing board is always set up, but you never iron clothes.
- ★ You think of your job as an interruption of your quilting time.
- ★ You pet fabric.
- ★ People are always picking thread off you.
- ★ You can measure a scant ¼ inch by eye.
- ★ Featherweight doesn't mean boxer.
- ★ Your UFOs are not from outer space.
- ★ You clean up your sewing room and they think that you are leaving.

From IRQN News

Find a small group near you—join in the fun and fellowship of sharing your love of quilting with others.

Answer to Quilt Trivia: C) It was considered wasteful not to use every scrap of fabric.

<http://www.funtrivia.com/playquiz/quiz2769911fb6490.html>

Free Quilt Show
 July 1-August 29 “God Bless America” Quilt Exhibit can be seen at the Bank of America in Leadership Square, 211 N. Robinson, Oklahoma City, OK, Monday through Friday 8:00 a.m.-6:00 p.m. and Saturday 8:00 a.m.-1:00 p.m.

Support Our Advertisers They Support Us

Dye-licious Fabrics, Inc.
405-366-8009
www.dyeliciousfabrics.com

Hand-Dyed Fabrics
Dovo Scissors
Valdani Threads
Books - Patterns - Notions

"Treats for Your Quilt"




Quilter's Corner
Phone: (405) 455-5005

- Quilting Fabrics, Supplies and Notions
- Quilting Classes
- Longarm Machine Quilting Service

Holiday Square
1114-5 S. Air Depot Midwest City, OK 73110



Oklahoma City
Winter
Quilt Show

Prairie Quilt

Randa Parrish
101 S. Main Street
Hennessey, OK 73742

Phone (405) 853-6801
Fax (405) 853-4548
Email randap@prairiequilt.com

www.prairiequilt.com



Sooner Quilts
Michelle Schroeder

Quilting supplies,
custom longarm quilting

Tues, Wed, Fri 9-5
Thurs 9-7
Sat 9-3

7821 S. Sooner Rd.
Guthrie, OK 73044
(405) 282-2070

Linda's Electric Quilters L.L.C.



Marilyn Karper
Gammill Longarm Quilting Machine Sales Representative

3816 N. Maney
Oklahoma City, OK 73112
www.karperquilting.com

405-946-5858 days
405-945-0639 eves
marilyn@karperquilting.com



K's QUILTING Studio
"A Quilter's Haven"

Fabrics Books Patterns Notions Classes

Tues.-Fri. 10am-5pm Sat. 10am-3pm
929 S. Country Club Rd. El Reno, OK 73036
Phone: 405-422-2707 fax: 405-422-2707
ksstudio929@aol.com Kaye Estes
E-mail: ksstudio929@aol.com

The Savage Quilter

Fabrics, Patterns, Books, Notions & Classes

6815 N. May Ave.
www.thesavagequilter.com

405.840.1466
debbiesavage@sbglobal.net



HEARTLAND QUILTS
PHYLLIS A HUGHES
PROFESSIONAL LONGARM QUILTER


3608 SW 127TH STREET
OKLAHOMA CITY, OK 73170
PHONE/FAX 405 227-0065
EMAIL pahughes76@cox.net
WEBSITE www.myheartlandquilts.com

Clipart courtesy of Dawn Stewart, www.dl Stewart.com/clipart.htm

Support Our Advertisers They Support Us

Home is Where the Heart is.....
Quilt & Gift Shop, Inc.

- Full Service Quilt Shop
- Quilting Classes
- 1500+ Bolts of Quilting Fabrics
- Handi Quilter Dealer



M-F 10-5 ~ Sat 10-3
 Tues 10-9

2040 N. Harper Road
 Choctaw, OK 73020
 405-390-0030 or 405-245-3740

*"It's a Place Where Quilters
 Come to Quilt.
 Come On In & Stay Awhile."*



Patchwork Place

"Where quilters gather"

*Quilt Fabric, Supplies,
 Classes, Books and Patterns*

10 am—6 pm Monday - Friday

10 am—5 pm Saturday

924 24th Ave SW
 Norman, OK 73069

Billie Corgan
 Phone: 405 321-4569
www.Patchworkplaceonline.com

Buckboard Quilts *since 1976*

Heavenly Patchwork Books

Judy Howard 405-751-3885 *by appt*

5025 Brettshire Way OKC 73142

or shop online with 400 pictures

www.BuckboardQuilts.com

www.HeavenlyPatchwork.com



Donna Skvarla
 AQS Certified Quilt Appraiser

(405) 364-0363
 E-mail: bearspaw@cox.net

- Quilt Appraisals
- Lectures
- Classes

617 Terrace Place
 Norman, OK 73069

PARDON OUR DUST! **BERNINA OF OKC has** **EXPANDED!**

artista 730E
Now Your Creativity Can Soar!



WE HAVE REMODELED AND DOUBLED THE SIZE OF OUR 6817 NORTH MAY AVENUE LOCATION TO BRING YOU AN EVEN MORE EXCITING BERNINA EXPERIENCE. FREE CLUBS! MACHINES PROVIDED FOR CLASSES! MORE CLASSES AND EVENTS!

BERNINA of OKC

North-6817 N. May-840-8911
 & Bryant Square Edmond-330-1007

Oklahoma
QUILTWORKS

Oklahoma's Largest Quilting Store

Barbara P. Stanfield, Owner

9323 N. Pennsylvania Oklahoma City, OK 73120 405-842-4778
quilters@okquiltworks.com
www.OKQuiltworks.com



Professional Quilting

Brenda Esslinger

3428 NW 26th St.

Oklahoma City, OK 73107

405-946-0817

blee0115@aol.com

COQG EVENTS

COQG August Calendar

August 25: Board Meeting
6PM Parlor

August 28: Guild Meetings:
Sandi Irish

10AM Morning Meeting

7PM Evening Meeting

August 29: Workshop:
Show Pin Quilt
9AM to 1PM

September 2: Heartwarmers
9AM-3:30PM

Follow Your Heart to a Guild Meeting!!!

*All events meet at St.
John's Methodist Church,
1755 N. Meridian, OKC*

COQG Website:

www.centralokquilters.org

Pictures of the meetings will be posted monthly at:

<http://community.webshots.com/user/lintole>

Quilting Tip

Thanks, again, to Darby Hollister, COQG member, for this month's tip. Ever notice how when you're through with a project and have thread left on the bobbin, it never stays wound? Use the smallest pony tail scrunchie available and put it around the bobbin for no more tangled mess. Best of all, it is CHEAP! This also works for spools of thread. Just put the pony tail scrunchie on the spool and pull it over the thread end. (I got mine at Wal-Mart, 48 on a card.)