

ieltselpnow.com ACADEMIC MODULE PRACTICE TEST 5

ACADEMIC LISTENING PRACTICE TEST 5

SECTION 1 Questions 1 - 10

Questions 1 - 5

Complete the form below.

Write **NO MORE THAN THREE WORDS OR SOME NUMBERS** for each answer.

BUS PASS APPLICATION FORM	
<i>Example</i>	<i>Answer</i>
PASS APPLIED FOR	1 month
NAME	Nathalie (1) _____
ADDRESS	45 (2) _____ Newlands Adelaide
POSTCODE	(3) _____
DATE OF BIRTH	(4) 13th May 1982
TEL NUMBER	(4) _____
UNIVERSITY CARD SHOWN	Yes
ZONES REQUIRED	(5) _____

Questions 6 - 10

Complete the notes below.

Write **NO MORE THAN THREE WORDS OR SOME NUMBERS** for each answer.

Adelaide Day Trips on the Bus

1 The MacDonald Nature Park

Outward Journey Leaves 8.00am
Length of Journey 2 hours
Return Journey Leaves (6) _____
Things to do/see Walk nature trails + MacDonald River
Bring A camera

2 Pearl Bay

Outward Journey Leaves 9.00am
Length of Journey (7) _____
Return Journey Leaves 4.00pm
Things to do/see Walk along (8) _____ + see view
Lie on the beach + swim
Bring Swimming gear + a towel

3 The Huron Gold Mine

Outward Journey Leaves 9.30am
Length of Journey Half an hour
Return Journey Leaves (9) _____
Things to do/see Go round the museum and tunnels
Find some gold!!
Bring (10) _____

SECTION 2 Questions 11 - 20

Questions 11 - 16

Complete the sentences below.

Write **NO MORE THAN 3 WORDS OR A NUMBER** for each answer.

11 The highest point of the bridge is 134m above _____.

12 The two pairs of pylons are made of _____.

13 _____ % of the steel for making the bridge came from the UK.

14 800 families from _____ homes were moved without compensation to accommodate the construction of the approaches to the bridge.

15 People _____ was the main cause of death of workers while constructing the bridge.

16 Three _____ were made to mark the opening of the bridge. One is worth several hundred dollars today.

Questions 17 - 20

Which FOUR of the following facts are NOT true about the Sydney Harbour Bridge today?

Choose FOUR letters (**A - J**) and write them in boxes **17 - 20** on your answer sheet.

- A There are no more trams crossing the bridge.
- B There are eight traffic lanes on the bridge.
- C Trains still cross the bridge.
- D People are allowed to walk across the bridge.
- E Buses are allowed to cross the bridge.
- F The Harbour Tunnel has not helped traffic congestion on the bridge.
- G More than 182 000 vehicles cross the bridge daily.
- H Horses can no longer cross the bridge.
- I Bicycles are not allowed to cross the bridge.
- J To go back and forward across the bridge costs \$6.

SECTION 3 Questions 21 - 30

Questions 21 - 27

Complete the sentences below.

Write **NO MORE THAN 3 WORDS** for each answer.

- 21 While waiting for Phil, Mel and Laura were _____.
- 22 A telephone survey was rejected because it would be _____.
- 23 A mail survey was rejected because it would _____.
- 24 The best number of people to survey would be _____.
- 25 If their survey only included 100 people, it would not be _____.
- 26 The number of people that Laura, Phil and Mel agree to survey was _____.
- 27 The number of questions in the survey was agreed to be _____.

Questions 28 - 30

Circle **THREE** letters **A - G**.

What are the three locations that Laura, Phil and Mel chose for their survey?

- | | |
|---|--|
| A | The town square |
| B | The train station |
| C | The university cafeteria |
| D | Dobbins department store |
| E | The corner of the High Street and College Road |
| F | The bus station |
| G | The corner of the High Street and Wilkins Road |

SECTION 4 Questions 31 - 40

Questions 31 - 34

Complete the table below by matching the individual with their role (Questions 31 - 34) in the lecture on the coelacanth.

Write the appropriate letters (A - F) on your answer sheet.

NB There are more roles than individuals so you will not need to use them all.

INDIVIDUAL	ROLE
Dr. J.L.B. Smith	(31) _____
Marjorie Courtney-Latimer	(32) _____
Dr. Mark Erdmann	(33) _____
Captain Goosen	(34) _____

ROLES

- A Paid fishermen for unidentified finds.
- B Caught a strange looking fish.
- C Contacted scientists in Indonesia.
- D Photographed a coelacanth seen by accident.
- E First recognised the coelacanth for what it was.
- F Bought a specimen of a coelacanth in a market.

Questions 35 - 40

Choose the correct letters **A - C**.

- 35 The coelacanth was...
- A well known to Indonesian fishermen.
 - B unknown to Indonesian fishermen.
 - C a first in the market.
- 36 The only difference between the Comoros coelacanth and the Sulawesi coelacanth is...
- A their intercranial joint.
 - B their paired fins.
 - C their colour.
- 37 Coelacanths seemed to have their greatest population...
- A 360 million years ago.
 - B 240 million years ago.
 - C 80 million years ago.
- 38 Modern coelacanths probably left no fossilised remains over the past 80 million years because...
- A of too much clay sediment.
 - B conditions where they lived were not favourable for fossilisation.
 - C volcanoes are needed for fossilisation.
- 39 Scientists had a better understanding of the coelacanth after 1991 because...
- A the French government had previously limited study on the Comoros coelacanth.
 - B the Comoros were far away and difficult to reach.
 - C the Comoros opened an airport.
- 40 On the 1991 expedition, scientist studied the coelacanth...
- A only from fishermen's specimens.
 - B through the windows of their submarine.
 - C from diving down.

ACADEMIC READING PRACTICE TEST 5

READING PASSAGE 1

Questions 1 - 13

You should spend about 20 minutes on Questions 1 – 13 which are based on Reading Passage 1 below.

Questions 1 - 4

Reading Passage 1 has 5 paragraphs (**A – E**).

From the list of headings below choose the most suitable headings for paragraphs **B – E**.

Write the appropriate number (**i – viii**) in boxes **1 – 4** on your answer sheet.

NB There are more headings than paragraphs, so you will not use them all.

<i>Example</i>	<i>Answer</i>
Paragraph A	iii

i	Climate Conditions
ii	Solutions from the Air
iii	Fire Starters
iv	Battling the Blaze
v	The Lie of the Land
vi	Rain – The Natural Saviour
vii	Fuelling the Flames
viii	Fires and Trees

Wildfires

A

Wildfires are usually the product of human negligence. Humans start about 90% of wild fires and lightning causes the other 10%. Regular causes for wildfires include arson, camping fires, throwing away cigarettes, burning rubbish, and playing with fireworks or matches. Once begun, wildfires can spread at a rate of up to 23 kph and, as a fire spreads over a landscape, it could undertake a life of its own – doing different things to keep itself going, even creating other blazes by throwing cinders miles away.

Three components are necessary to start a fire: oxygen, fuel and heat. These three make up “the fire triangle” and fire fighters frequently talk about this when they are attempting to put out blazes. The theory is that if the fire fighters can remove one of the triangle pillars, they can take control of and eventually put out the fire.

B

The speed at which wildfires spread depends on the fuel around them. Fuel is any living or dead material that will burn. Types of fuel include anything from trees, underbrush and grassland to houses. The quantity of inflammable material around a fire is known as “the fuel load” and is determined by the amount of available fuel per unit area, usually tons per acre. How dry the fuel is can also influence how fires behave. When the fuel is very dry, it burns much more quickly and forms fires that are much harder to control.

Basic fuel characteristics affecting a fire are size and shape, arrangement and moisture, but with wildfires, where fuel usually consists of the same type of material, the main factor influencing ignition time is the ratio of the fuel’s total surface area to its volume. Because the surface area of a twig is not much bigger than its volume, it ignites rapidly. However, a tree’s surface area is much smaller than its volume, so it requires more time to heat up before ignition.

C

Three weather variables that affect wildfires are temperature, wind and moisture. Temperature directly influences the sparking of wildfires, as heat is one of the three pillars of the fire triangle. Sticks, trees and underbrush on the ground receive heat from the sun, which heats and dries these potential fuels. Higher temperatures allow fuels to ignite and burn more quickly and add to the speed of a wildfire’s spread. Consequently, wildfires tend to rage in the afternoon, during the hottest temperatures.

The biggest influence on a wildfire is probably wind and this is also the most unpredictable variable. Winds provide fires with extra oxygen, more dry fuel, and wind also makes wildfires spread more quickly. Fires also create winds of their own that can be up to ten times faster than the ambient wind. Winds can even spread embers that can generate additional fires, an event known as spotting. Winds also change the course of fires, and gusts can take flames into trees, starting a “crown fire”.

Humidity and precipitation provide moisture that can slow fires down and reduce their intensity, as it is hard for fuel to ignite if it has high moisture levels. Higher levels of humidity mean fewer wildfires.

D

Topography can also hugely influence wildfire behaviour. In contrast to fuel and weather, topography hardly changes over time and can help or hamper the spread of a wildfire. The principal topographical factor relating to wildfires is slope. As a rule, fires move uphill much faster than downhill and the steeper the slope, the quicker fires move. This is because fires move in the same direction of the ambient wind, which generally blows uphill. Moreover, the fire can preheat fuel further uphill as smoke and heat rise in that direction. On the other hand, when the fire reaches the top of a hill, it has to struggle to come back down.

E

Each year thousands of fire fighters risk their lives in their jobs. Elite fire fighters come in two categories: Hotshots and Smokejumpers. Operating in 20 man units, the key task of hotshots is to construct firebreaks around fires. A firebreak is a strip of land with all potential fuel removed. As their name suggests, smokejumpers jump out of aircraft to reach smaller fires situated in inaccessible regions. They attempt to contain these smaller fires before they turn into bigger ones.

As well as constructing firebreaks and putting water and fire retardant on fires, fire fighters also use “backfires”. Backfires are created by fire fighters and burn towards the main fire incinerating any potential fuel in its path.

Fire fighters on the ground also receive extensive support from the air with tankers dropping thousands of gallons of water and retardant. Dropped from planes and helicopters, retardant is a red chemical containing phosphate fertilizer, which slows and cools fires.

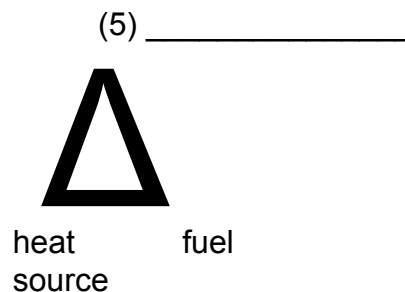
Source: National Oceanic and Atmospheric Administration

Questions 5 - 9

Using **NO MORE THAN THREE WORDS** from Reading Passage 2, answer the following questions.

Write your answers in boxes **5 - 9** on your answer sheet.

- 5 Complete the last pillar of the fire triangle.



- 6 What is measured in tons per acre?
- 7 When do wildfires burn at their fiercest?
- 8 What can travel in the wind to create fires at some distance from the initial fire?
- 9 Name a method using an additional fire that fire fighters use to control wild fires.

Questions 10 - 13

Complete each of the following statements (Questions **10 - 13**) with words taken from Reading Passage 1.

Write **NO MORE THAN THREE WORDS** for each answer.

Write your answers in boxes **10 - 13** on your answer sheet.

- 10 The most important factor in how quickly a wildfire catches fire is the surface to volume _____.
- 11 The most significant weather factor to affect wildfires' actions is _____.
- 12 Fires on the tops of trees are known as _____.
- 13 Wildfires usually travel much faster _____ because of the typical direction of prevailing winds.

You should spend about 20 minutes on Questions 14 – 27 which are based on Reading Passage 2 on the following pages.

PROBLEMS WITH WATER

Nearly half the world's population will experience critical water shortages by 2025, according to the United Nations (UN). Wars over access to water are a rising possibility in this century and the main conflicts in Africa during the next 25 years could be over this most precious of commodities, as countries fight for access to scarce resources. "Potential water wars are likely in areas where rivers and lakes are shared by more than one country," says Mark Evans a UN worker. Evans predicts that "population growth and economic development will lead to nearly one in two people in Africa living in countries facing water scarcity or what is known as 'water stress' within 25 years." Water scarcity is defined as less than 1,000 cubic metres of water available per person per year, while water stress means less than 1,500 cubic metres of water is available per person per year. The report says that by 2025, 12 more African countries will join the 13 that already suffer from water stress or water scarcity. What makes the water issue even more urgent is that demand for water will grow increasingly fast as larger areas are placed under crops and economic development. Evans adds that "the strong possibility that the world is experiencing climate change also adds to this urgency."

How to deal with water shortages is in the forefront of the battle between environmental activists on the one hand and governments and construction firms on the other. At the recent World Summit on Sustainable Development in Johannesburg activists continued their campaign to halt dam construction, while many governments were outraged about a vocal minority thwarting their plans.

One of the UN's eight millennium development goals is to halve the proportion of people without "sustainable" access to safe drinking water by 2015. How to ensure this happens was one of the big issues of the summit. Much of the text on this was already agreed, but one of the unresolved issues in the implementation plan was whether the goal on water would be extended to cover sanitation. The risks posed by water-borne diseases in the absence of sanitation facilities means the two goals are closely related. Only US negotiators have been resisting the extension of goals to include sanitation due to the financial commitment this would entail. However, Evans says the US is about to agree to this extension. This agreement could give the UN a chance to show that in one key area the world development agenda was advanced in Johannesburg.

But the UN has said Johannesburg was not about words alone, but implementation. A number of projects and funding initiatives were unveiled at the summit. But implementation is always harder, as South Africa has experienced in its water programme. Graham Bennetts, a water official in the South African government explains: "Since the 1994 elections government has provided easy access to water to 7 million people, but extending this to a further 7 million and ensuring this progress is sustainable is one of South Africa's foremost implementation challenges." In South Africa, access to water is defined as 25 litres a person daily, within a distance of 200m from where they live. "Although South Africa's feat far exceeds the UN millennium goal on water supply, severe constraints on local government capacity make a more rapid expansion difficult," says Bennetts.

For some of those who have only recently been given ready access to water, their gains are under threat as the number of cut-offs by municipalities for non-payment rise, says Liane Greef of the Environmental Monitoring Group. Greef is programme manager for Water

Justice in southern Africa. Those who have their water supply cut off also automatically forfeit their right to 6000 free litres of water for a family a month under South Africa's "water for all" policy. In the face of continued increases in unemployment, payment for water and other utilities has the potential to fast undo government's high profile feats in delivery since 1994.

It is also the way of ensuring sufficient water supply and its management that will increasingly become a political battleground in South Africa. Water Affairs director-general Mike Muller says South Africa is near the end of its dam-building programme. However, there are big projects proposed elsewhere in southern Africa that could possibly be halted by activists who could bring pressure on funding agencies such as the World Bank. Greef says her group will campaign during the summit against the proposed Skuifraam Dam, which would be built near Franschhoek to supply additional water to Cape Town.

Rather than rely on new dam construction, the city should ensure that water is used wisely at all times rather than only in dry spells, Greef says. Another battleground for her group is over the privatisation of water supply, she says. Water supply, she insists, is best handled in the public interest by accountable government.

There is increasing hope from advances in technology to deal with water shortages. It is agricultural production which takes up about 90% of water consumed for human purposes, says the UN. To lower agricultural demand for water the Sri Lanka-based International Water Management Institute is researching ways of obtaining "more crop per drop" through the development of drought resistant crops, as well as through better water management techniques. One of the institute's research sites is the Limpopo River basin. According to the institute's director-general, Frank Rijsbereman, rice growers in China use a quarter of the water a ton of produce to those in South Africa. The institute hopes the "green revolution" in crop productivity will soon be matched by the "blue revolution" in improving water utilisation in agriculture.

Questions 14 – 21

Match the views (25 – 32) with the people listed below.

- 14 Water needs to be utilised more prudently by some people.
- 15 South Africa has almost completed its plans for building dams.
- 16 Local government has excluded some South African households from getting free water for not meeting their bills.
- 17 The World Summit in Johannesburg will soon have its aims on hygiene agreed among all participants.
- 18 Faster development of water supply in South Africa is limited by the facilities of community administrations.
- 19 Water use is more efficient than in South Africa in some foreign food production.

- 20 Government should be answerable for water delivery and not private companies.
- 21 The water question's importance has been increased due to the risk of global weather temperature rises.

MM	Mike Muller
FR	Frank Rijsbereman
ME	Mark Evans
LG	Liane Greef
GB	Graham Bennetts

Questions 22 - 27

Read the passage about problems with water again and look at the statements below.

In boxes **22 - 27** on your answer sheet write:

- TRUE** *if the statement is true*
- FALSE** *if the statement is false*
- NOT GIVEN** *if the information is not given in the passage*

- 22 Some African countries are currently at war over water resources.
- 23 A recent report says by 2025 that 25 African countries will suffer from water scarcity alone.
- 24 Vocal environment activists were arrested at the World Summit.
- 25 Questions at the World Summit over including water sanitation have not yet been agreed.
- 26 The World Summit had many good ideas but had little contribution on how to put the ideas into practice.
- 27 Plants are being introduced that can flourish with little water.

You should spend about 20 minutes on Questions 28 – 40 which are based on Reading Passage 2 on the following pages.

The History of Papermaking in the United Kingdom

The first reference to a paper mill in the United Kingdom was in a book printed by Wynken de Worde in about 1495. This mill belonged to a certain John Tate and was near Hertford. Other early mills included one at Dartford, owned by Sir John Speilman, who was granted special privileges for the collection of rags by Queen Elizabeth and one built in Buckinghamshire before the end of the sixteenth century. During the first half of the seventeenth century, mills were established near Edinburgh, at Cannock Chase in Staffordshire, and several in Buckinghamshire, Oxfordshire and Surrey. The Bank of England has been issuing bank notes since 1694, with simple watermarks in them since at least 1697. Henri de Portal was awarded the contract in December 1724 for producing the Bank of England watermarked bank-note paper at Bere Mill in Hampshire. Portals have retained this contract ever since but production is no longer at Bere Mill.

There were two major developments at about the middle of the eighteenth century in the paper industry in the UK. The first was the introduction of the rag engine or hollander, invented in Holland sometime before 1670, which replaced the stamping mills, which had previously been used, for the disintegration of the rags and beating of the pulp. The second was in the design and construction of the mould used for forming the sheet. Early moulds had straight wires sewn down on to the wooden foundation, this produced an irregular surface showing the characteristic "laid" marks, and, when printed on, the ink did not give clear, sharp lines. Baskerville, a Birmingham printer, wanted a smoother paper. James Whatman the Elder developed a woven wire fabric, thus leading to his production of the first woven paper in 1757.

Increasing demands for more paper during the late eighteenth and early nineteenth centuries led to shortages of the rags needed to produce the paper. Part of the problem was that no satisfactory method of bleaching pulp had yet been devised, and so only white rags could be used to produce white paper. Chlorine bleaching was being used by the end of the eighteenth century, but excessive use produced papers that were of poor quality and deteriorated quickly. By 1800 up to 24 million pounds of rags were being used annually, to produce 10,000 tons of paper in England and Wales, and 1000 tons in Scotland, the home market being supplemented by imports, mainly from the continent. Experiments in using other materials, such as sawdust, rye straw, cabbage stumps and spruce wood had been conducted in 1765 by Jacob Christian Schäffer. Similarly, Matthias Koops carried out many experiments on straw and other materials at the Neckinger Mill, Bermondsey around 1800, but it was not until the middle of the nineteenth century that pulp produced using straw or wood was utilised in the production of paper.

By 1800 there were 430 (564 in 1821) paper mills in England and Wales (mostly single vat mills), under 50 (74 in 1823) in Scotland and 60 in Ireland, but all the production was by hand and the output was low. The first attempt at a paper machine to mechanise the process was patented in 1799 by Frenchman Nicholas Louis Robert, but it was not a success. However, the drawings were brought to England by John Gamble in 1801 and passed on to the brothers Henry and Sealy Fourdrinier, who financed the engineer Henry Donkin to build

the machine. The first successful machine was installed at Frogmore, Hertfordshire, in 1803. The paper was pressed onto an endless wire cloth, transferred to a continuous felt blanket and then pressed again. Finally it was cut off the reel into sheets and loft dried in the same way as hand made paper. In 1809 John Dickinson patented a machine that that used a wire cloth covered cylinder revolving in a pulp suspension, the water being removed through the centre of the cylinder and the layer of pulp removed from the surface by a felt covered roller (later replaced by a continuous felt passing round a roller). This machine was the forerunner of the present day cylinder mould or vat machine, used mainly for the production of boards. Both these machines produced paper as a wet sheet, which require drying after removal from the machine, but in 1821 T B Crompton patented a method of drying the paper continuously, using a woven fabric to hold the sheet against steam heated drying cylinders. After it had been pressed, the paper was cut into sheets by a cutter fixed at the end of the last cylinder.

By the middle of the nineteenth century the pattern for the mechanised production of paper had been set. Subsequent developments concentrated on increasing the size and production of the machines. Similarly, developments in alternative pulps to rags, mainly wood and esparto grass, enabled production increases. Conversely, despite the increase in paper production, there was a decrease, by 1884, in the number of paper mills in England and Wales to 250 and in Ireland to 14 (Scotland increased to 60), production being concentrated into fewer, larger units. Geographical changes also took place as many of the early mills were small and had been situated in rural areas. The change was to larger mills in, or near, urban areas closer to suppliers of the raw materials (esparto mills were generally situated near a port as the raw material was brought in by ship) and the paper markets.

Source: Paper Technology March 1999 / British Association of Paper Historians

Questions 28 - 34

Do the following statements agree with the views of the writer of the reading passage on *The History of Papermaking in the U.K.*?

In Boxes 28 - 34 write:

YES *if the statement agrees with the writer*

NO *if the statement doesn't agree with the writer*

NOT GIVEN *if it is impossible to say what the writer thinks about this*

- 28 The printing of paper money in the UK has always been done by the same company.
- 29 Early paper making in Europe was at its peak in Holland in the 18th century.
- 30 18th Century developments in moulds led to the improvement of a flatter, more even paper.

- 31 Chlorine bleaching proved the answer to the need for more white paper in the 18th and 19th centuries.
- 32 The first mechanised process that had any success still used elements of the hand made paper-making process.
- 33 Modern paper making machines are still based on John Dickinson's 1809 patent.
- 34 The development of bigger mills near larger towns was so that mill owners could take advantage of potential larger workforces.

Questions 35 - 40

Match the events (**35 – 40**) with the dates (**A - G**) listed below.

Write the appropriate letters in boxes **35 - 40** on your answer sheet.

- 35 Invention of the rag engine.
- 36 A new method for drying paper patented.
- 37 First successful machine for making paper put into production.
- 38 Manufacture of the first woven paper.
- 39 Watermarks first used for paper money.
- 40 The first machine for making paper patented.

DATES	
A	1803
B	1757
C	1821
D	1697
E	1799
F	1670
G	1694

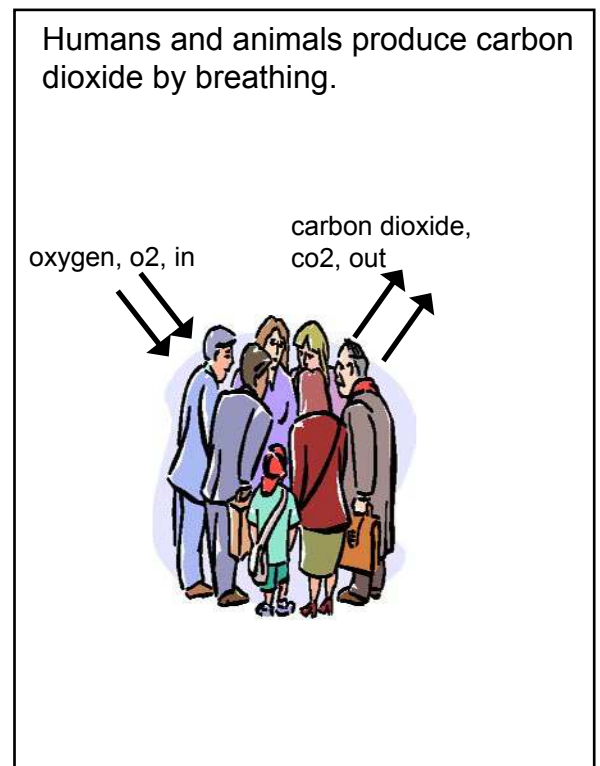
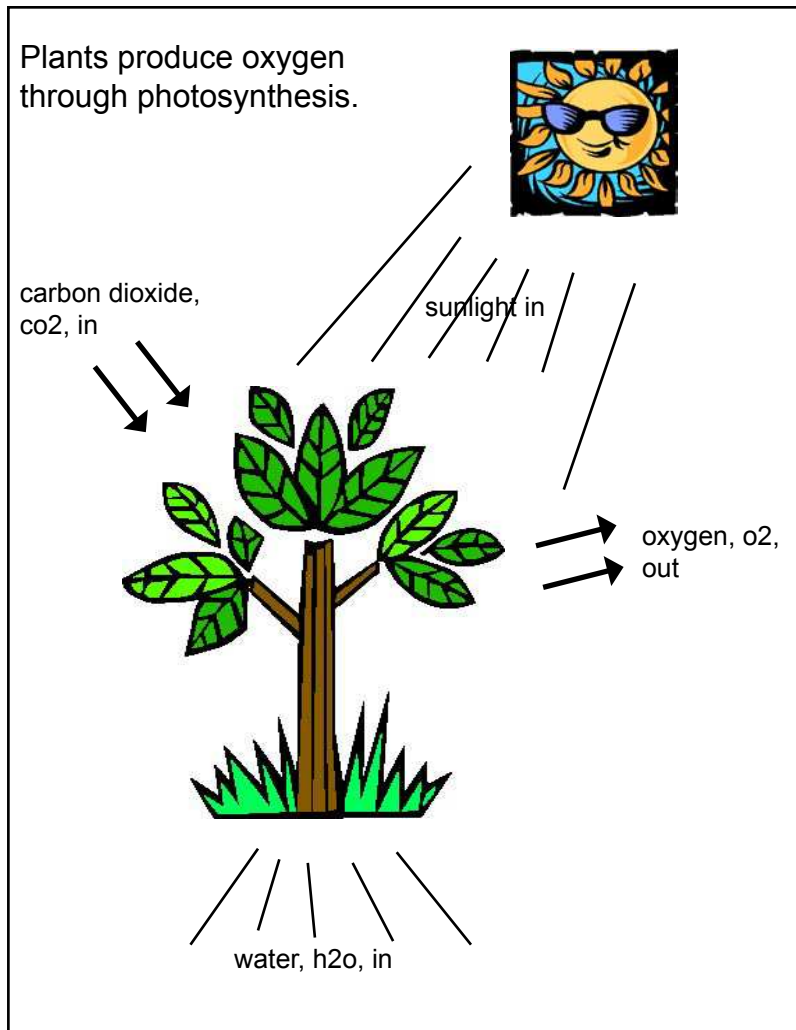
ACADEMIC WRITING PRACTICE TEST 5

WRITING TASK 1

The diagrams below show how humans and plants interact to produce oxygen and carbon dioxide.

Write a report for a university lecturer describing the information below.

You should spend about 20 minutes on this task.



WRITING TASK 2

You should spend about 40 minutes on this task.

With all the troubles in the world today, money spent on space exploration is a complete waste. The money could be better spent on other things.

To what extent do you agree or disagree?

You should write at least 250 words.

ACADEMIC SPEAKING PRACTICE TEST 5

Section 1

- * Tell me a little about your country.
- * What are some of the good things and some of the bad things about living in your country?
- * Where would be your favourite place to live in your country? (Why?)

Topic 1 Libraries

- * Do you ever go to libraries? (Why/Why not?)
- * Do you think libraries should be free or that people should have to pay to use them?
- * How can we get more people to use libraries?
- * Do you think government money for libraries could be spent on better things?

Topic 2 Team Sports

- * Do you play or watch a team sport? (Why/Why not?)
- * Why do you think people like playing or watching team sports?
- * What are some of the disadvantages of playing or watching team sports?
- * How can we encourage younger people to play more sport?

Section 2

Describe a place that you like
You should say:
 where this place is
 when you first went there
 what you do or did there
 and explain why this place is so special for you.

Section 3

Topic 1 Places of Interest

- * What kinds of places in your country are threatened by building or other types of progress?
- * Do you think it is important to preserve historical areas in countries? (Why?)
- * How can governments protect places of interest?
- * What sort of places will be of interest to people in the future?

Topic 2 The Environment

- * What kinds of pollution problems does your country face?
- * How can ordinary people help fight pollution?
- * Do you think that there should be stricter punishments for people and companies that pollute the environment?
- * What sort of pollution problems do you think the world will face in the future?