



**THE REPORT OF THE
CHIEF ELECTORAL OFFICER
OF YUKON
ON
THE 2011 GENERAL ELECTION**

**The Report of the
Chief Electoral Officer of Yukon
on the General Election held
October 11, 2011**

Published by the Chief Electoral Officer of Yukon



December 8, 2011

Hon. David Laxton
Speaker of the Legislative Assembly
Yukon Legislative Assembly
Whitehorse, Yukon

Dear Mr. Speaker:

I am pleased to submit the report on the results of the general election held October 11, 2011. The *Report of the Chief Electoral Officer of Yukon on the 2011 General Election* is prepared pursuant to section 315 of the *Elections Act*. It includes the number of ballots cast for each candidate for the polling divisions in every electoral district.

Sincerely,

A handwritten signature in black ink, which appears to read "Jo-Ann Waugh". The signature is fluid and cursive, with the first letters of the first and last names being capitalized and prominent.

Jo-Ann Waugh
Chief Electoral Officer

TABLE OF CONTENTS

	Page
Election Summary _____	1
Results by Political Affiliation _____	3
Recapitulation and Comparison	
2011/2006 General Elections _____	5
Results by Electoral District	
Electoral District of Copperbelt North _____	6
Electoral District of Copperbelt South _____	8
Electoral District of Klondike _____	10
Electoral District of Kluane _____	12
Electoral District of Lake Laberge _____	14
Electoral District of Mayo-Tatchun _____	16
Electoral District of Mount Lorne-Southern Lakes _____	18
Electoral District of Mountainview _____	20
Electoral District of Pelly-Nisutlin _____	22
Electoral District of Porter Creek Centre _____	24
Electoral District of Porter Creek North _____	26
Electoral District of Porter Creek South _____	28
Electoral District of Riverdale North _____	30
Electoral District of Riverdale South _____	32
Electoral District of Takhini-Kopper King _____	34
Electoral District of Vuntut Gwitchin _____	36
Electoral District of Watson Lake _____	38
Electoral District of Whitehorse Centre _____	40
Electoral District of Whitehorse West _____	42

Note: AP = Advance Poll
MI= Mail-in polling division
WCC = Whitehorse Correctional Centre
WGH = Whitehorse General Hospital

ELECTION SUMMARY

A general election was announced on September 9, 2011 to take place on Tuesday, October 11, 2011. The *Elections Act* requires polling day to be on a Monday. There is, however, provision for polling day to be on the following Tuesday, if the immediately preceding Monday is a statutory holiday within the meaning of the *Interpretation Act*. Thanksgiving Day was Monday, October 10.

The chief electoral officer, Jo-Ann Waugh, issued the writs of election to the returning officers for the 19 electoral districts on September 9, 2011.

Following completion of enumeration there were 18,018 electors on the preliminary lists. At revision on September 27 and 28, 2,122 names were added to the lists. Special revision took place from September 29 through October 7 and 590 electors appeared in person at returning offices to be added to the lists. The official lists of electors for the general election contained 20,730 names.

Nomination day was Monday, September 19. Sixty-two candidates filed nomination papers. At the issue of the writs, there were six registered political parties. Two registered political parties endorsed candidates in 19 electoral districts; one party endorsed candidates in 18 electoral districts; and two parties each endorsed candidates in two electoral districts, the minimum required pursuant to the *Elections Act*. The registration of the United Citizens Party of Yukon was cancelled by the chief electoral officer on the same date for failure to endorse the minimum number of candidates.

There were two independent candidates at this election.

Advance polls took place on Sunday and Monday, October 2 and 3, at which time 2,827 electors voted.

Polling day was Tuesday, October 11 and 13,079 electors voted. This number included 667 electors, who were sworn in on polling day; 596 who voted by proxy; 377 who voted by special ballot; and, in one electoral district, 11 who voted by mail-in at this election. Official results were certified for 19 electoral districts on October 12.

The returning officer for the Electoral District of Copperbelt South applied for a judicial recount, which took place on October 15, 2011, conducted by a judge of the Supreme Court of Yukon. There was no change to the result for this electoral district. The returning officer declared the election on that date. In the remaining 18 electoral districts the returning officers declared the candidates with the greatest number of ballots elected on October 17.

As required by subsection 117(2) of the Act, 54 candidates received refunds of their nomination deposits.

The *Elections Act* requires advertising relating to an election to include the name and address of the sponsor. One media outlet received a warning letter concerning a contravention of this provision and further legal action was not necessary.

The chief electoral officer is reviewing complaints concerning the election and will be reporting to the members of the Legislative Assembly on the process of enumeration, and the use and types of voter identification, as well as conducting a general assessment of other election procedures.

RESULTS BY POLITICAL AFFILIATION

Political affiliation	Candidates nominated	Elected	Votes received	Percentage of valid votes ¹
Independent (IN) ²	2	0	79	0.50
Yukon Party (YP) ³	19	11	6,400	40.40
Yukon First Nations Party (YF) ⁴	2	0	81	0.50
Yukon Green Party (YG) ⁵	2	0	104	0.70
Yukon Liberal Party (YL) ⁶	19	2	4,008	25.30
Yukon New Democratic Party (ND) ⁷	18	6	5,154	32.60
TOTALS	62	19	15,826	100.00

¹ Percentages rounded as required.

² IN = Independent

³ YP = Yukon Party

⁴ YF = Yukon First Nations Party

⁵ YG = Yukon Green Party

⁶ YL = Yukon Liberal Party

⁷ ND = Yukon New Democratic Party

RECAPITULATION AND COMPARISON

2011/2006 General Elections

	2011	2006
Number of electoral districts	19	18
Number of polling divisions ⁸	74	66
Number of candidates	62	58
Number of electors on preliminary lists of electors ⁹	18,018	16,101
Number of electors added at revision	2,122	2,155
Number of electors removed at revision ¹⁰	33	23
Number of electors added on appeal	2	0
Number of electors added at special revision	590	448
Number of electors on the official lists of electors	20,730	18,681
Percentage of electors added at revision	10.24	11.55
Percentage of electors added at special revision	2.85	2.40
Number of electors who were sworn in	667	n/a
Percentage of electors who were sworn in	4.19	-
Number of electors who voted ¹¹	15,906	13,611
Percentage of electors who voted	74.34	72.90
Number of electors who voted at the advance polls	2,827	1,495
Percentage of electors who voted at the advance polls	17.77	10.98
Number of electors who voted by mail-in	11	14
Percentage of electors who voted by mail-in	0.07	0.10
Number of electors who voted by proxy	596	523
Percentage of electors who voted by proxy	3.75	3.84
Number of electors who voted by special ballot	378	275
Percentage of electors who voted by special ballot	2.38	2.02
Number of rejected ballots	80	66
Number of declined ballots	6	1
Number of judicial recounts	1	2

⁸ The number of polling divisions includes Macaulay Lodge and Copper Ridge Place.

⁹ Includes electors enumerated in hospital and correctional institutions.

¹⁰ Includes electors whose names have been transferred to another polling division or electoral district or whose names appear on another list of electors.

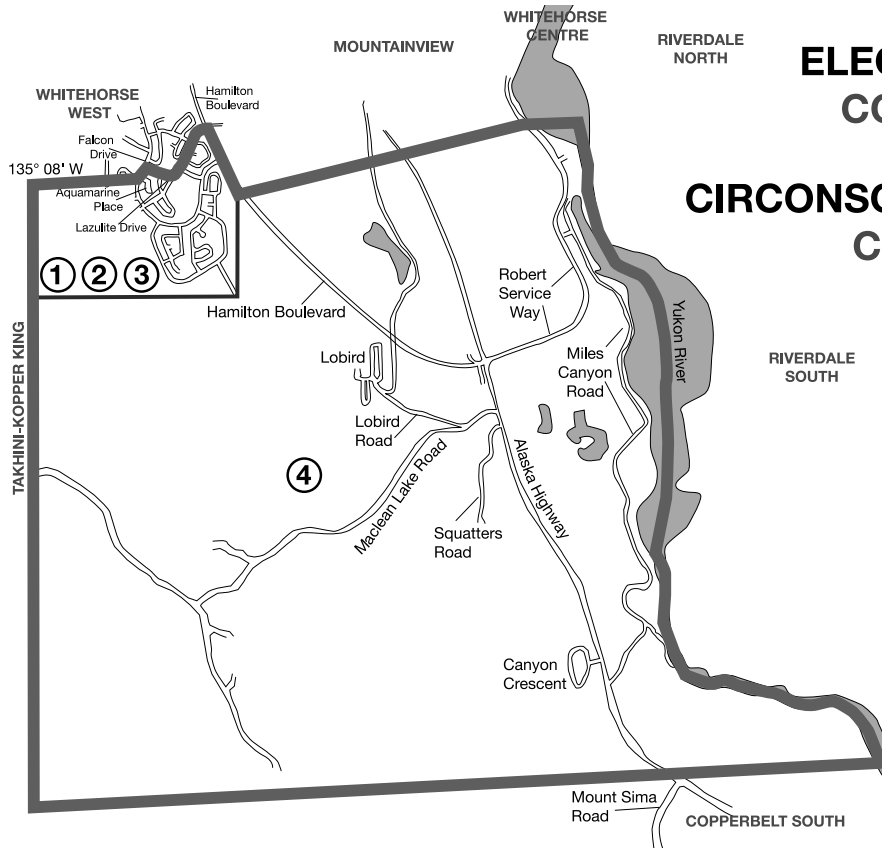
¹¹ Includes electors on the official list and electors sworn in on polling day.

ELECTORAL DISTRICT OF COPPERBELT NORTH

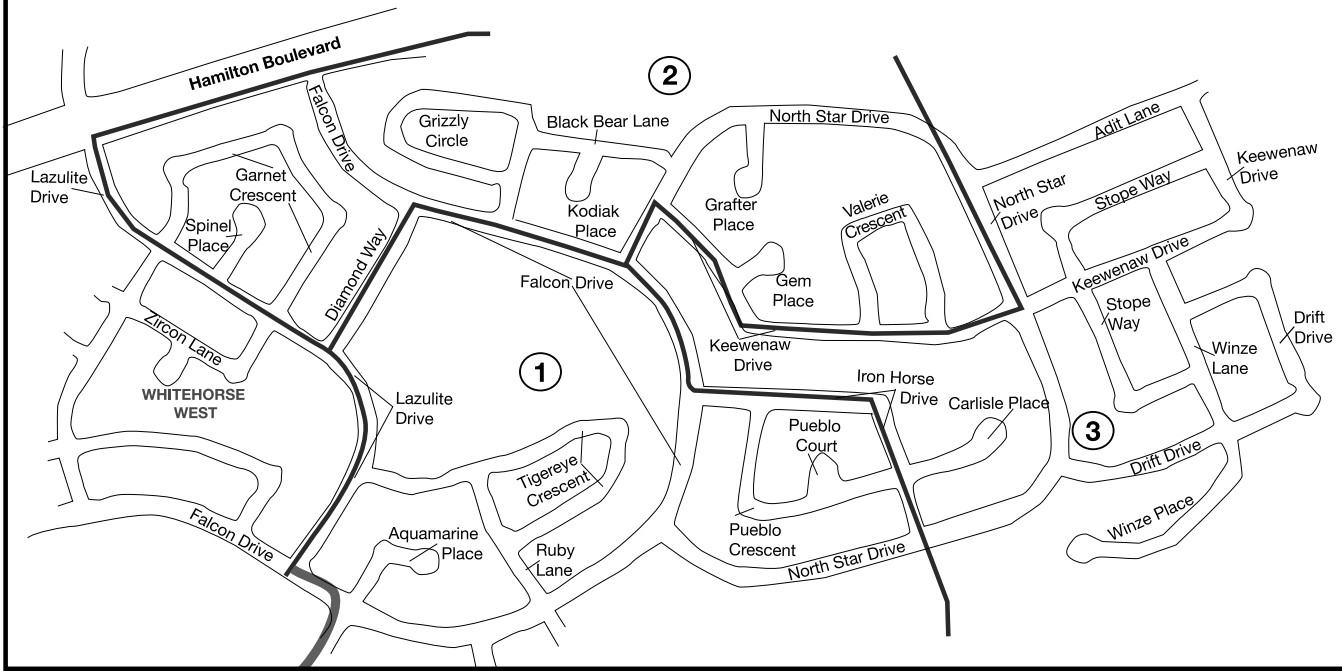
CIRCONSCRIPTION ÉLECTORALE DE COPPERBELT NORD

Polling Station • Bureau de scrutin

- 1 _____
- 2 _____
- 3 _____
- 4 _____



Inset 1 2 3



Published by the Chief Electoral Officer of Yukon 2009
Publiée par le directeur général des élections du Yukon 2009

ELECTORAL DISTRICT OF COPPERBELT NORTH

RESULTS BY POLL

Candidates:

Currie Dixon (YP)
Skeeter Miller-Wright (ND)
Arthur Mitchell (YL)

Returning Officer: Georgina Leslie

Date of Writ: September 9, 2011

Nomination Day: September 19, 2011

Polling Day: October 11, 2011

Date of Return: October 17, 2011

Polling Stations		Candidates			Rejected Ballots	Total Vote	Electors on List
Locations	No.	Currie Dixon (YP)	Skeeter Miller-Wright (ND)	Arthur Mitchell (YL)			
École Émilie-Tremblay	1	118	26	133	—	277	401
École Émilie-Tremblay	2	112	47	86	2	247	389
École Émilie-Tremblay	3	156	36	120	—	312	532
École Émilie-Tremblay	4	31	31	24	—	86	150
Copper Ridge Place	—	10	3	14	—	27	32
Selkirk Elementary School	AP	93	15	30	—	138	—
WGH	—	—	1	—	—	1	—
Totals	7	520	159	407	2	1,088	1,543*

Majority for Currie Dixon (YP) over: Skeeter Miller-Wright (ND), 361
Arthur Mitchell (YL), 113

Percentage of electors who voted: 70.51

Number of electors who were sworn in: 39

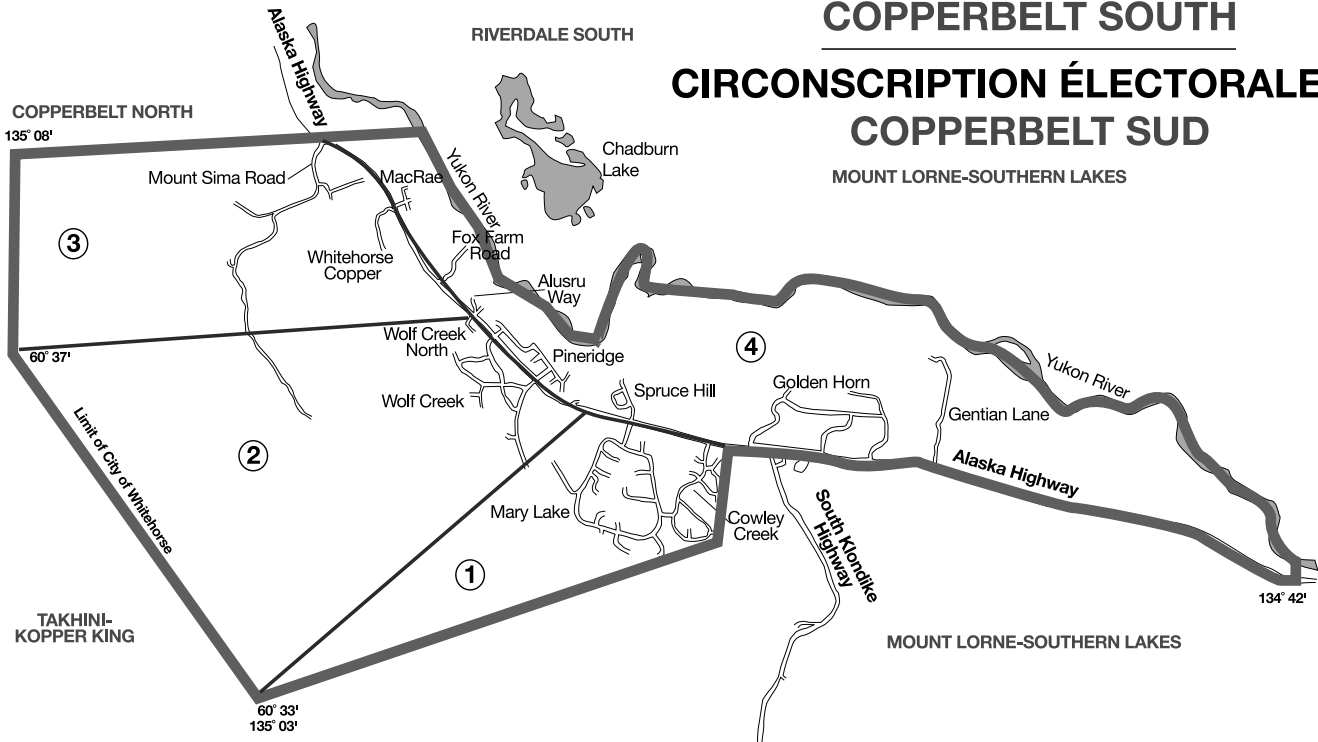
Number of electors who voted by proxy: 40

Number of electors who voted by special ballot: 10

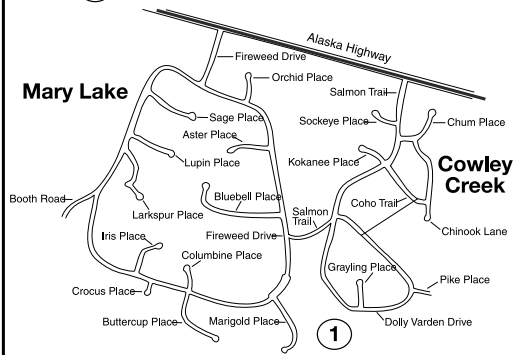
* Includes the number of electors sworn in on polling day.

ELECTORAL DISTRICT OF COPPERBELT SOUTH

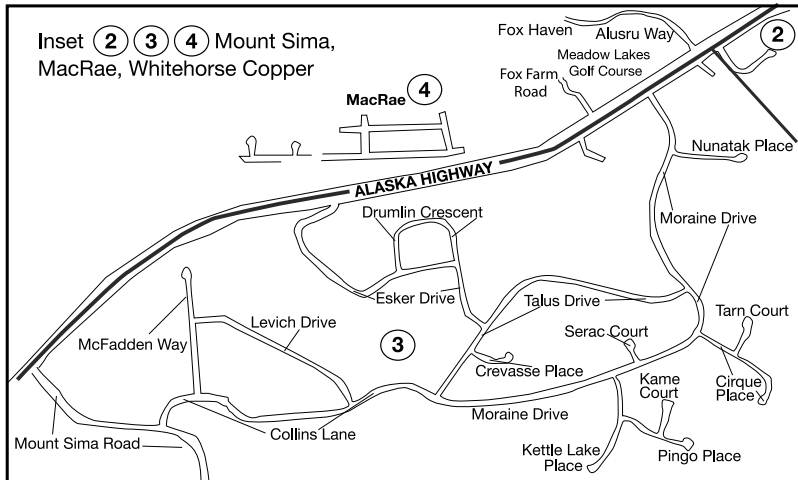
CIRCONSCRIPTION ÉLECTORALE DE COPPERBELT SUD



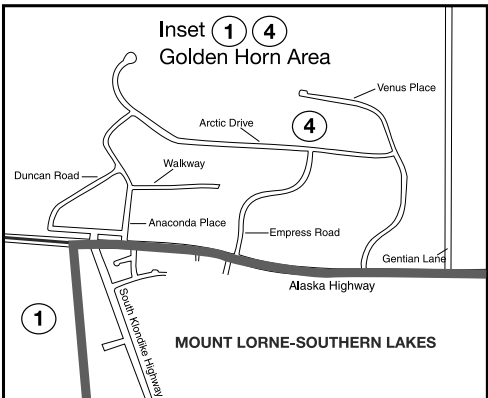
Inset ① Mary Lake, Cowley Creek



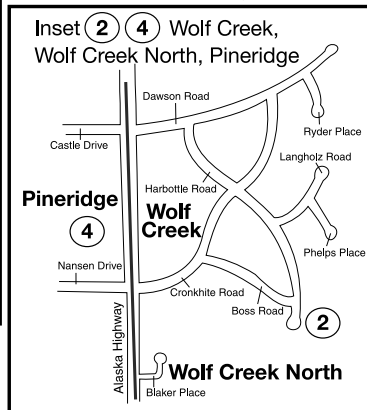
Inset ② ③ ④ Mount Sima, MacRae, Whitehorse Copper



Inset ① ④ Golden Horn Area



Inset ② ④ Wolf Creek, Wolf Creek North, Pineridge



Polling Station • Bureau de scrutin

- 1 _____
- 2 _____
- 3 _____
- 4 _____

Published by the Chief Electoral Officer of Yukon 2009
Publiée par le directeur général des élections du Yukon 2009

ELECTORAL DISTRICT OF COPPERBELT SOUTH

RESULTS BY POLL

Candidates:

Valerie Boxall (YP)
Colleen Wirth (YL)
Lois Moorcroft (ND)

Returning Officer: Laura Peterson**Date of Writ:** September 9, 2011**Nomination Day:** September 19, 2011**Polling Day:** October 11, 2011**Judicial Recount:** October 15, 2011**Date of Return:** October 15, 2011

Polling Stations		Candidates			Rejected Ballots	Total Vote	Electors on List
		Valerie Boxall (YP)	Colleen Wirth (YL)	Lois Moorcroft (ND)			
Locations	No.						
Golden Horn Elementary School	1	93	55	107	1	256	389
Golden Horn Elementary School	2	57	38	68	—	163	255
Golden Horn Elementary School	3	74	13	40	—	127	206
Golden Horn Elementary School	4	84	48	112	—	244	416
Golden Horn Elementary School	AP	86	30	70	—	186	—
Totals	5	394	184	397	1	976	1,283*

Majority for Lois Moorcroft (ND) over: Valerie Boxall (YP), 3
Colleen Wirth (YL), 213

Percentage of electors who voted: 76.07

Number of electors who were sworn in: 17

Number of electors who voted by proxy: 52

Number of electors who voted by special ballot: 18

* Includes the number of electors sworn in on polling day.

ELECTORAL DISTRICT OF KLONDIKE

CIRCONSCRIPTION ÉLECTORALE DE KLONDIKE

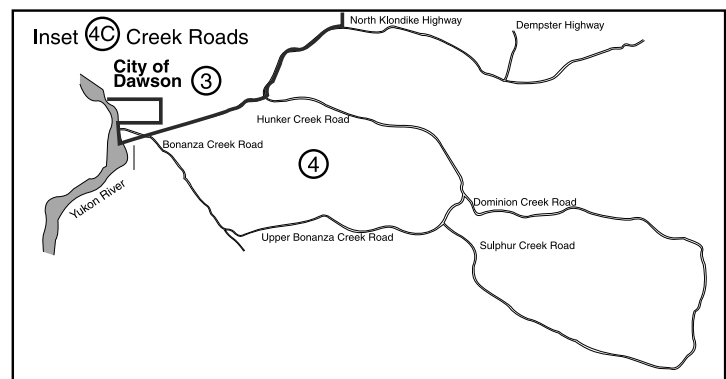
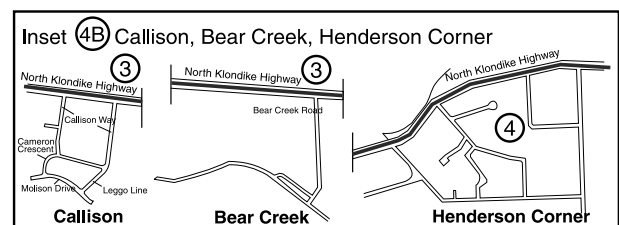
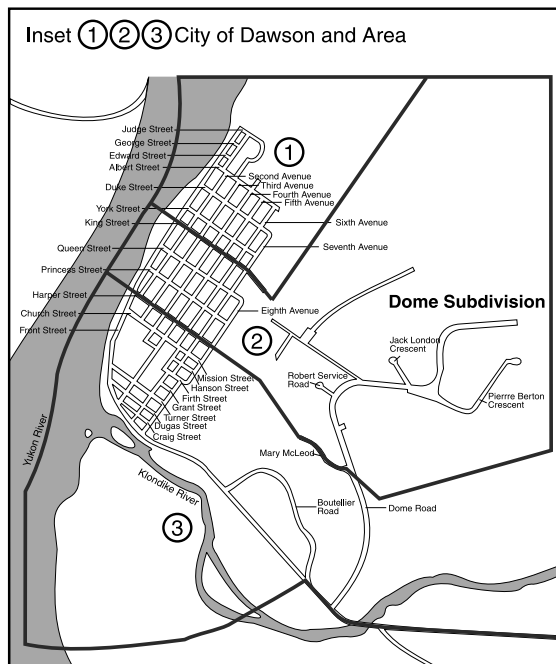
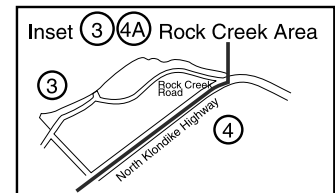
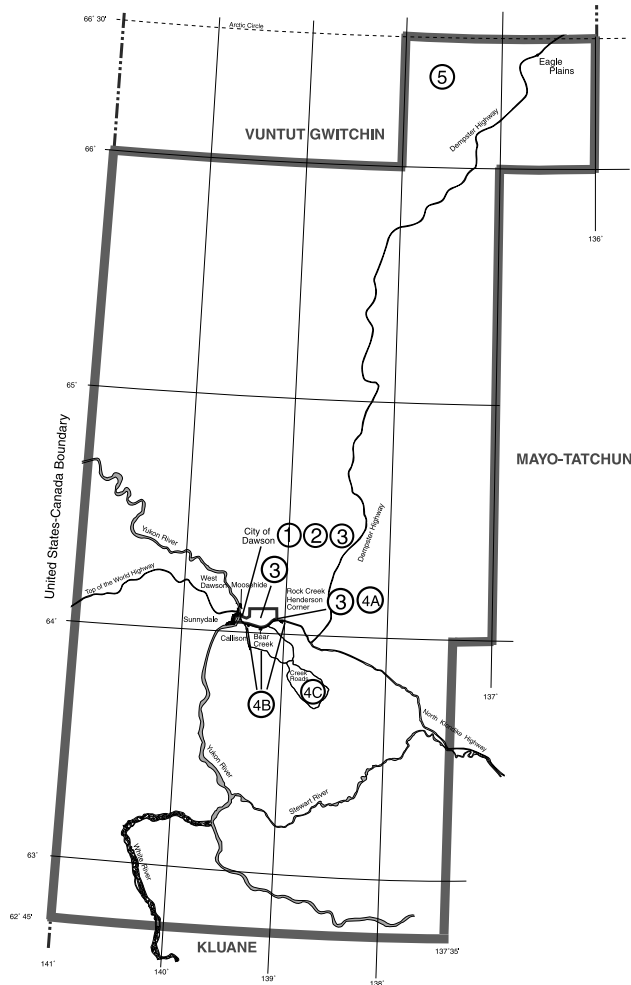
Polling Station • Bureau de scrutin

1 _____

2 _____

3 _____

4 _____



Published by the Chief Electoral Officer of Yukon 2009
Publiée par le directeur général des élections du Yukon 2009

ELECTORAL DISTRICT OF KLONDIKE

RESULTS BY POLL

Candidates:

Sandy Silver (YL)
Jorn Meier (ND)
Steve Nordick (YP)

Returning Officer: Bonnie Barber**Date of Writ:** September 9, 2011**Nomination Day:** September 19, 2011**Polling Day:** October 11, 2011**Date of Return:** October 17, 2011

Polling Stations		Candidates			Rejected Ballots	Total Vote	Electors on List
Locations	No.	Sandy Silver (YL)	Jorn Meier (ND)	Steve Nordick (YP)			
Dawson City	1	95	21	29	1	146	227
Dawson City	2	95	15	62	1	173	244
Dawson City	3	132	41	92	1	266	419
Dawson City	4	111	51	116	1	279	376
Dawson City	AP	97	19	105	—	221	—
Totals	5	530	147	404	4	1,085	1,319*

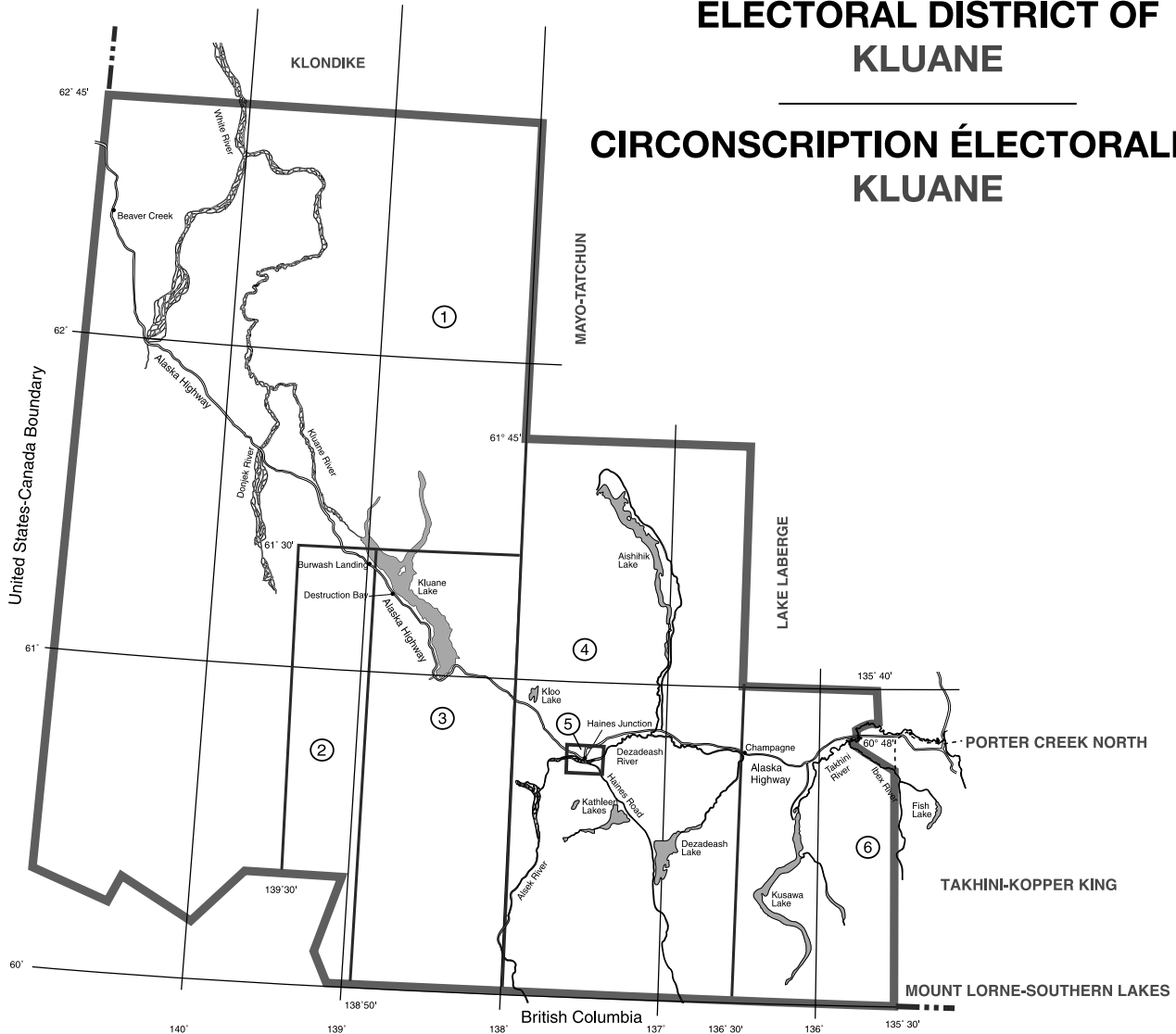
Majority for Sandy Silver (YL) over: Jorn Meier (ND), 383
Steve Nordick (YP), 126

Percentage of electors who voted: 82.26
Number of electors who were sworn in: 53
Number of electors who voted by proxy: 114
Number of electors who voted by special ballot: 68

* Includes the number of electors sworn in on polling day.

ELECTORAL DISTRICT OF KLUANE

CIRCONSCRIPTION ÉLECTORALE DE KLUANE



Polling Station • Bureau de scrutin

1 _____

5 _____

2 _____

6 _____

3 _____

4 _____

Published by the Chief Electoral Officer of Yukon 2009
Publiée par le directeur général des élections du Yukon 2009

ELECTORAL DISTRICT OF KLUANE

RESULTS BY POLL

Candidates:

Eric Stinson (ND)
Wade Istchenko (YP)
Gerald Dickson (YF)
Timothy Cant (YL)

Returning Officer: Linda Thompson

Date of Writ: September 9, 2011

Nomination Day: September 19, 2011

Polling Day: October 11, 2011

Date of Return: October 17, 2011

Polling Stations		Candidates				Rejected Ballots	Total Vote	Electors on List
Locations	No.	Eric Stinson (ND)	Wade Istchenko (YP)	Gerald Dickson (YF)	Timothy Cant (YL)			
Beaver Creek	1	22	17	7	12	—	58	75
Burwash Landing	2	5	11	12	21	—	49	71
Destruction Bay	3	10	28	0	3	—	41	49
Haines Junction	4	25	40	6	44	1	116	176
Haines Junction	5	83	65	4	64	—	216	338
Mendenhall	6	35	33	2	34	—	104	125
Haines Junction	AP	40	92	1	41	—	174	—
WGH	—	—	1	—	—	—	1	—
Totals	8	220	287	32	219	1	759	888*

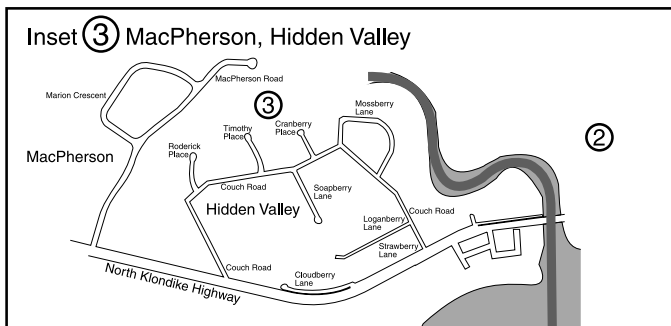
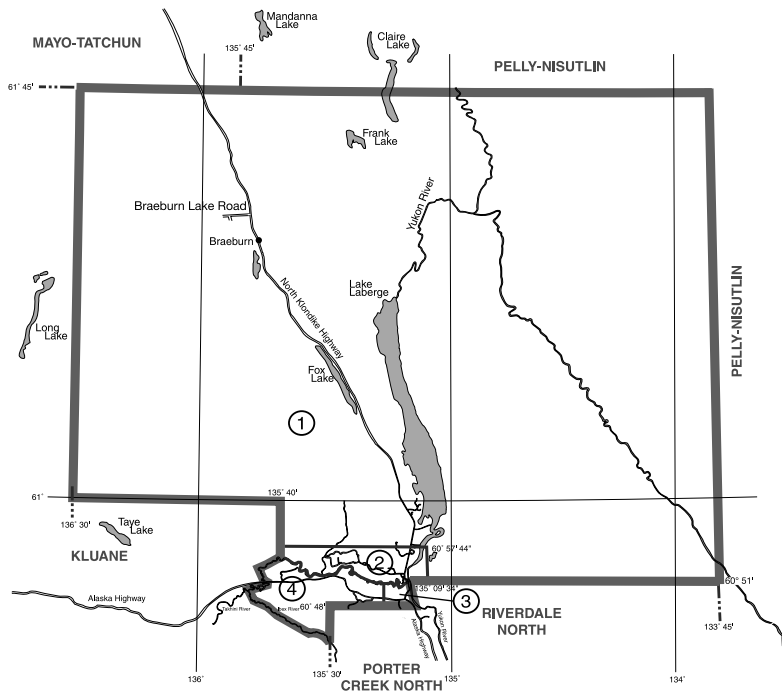
Majority for Wade Istchenko (YP) over: Eric Stinson (ND), 67
Gerald Dickson (YF), 255
Timothy Cant (YL), 68

Percentage of electors who voted: 85.47
Number of electors who were sworn in: 54
Number of electors who voted by proxy: 29
Number of electors who voted by special ballot: 24

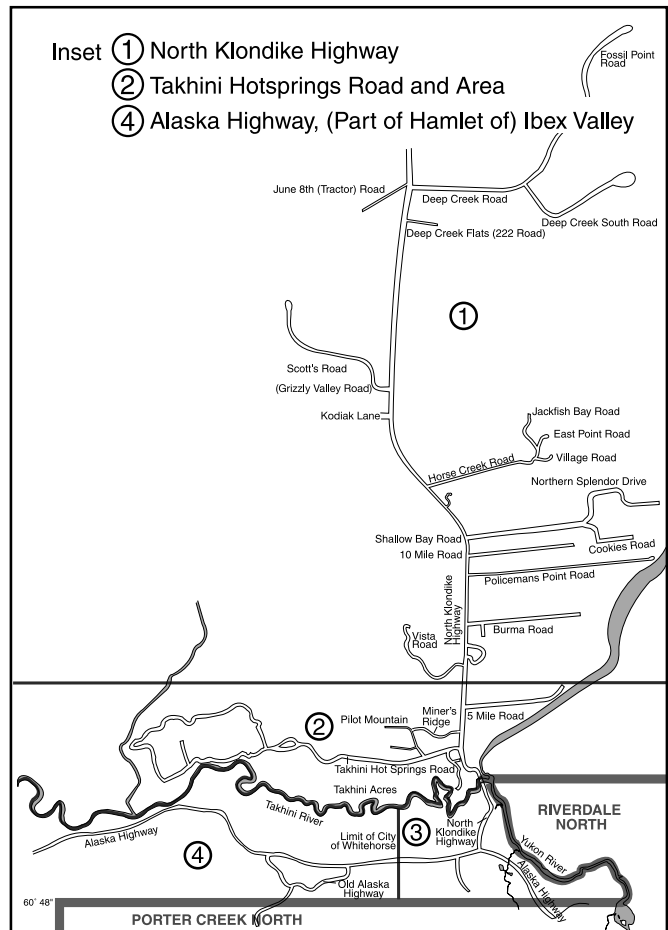
* Includes the number of electors sworn in on polling day.

ELECTORAL DISTRICT OF LAKE LABERGE

CIRCONSCRIPTION ÉLECTORALE DE LAC LABERGE



- Inset ① North Klondike Highway
 ② Takhini Hot Springs Road and Area
 ④ Alaska Highway, (Part of Hamlet of) Ibx Valley



Polling Station • Bureau de scrutin

- 1 _____
 2 _____
 3 _____
 4 _____

ELECTORAL DISTRICT OF LAKE LABERGE

RESULTS BY POLL

Candidates:

Mike Simon (YL)
Frank Turner (ND)
Brad Cathers (YP)

Returning Officer: Trish MacPherson

Date of Writ: September 9, 2011

Nomination Day: September 19, 2011

Polling Day: October 11, 2011

Date of Return: October 17, 2011

Polling Stations		Candidates			Rejected Ballots	Total Vote	Electors on List
Locations	No.	Mike Simon (YL)	Frank Turner (ND)	Brad Cathers (YP)			
Hidden Valley Elementary School	1	40	89	123	—	252	354
Hidden Valley Elementary School	2	47	94	152	4	297	405
Hidden Valley Elementary School	3	40	59	106	—	205	292
Hidden Valley Elementary School	4	19	52	60	2	133	196
Selkirk Elementary School	AP	13	36	87	1	137	—
Totals	5	159	330	528	7	1,024	1,272*

Majority for Brad Cathers (YP) over: Mike Simon (YL), 369
Frank Turner (ND), 198

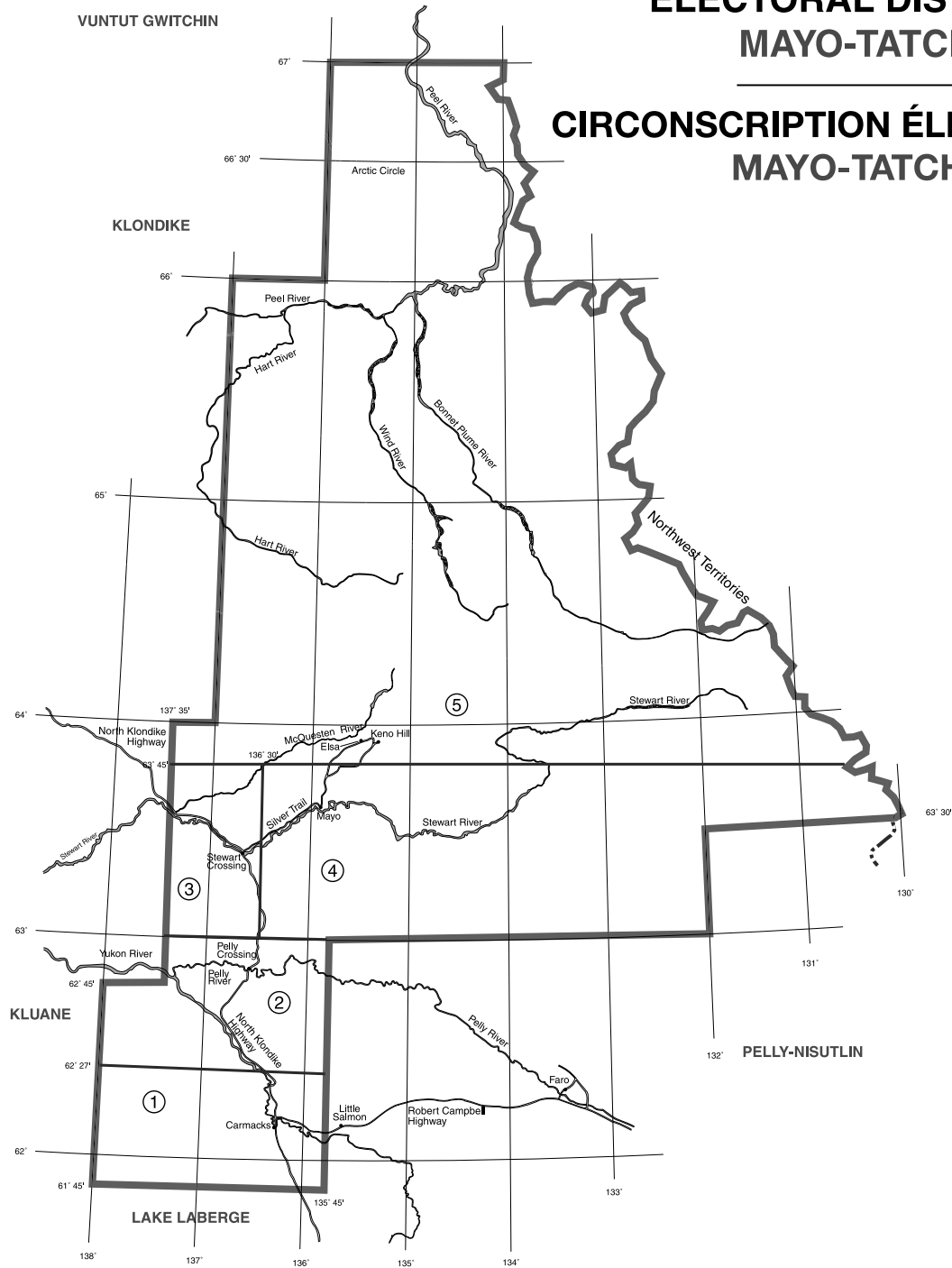
Percentage of electors who voted: 80.50
Number of electors who were sworn in: 25
Number of electors who voted by proxy: 37
Number of electors who voted by special ballot: 42

* Includes the number of electors sworn in on polling day.

VUNTUT GWITCHIN

ELECTORAL DISTRICT OF MAYO-TATCHUN

CIRCONSCRIPTION ÉLECTORALE DE MAYO-TATCHUN



Polling Station • Bureau de scrutin

1 _____

3 _____

5 _____

2 _____

4 _____

Published by the Chief Electoral Officer of Yukon 2009
Publiée par le directeur général des élections du Yukon 2009

ELECTORAL DISTRICT OF MAYO-TATCHUN

RESULTS BY POLL

Candidates:

Eric Fairclough (YL)
Jim Tredger (ND)
Elaine Wyatt (YP)

Returning Officer: Joan Ewing

Date of Writ: September 9, 2011

Nomination Day: September 19, 2011

Polling Day: October 11, 2011

Date of Return: October 17, 2011

Polling Stations		Candidates			Rejected Ballots	Total Vote	Electors on List
Locations	No.	Eric Fairclough (YL)	Jim Tredger (ND)	Elaine Wyatt (YP)			
Carmacks	1	70	35	113	1	219	332
Pelly Crossing	2	42	118	8	1	169	226
Stewart Crossing	3	6	3	8	—	17	23
Mayo	4	42	79	41	—	162	306
Keno (M-I)	5	6	5	0	—	11	16
Carmacks	AP1	6	7	24	—	37	—
Pelly Crossing	AP2	0	17	1	—	18	—
Mayo	AP3	4	12	19	—	35	—
WCC	—	5	6	—	—	11	—
Totals	9	181	282	214	2	679	916*

Majority for Jim Tredger (ND) over: Eric Fairclough (YL), 101
Elaine Wyatt (YP), 68

Percentage of electors who voted: 74.13

Number of electors who were sworn in: 13

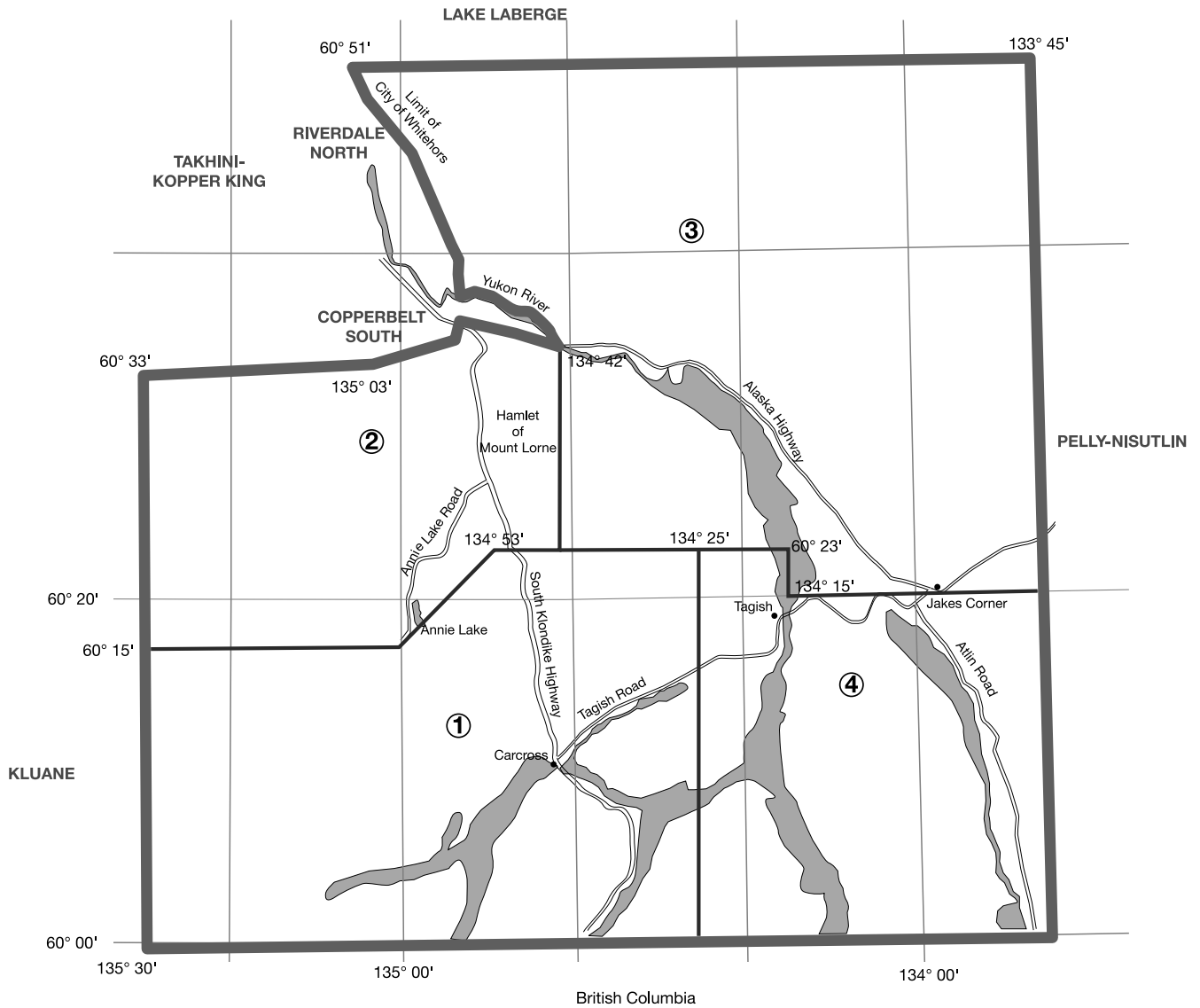
Number of electors who voted by proxy: 4

Number of electors who voted by special ballot: 3

* Includes the number of electors sworn in on polling day.

ELECTORAL DISTRICT OF MOUNT LORNE-SOUTHERN LAKES

CIRCONSCRIPTION ÉLECTORALE DE MOUNT LORNE-LACS DU SUD



Polling Station • Bureau de scrutin

1 _____

3 _____

2 _____

4 _____

Published by the Chief Electoral Officer of Yukon 2009
Publiée par le directeur général des élections du Yukon 2009

ELECTORAL DISTRICT OF MOUNT LORNE-SOUTHERN LAKES

RESULTS BY POLL

Candidates:

Ted Adel (YL)
Deborah Fulmer (YP)
Stanley James (YF)
Kevin Barr (ND)

Returning Officer: Janet Constable Rushant

Date of Writ: September 9, 2011

Nomination Day: September 19, 2011

Polling Day: October 11, 2011

Date of Return: October 17, 2011

Polling Stations		Candidates				Rejected Ballots	Total Vote	Electors on List
Locations	No.	Ted Adel (YL)	Deborah Fulmer (YP)	Stanley James (YF)	Kevin Barr (ND)			
Carcross	1	15	54	31	92	1	193	294
Carcross Cutoff/ Mount Lorne	2	25	46	7	126	1	205	375
Marsh Lake Area	3	36	143	6	106	1	292	456
Tagish	4	19	42	3	63	—	127	198
Carcross	AP1	4	40	1	48	—	93	—
Carcross Cutoff	AP2	12	68	0	53	1	134	—
WGH	—	—	2	—	—	—	2	—
WCC	—	—	—	1	—	—	1	—
Totals	8	111	395	49	488	4	1,047	1,374*

Majority for Kevin Barr (ND) over:

Ted Adel (YL), 377

Deborah Fulmer (YP), 93

Stanley James (YF), 439

Percentage of electors who voted: 76.20

Number of electors who were sworn in: 51

Number of electors who voted by proxy: 38

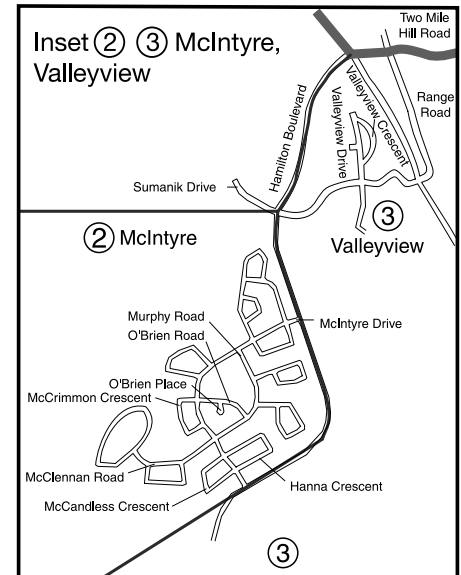
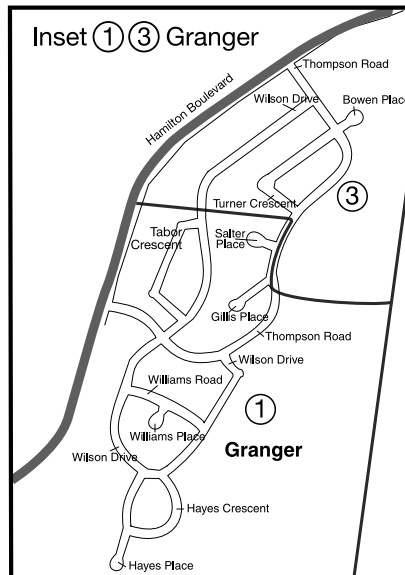
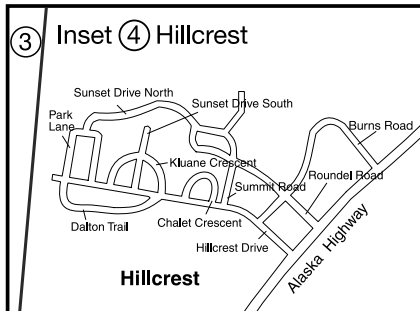
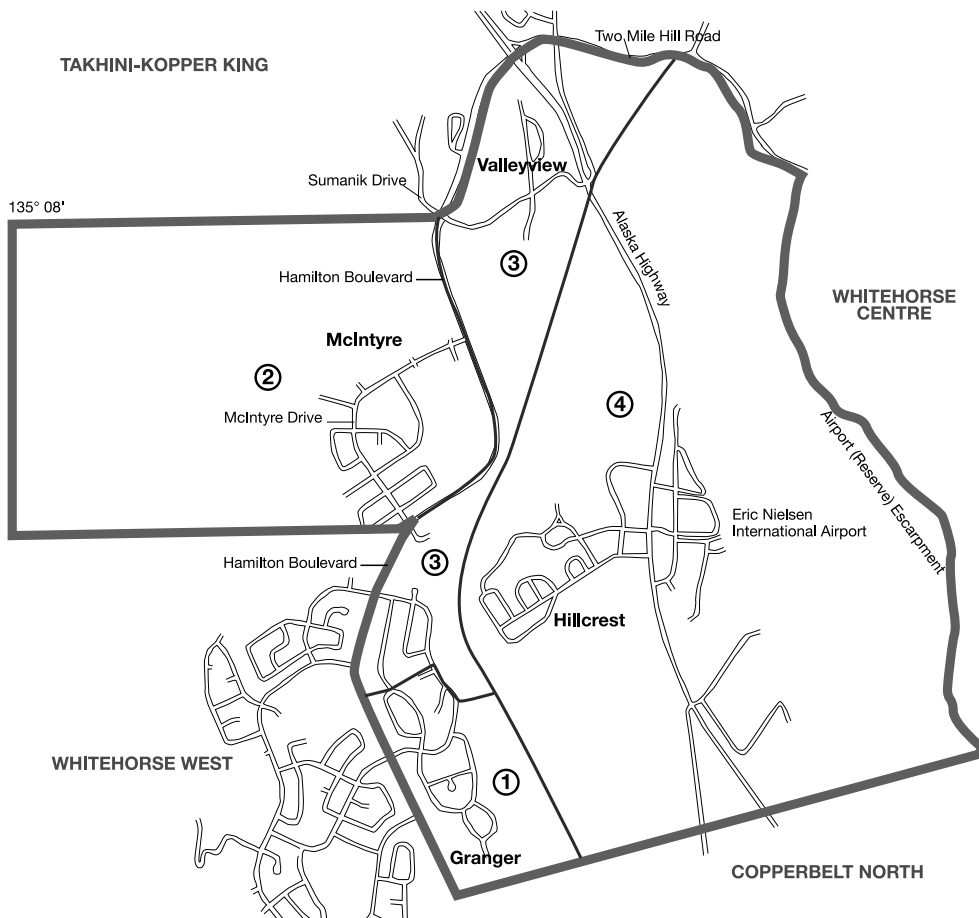
Number of electors who voted by special ballot: 7

* Includes the number of electors sworn in on polling day.

TAKHINI-KOPPER KING

ELECTORAL DISTRICT OF MOUNTAINVIEW

CIRCONSCRIPTION ÉLECTORALE DE MOUNTAINVIEW



Polling Station • Bureau de scrutin

- 1 _____
- 2 _____
- 3 _____
- 4 _____

Published by the Chief Electoral Officer of Yukon 2009
Publiée par le directeur général des élections du Yukon 2009

ELECTORAL DISTRICT OF MOUNTAINVIEW

RESULTS BY POLL

Candidates:

Dave Sloan (YL)

Stephen Dunbar-Edge (ND)

Darrell Pasloski (YP)

Returning Officer: Sue Gleason**Date of Writ:** September 9, 2011**Nomination Day:** September 19, 2011**Polling Day:** October 11, 2011**Date of Return:** October 17, 2011

Polling Stations		Candidates			Rejected Ballots	Total Vote	Electors on List
Locations	No.	Dave Sloan (YL)	Stephen Dunbar-Edge (ND)	Darrell Pasloski (YP)			
Elijah Smith Elementary School	1	67	46	148	3	264	359
Elijah Smith Elementary School	2	11	58	53	1	123	260
Elijah Smith Elementary School	3	57	91	80	2	230	356
Elijah Smith Elementary School	4	45	123	69	—	237	371
Selkirk Elementary School	AP	33	57	127	3	220	—
WGH	—	1	—	2	—	3	—
WCC	—	2	1	1	—	4	—
Totals	7	216	376	480	9	1,081	1,382*

Majority for Darrell Pasloski (YP) over: Dave Sloan (YL), 264
Stephen Dunbar-Edge (ND), 104

Percentage of electors who voted: 78.22

Number of electors who were sworn in: 36

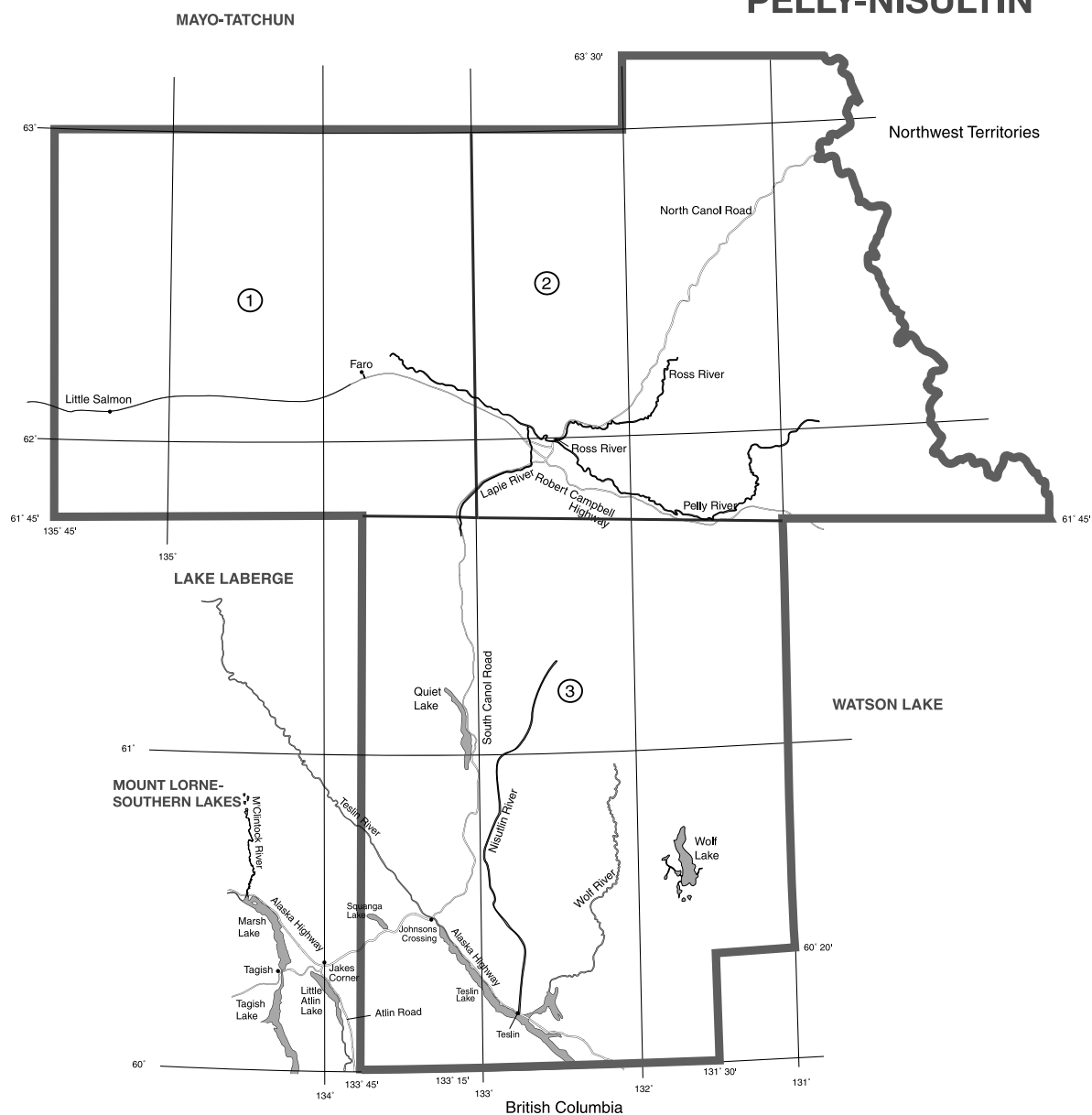
Number of electors who voted by proxy: 36

Number of electors who voted by special ballot: 22

* Includes the number of electors sworn in on polling day.

ELECTORAL DISTRICT OF PELLY-NISUTLIN

CIRCONSCRIPTION ÉLECTORALE DE PELLY-NISULTIN



Polling Station • Bureau de scrutin

1 _____ 3 _____

2 _____

Published by the Chief Electoral Officer of Yukon 2009
Publiée par le directeur général des élections du Yukon 2009

ELECTORAL DISTRICT OF PELLY-NISUTLIN

RESULTS BY POLL

Candidates:

Elvis Presley (IN)
Carol Geddes (ND)
Carl Sidney (YL)
Stacey Hassard (YP)

Returning Officer: Jay Dobson

Date of Writ: September 9, 2011

Nomination Day: September 19, 2011

Polling Day: October 11, 2011

Date of Return: October 17, 2011

Polling Stations		Candidates				Rejected Ballots	Total Vote	Electors on List
Locations	No.	Elvis Presley (IN)	Carol Geddes (ND)	Carl Sidney (YL)	Stacey Hassard (YP)			
Faro	1	10	25	22	61	—	118	235
Ross River	2	11	47	19	26	—	103	145
Teslin	3	1	69	26	115	—	211	295
Faro	AP1	1	11	3	29	—	44	—
Ross River	AP2	8	5	0	2	—	15	—
Teslin	AP3	0	20	3	42	—	65	—
WCC	—	—	1	—	—	—	1	—
Totals	7	31	178	73	275	—	557	748*

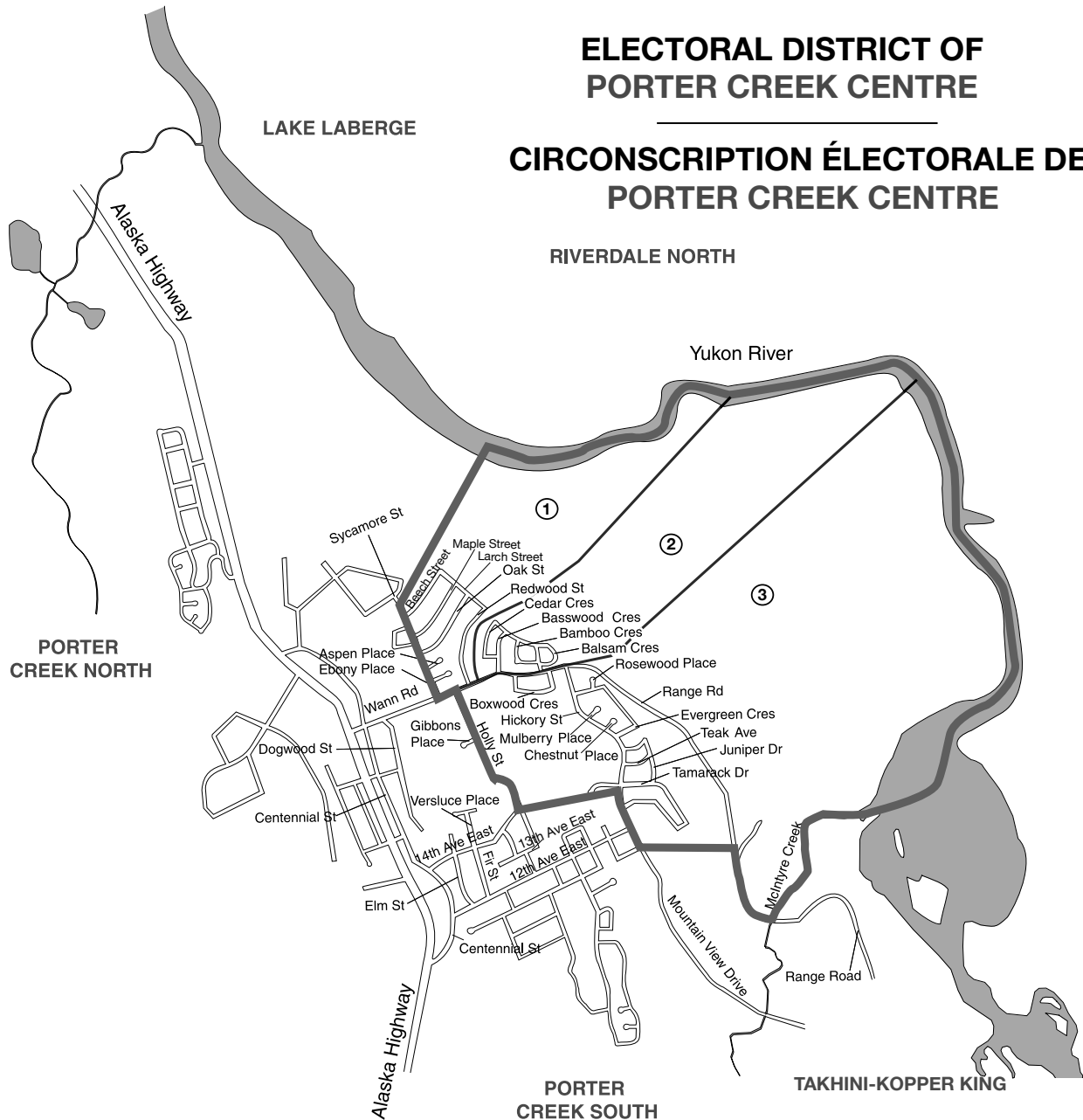
Majority for Stacey Hassard (YP) over: Elvis Presley (IN), 244
Carol Geddes (ND), 97
Carl Sidney (YL), 202

Percentage of electors who voted: 74.46
Number of electors who were sworn in: 73
Number of electors who voted by proxy: 14
Number of electors who voted by special ballot: 9

* Includes the number of electors sworn in on polling day.

ELECTORAL DISTRICT OF PORTER CREEK CENTRE

CIRCONSCRIPTION ÉLECTORALE DE PORTER CREEK CENTRE



Polling Station • Bureau de scrutin

1 _____

2 _____

3 _____

Published by the Chief Electoral Officer of Yukon 2009
Publiée par le directeur général des élections du Yukon 2009

ELECTORAL DISTRICT OF PORTER CREEK CENTRE

RESULTS BY POLL

Candidates:

David Laxton (YP)

Kerry Huff (YL)

Jean-François Des Lauriers (ND)

Returning Officer: Joanne Green**Date of Writ:** September 9, 2011**Nomination Day:** September 19, 2011**Polling Day:** October 11, 2011**Date of Return:** October 17, 2011

Polling Stations		Candidates			Rejected Ballots	Total Vote	Electors on List
Locations	No.	David Laxton (YP)	Kerry Huff (YL)	Jean-François Des Lauriers (ND)			
Holy Family Elementary School	1	108	35	50	—	193	310
Holy Family Elementary School	2	49	54	65	2	170	227
Holy Family Elementary School	3	97	135	90	5	327	505
Selkirk Elementary School	AP	44	20	24	2	90	—
WCC	—	—	1	1	—	2	—
Totals	5	298	245	230	9	782	1,055*

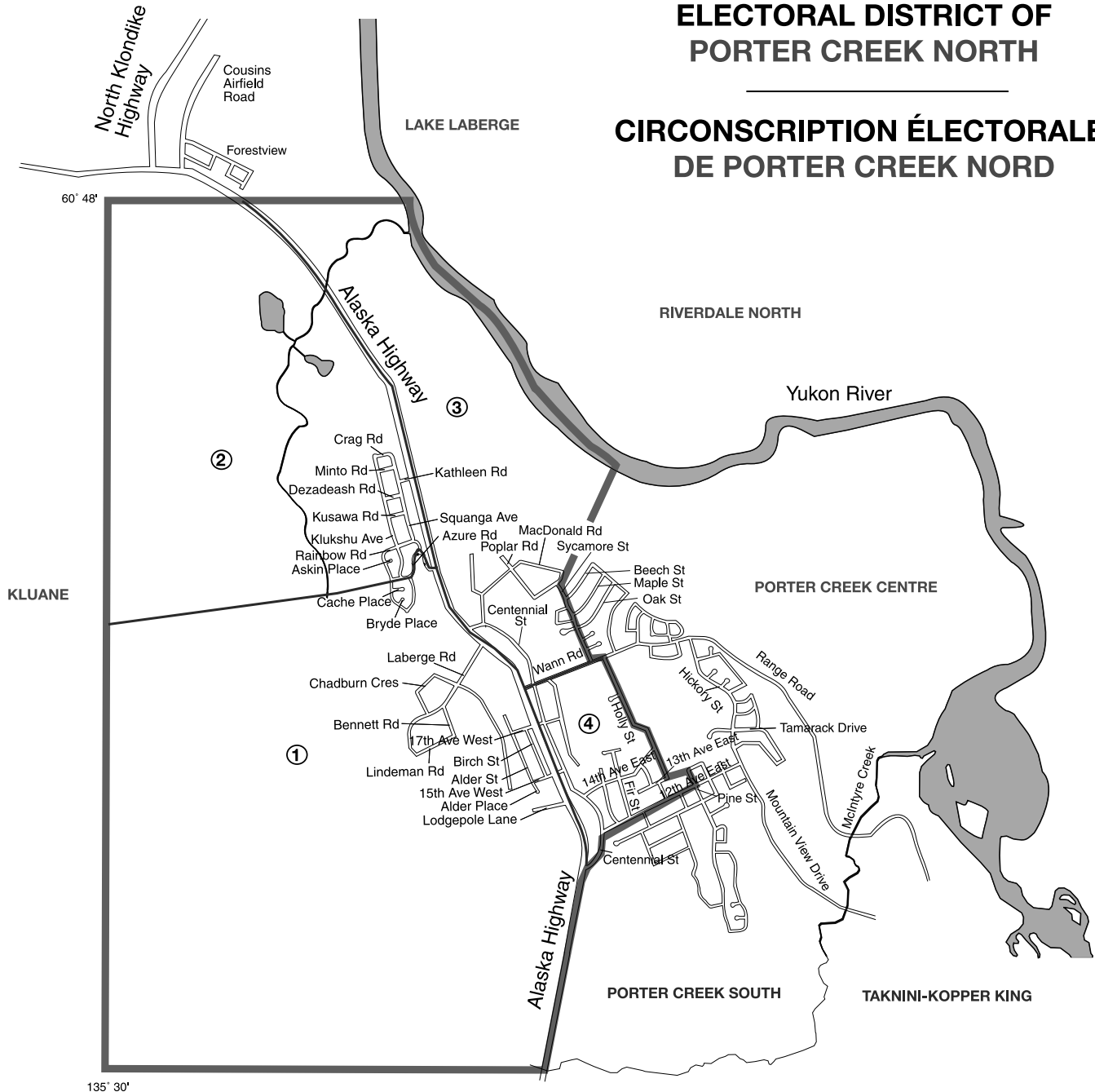
Majority for David Laxton (YP) over: Kerry Huff (YL), 53
Jean-François Des Lauriers (ND), 68

Percentage of electors who voted: 74.12
Number of electors who were sworn in: 13
Number of electors who voted by proxy: 32
Number of electors who voted by special ballot: 26

* Includes the number of electors sworn in on polling day.

ELECTORAL DISTRICT OF PORTER CREEK NORTH

CIRCONSCRIPTION ÉLECTORALE DE PORTER CREEK NORD



Polling Station • Bureau de scrutin

- 1 _____
- 2 _____
- 3 _____
- 4 _____

Published by the Chief Electoral Officer of Yukon 2009
Publiée par le directeur général des élections du Yukon 2009

ELECTORAL DISTRICT OF PORTER CREEK NORTH

RESULTS BY POLL

Candidates:

Doug Graham (YP)
Dawn Beauchemin (YL)
Mike Ivens (YG)
Mike Tribes (ND)

Returning Officer: Kathy O'Donovan

Date of Writ: September 9, 2011

Nomination Day: September 19, 2011

Polling Day: October 11, 2011

Date of Return: October 17, 2011

Polling Stations		Candidates				Rejected Ballots	Total Vote	Electors on List
Locations	No.	Doug Graham (YP)	Dawn Beauchemin (YL)	Mike Ivens (YG)	Mike Tribes (ND)			
Our Lady of Victory Church	1	77	15	12	39	2	145	259
Our Lady of Victory Church	2	88	23	30	57	3	201	327
Our Lady of Victory Church	3	60	16	15	83	—	174	358
Our Lady of Victory Church	4	117	21	10	55	2	205	321
Selkirk Elementary School	AP	58	7	1	19	—	85	—
WCC	—	—	—	1	—	—	1	—
Totals	6	400	82	69	253	7	811	1,289*

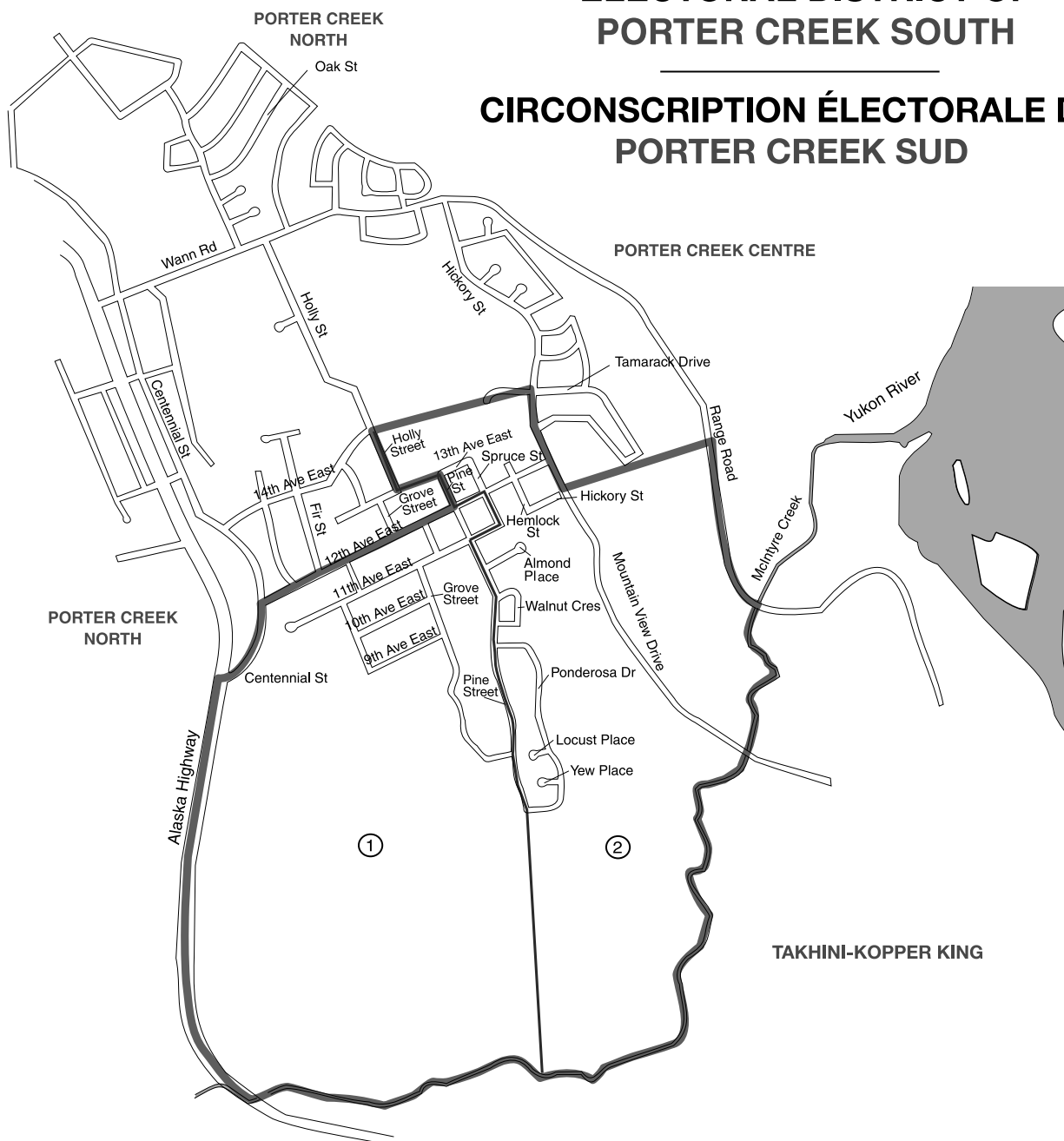
Majority for Doug Graham (YP) over: Dawn Beauchemin (YL), 318
Mike Ivens (YG), 331
Mike Tribes (ND), 147

Percentage of electors who voted: 62.92
Number of electors who were sworn in: 24
Number of electors who voted by proxy: 20
Number of electors who voted by special ballot: 10

* Includes the number of electors sworn in on polling day.

ELECTORAL DISTRICT OF PORTER CREEK SOUTH

CIRCONSCRIPTION ÉLECTORALE DE PORTER CREEK SUD



Polling Station • Bureau de scrutin

1 _____

2 _____

Published by the Chief Electoral Officer of Yukon 2009
Publiée par le directeur général des élections du Yukon 2009

ELECTORAL DISTRICT OF PORTER CREEK SOUTH

RESULTS BY POLL

Candidates:

John Carney (ND)
Mike Nixon (YP)
Don Inverarity (YL)

Returning Officer: Phyllis Fiendell

Date of Writ: September 9, 2011
Nomination Day: September 19, 2011
Polling Day: October 11, 2011
Date of Return: October 17, 2011

Polling Stations		Candidates			Rejected Ballots	Total Vote	Electors on List
		John Carney (ND)	Mike Nixon (YP)	Don Inverarity (YL)			
Locations	No.						
Jack Hulland Elementary School	1	44	94	107	1	246	386
Jack Hulland Elementary School	2	44	115	101	2	262	412
Selkirk Elementary School	AP	11	48	35	—	94	—
Totals	3	99	257	243	3	602	810*

Majority for Mike Nixon (YP) over: John Carney (ND), 158
Don Inverarity (YL), 14

Percentage of electors who voted: 74.32
Number of electors who were sworn in: 12
Number of electors who voted by proxy: 31
Number of electors who voted by special ballot: 8

* Includes the number of electors sworn in on polling day.

CIRCONSCRIPTION ÉLECTORALE DE RIVERDALE NORD



4



ELECTORAL DISTRICT OF RIVERDALE NORTH

RESULTS BY POLL

Candidates:

Scott Kent (YP)
Christie Richardson (YL)
Peter Lesniak (ND)
Kristina Calhoun (YG)

Returning Officer: Sally Stitt

Date of Writ: September 9, 2011

Nomination Day: September 19, 2011

Polling Day: October 11, 2011

Date of Return: October 17, 2011

Polling Stations		Candidates				Rejected Ballots	Total Vote	Electors on List
Locations	No.	Scott Kent (YP)	Christie Richardson (YL)	Peter Lesniak (ND)	Kristina Calhoun (YG)			
Selkirk Elementary School	1	66	75	67	5	—	213	364
Selkirk Elementary School	2	43	61	50	11	—	165	255
Selkirk Elementary School	3	76	36	38	7	—	157	304
Selkirk Elementary School	4	86	55	64	5	—	210	340
Macaulay Lodge	—	4	9	7	2	—	22	26
Selkirk Elementary School	AP	90	52	66	5	—	213	—
WGH	—	1	1	3	—	—	5	—
WCC	—	—	—	1	—	—	1	—
Totals	8	366	289	296	35	—	986	1,313*

Majority for Scott Kent (YP) over:

Christie Richardson (YL), 77

Peter Lesniak (ND), 70

Kristina Calhoun (YG), 331

Percentage of electors who voted: 75.10

Number of electors who were sworn in: 24

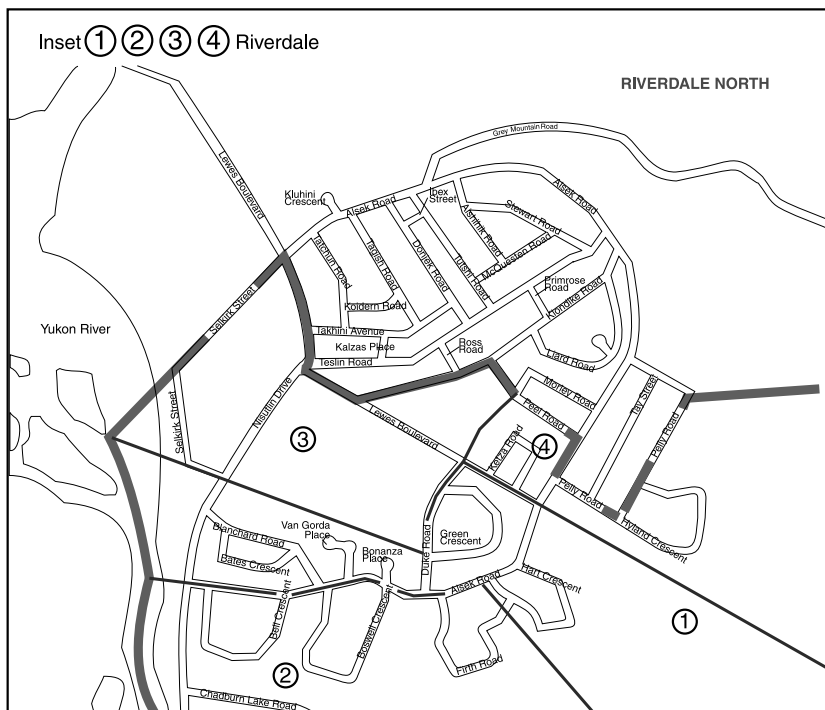
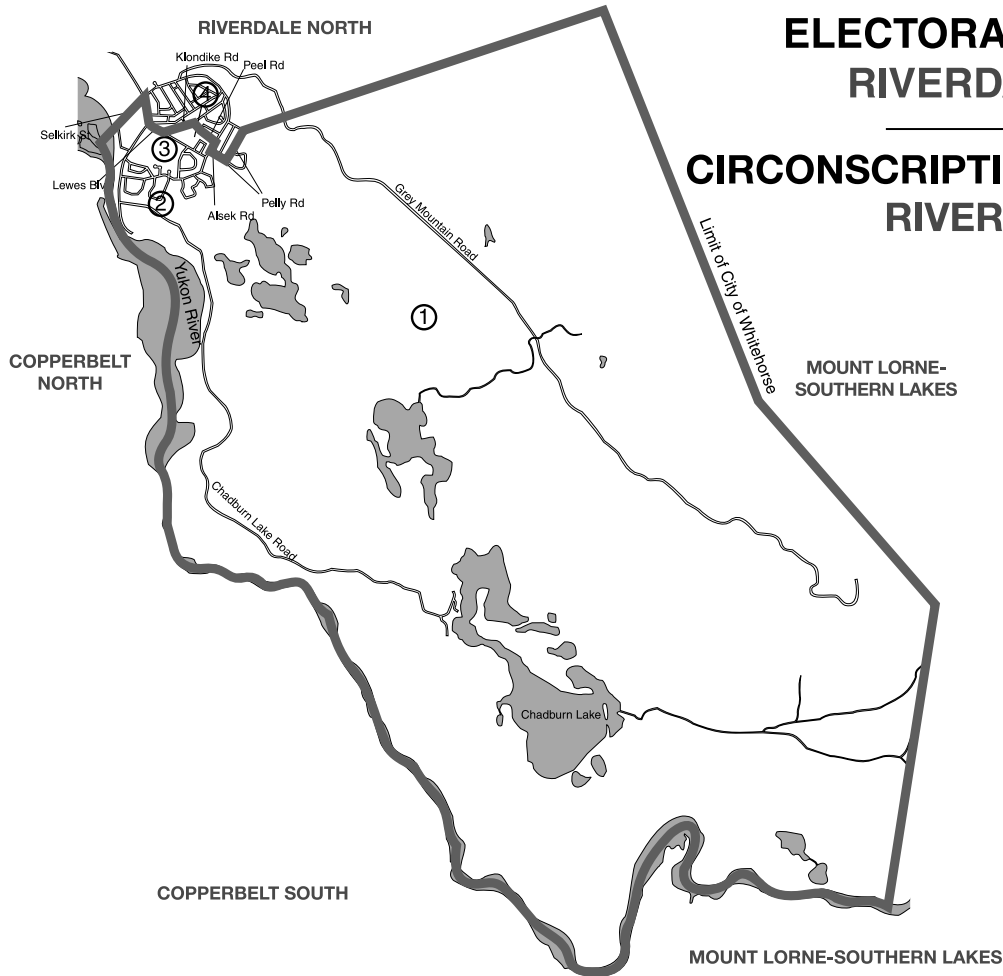
Number of electors who voted by proxy: 35

Number of electors who voted by special ballot: 22

* Includes the number of electors sworn in on polling day.

ELECTORAL DISTRICT OF RIVERDALE SOUTH

CIRCONSCRIPTION ÉLECTORALE DE RIVERDALE SUD



Polling Station • Bureau de scrutin

- 1 _____
- 2 _____
- 3 _____
- 4 _____

Published by the Chief Electoral Officer of Yukon 2009
Publiée par le directeur général des élections du Yukon 2009

ELECTORAL DISTRICT OF RIVERDALE SOUTH

RESULTS BY POLL

Candidates:

Dan Curtis (YL)
Glenn Hart (YP)
Jan Stick (ND)

Returning Officer: Joan Coxford**Date of Writ:** September 9, 2011**Nomination Day:** September 19, 2011**Polling Day:** October 11, 2011**Date of Return:** October 17, 2011

Polling Stations		Candidates			Rejected Ballots	Total Vote	Electors on List
Locations	No.	Dan Curtis (YL)	Glenn Hart (YP)	Jan Stick (ND)			
Vanier Catholic Secondary School	1	59	74	81	1	215	374
Vanier Catholic Secondary School	2	52	79	78	4	213	330
Vanier Catholic Secondary School	3	51	39	59	—	149	325
Vanier Catholic Secondary School	4	71	57	79	2	209	330
Selkirk Elementary School	AP	40	64	81	2	187	—
WGH	—	—	—	1	—	1	—
WCC	—	1	1	1	—	3	—
Totals	7	274	314	380	9	977	1,387*

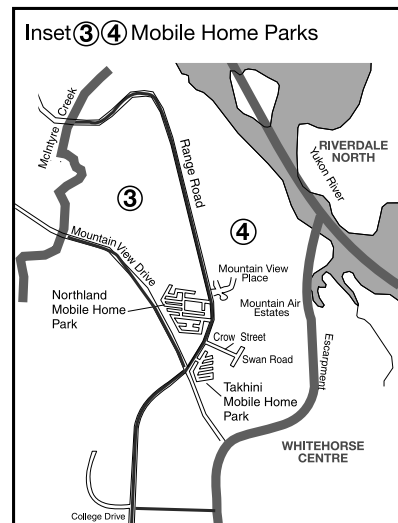
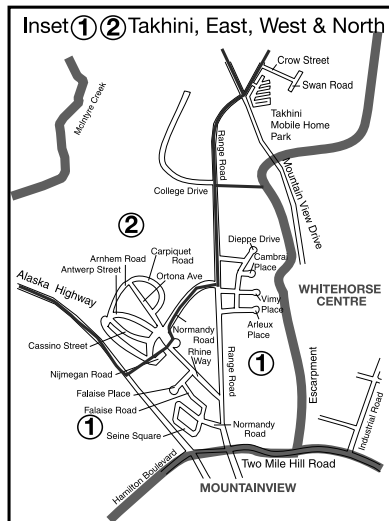
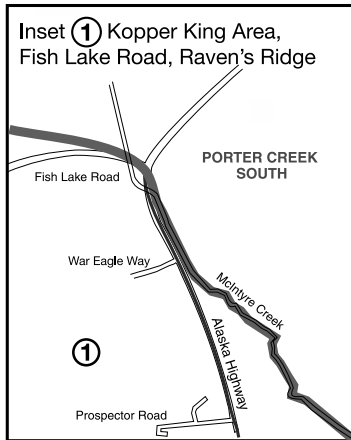
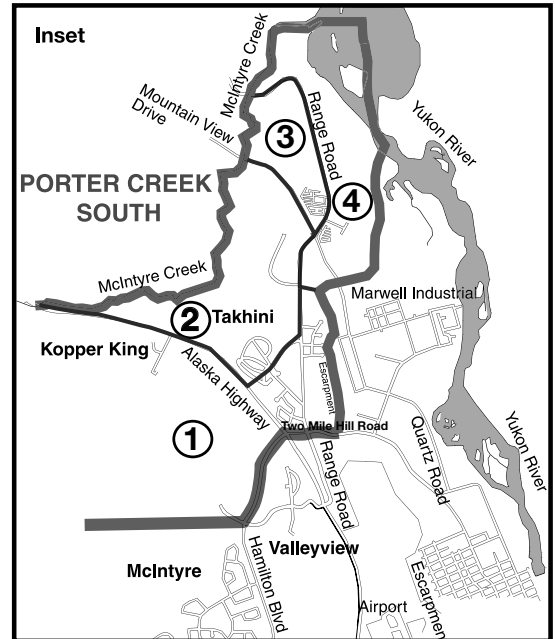
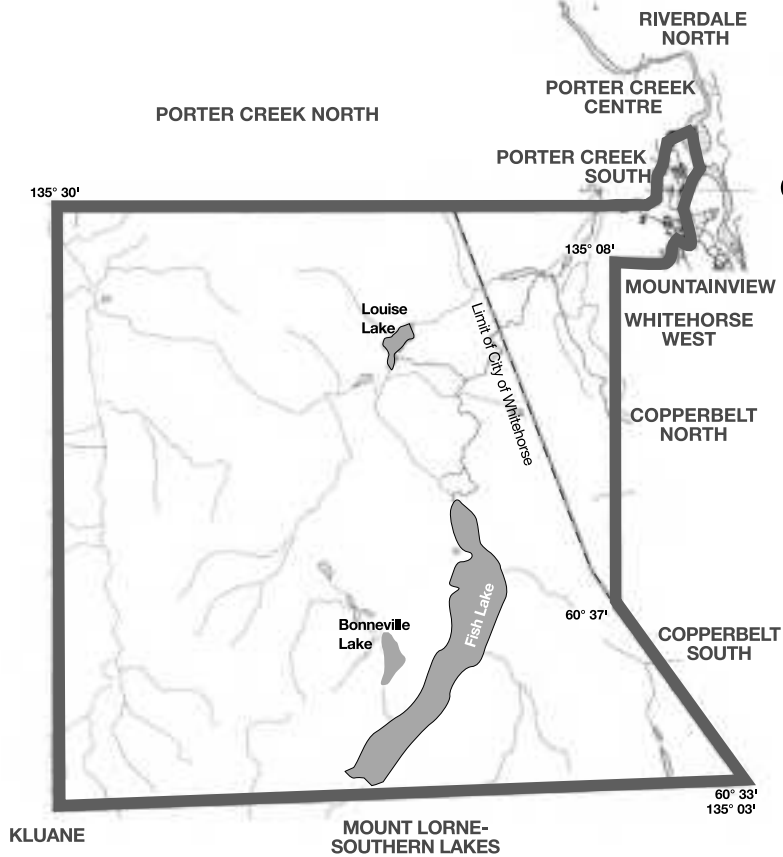
Majority for Jan Stick (ND) over: Dan Curtis (YL), 106
Glenn Hart (YP), 66

Percentage of electors who voted: 70.44
Number of electors who were sworn in: 28
Number of electors who voted by proxy: 32
Number of electors who voted by special ballot: 17

* Includes the number of electors sworn in on polling day.

ELECTORAL DISTRICT OF TAKHINI-KOPPER KING

CIRCONSCRIPTION ÉLECTORALE DE TAKHINI-KOPPER KING



Polling Station • Bureau de scrutin

- | | |
|---------|---------|
| 1 _____ | 3 _____ |
| 2 _____ | 4 _____ |

ELECTORAL DISTRICT OF TAKHINI-KOPPER KING

RESULTS BY POLL

Candidates:

Cherish Clarke (YL)

Kate White (ND)

Samson Hartland (YP)

Returning Officer: Linda Hilton**Date of Writ:** September 9, 2011**Nomination Day:** September 19, 2011**Polling Day:** October 11, 2011**Date of Return:** October 17, 2011

Polling Stations		Candidates			Rejected Ballots	Total Vote	Electors on List
Locations	No.	Cherish Clarke (YL)	Kate White (ND)	Samson Hartland (YP)			
Takhini Elementary School	1	78	198	100	1	377	587
Takhini Elementary School	2	30	69	40	1	140	220
Takhini Elementary School	3	24	57	48	—	129	276
Takhini Elementary School	4	65	77	66	—	208	432
Selkirk Elementary School	AP	25	56	61	—	142	—
WGH	—	1	—	1	—	2	—
WCC	—	1	1	—	1	3	—
Totals	7	224	458	316	3	1,001	1,552*

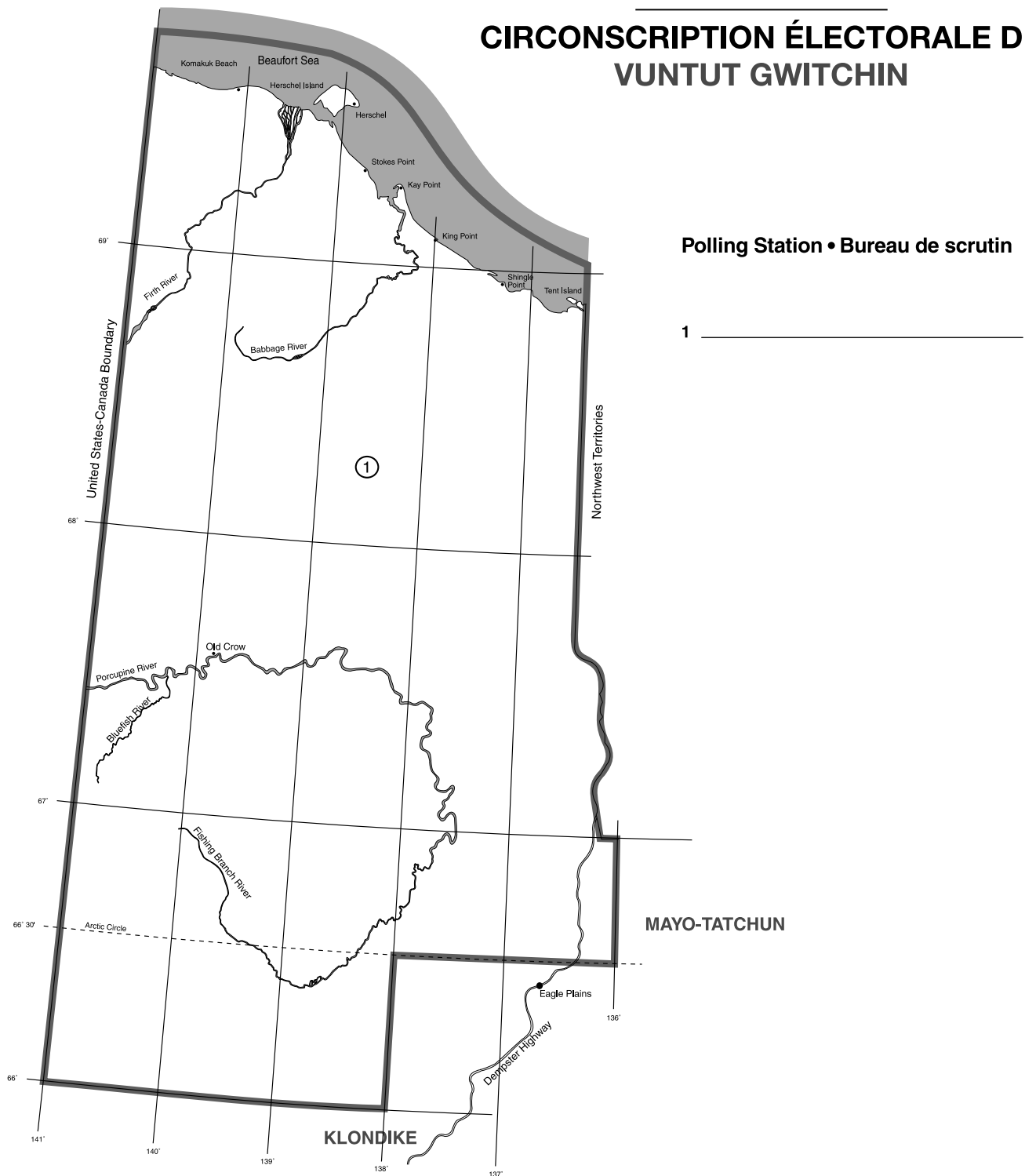
Majority for Kate White (ND) over: Cherish Clarke (YL), 234
Samson Hartland (YP), 142

Percentage of electors who voted: 64.50
Number of electors who were sworn in: 37
Number of electors who voted by proxy: 19
Number of electors who voted by special ballot: 31

* Includes the number of electors sworn in on polling day.

ELECTORAL DISTRICT OF VUNTUT GWITCHIN

CIRCONSCRIPTION ÉLECTORALE DE VUNTUT GWITCHIN



Published by the Chief Electoral Officer of Yukon 2009
Publiée par le directeur général des élections du Yukon 2009

ELECTORAL DISTRICT OF VUNTUT GWITCHIN

RESULTS BY POLL

Candidates:

Garry Njootli (YP)

Darius Elias (YL)

Returning Officer: Renée Charlie**Date of Writ:** September 9, 2011**Nomination Day:** September 19, 2011**Polling Day:** October 11, 2011**Date of Return:** October 17, 2011

Polling Stations		Candidates		Rejected Ballots	Total Vote	Electors on List
Locations	No.	Garry Njootli (YP)	Darius Elias (YL)			
Old Crow	1	24	51	—	75	145
Old Crow	AP	27	42	—	69	—
WCC	—	1	—	—	1	—
Totals	3	52	93	—	145	154*

Majority for Darius Elias (YL) over: Garry Njootli (YP), 41

Percentage of electors who voted: 94.15

Number of electors who were sworn in: 9

Number of electors who voted by proxy: 0

Number of electors who voted by special ballot: 12

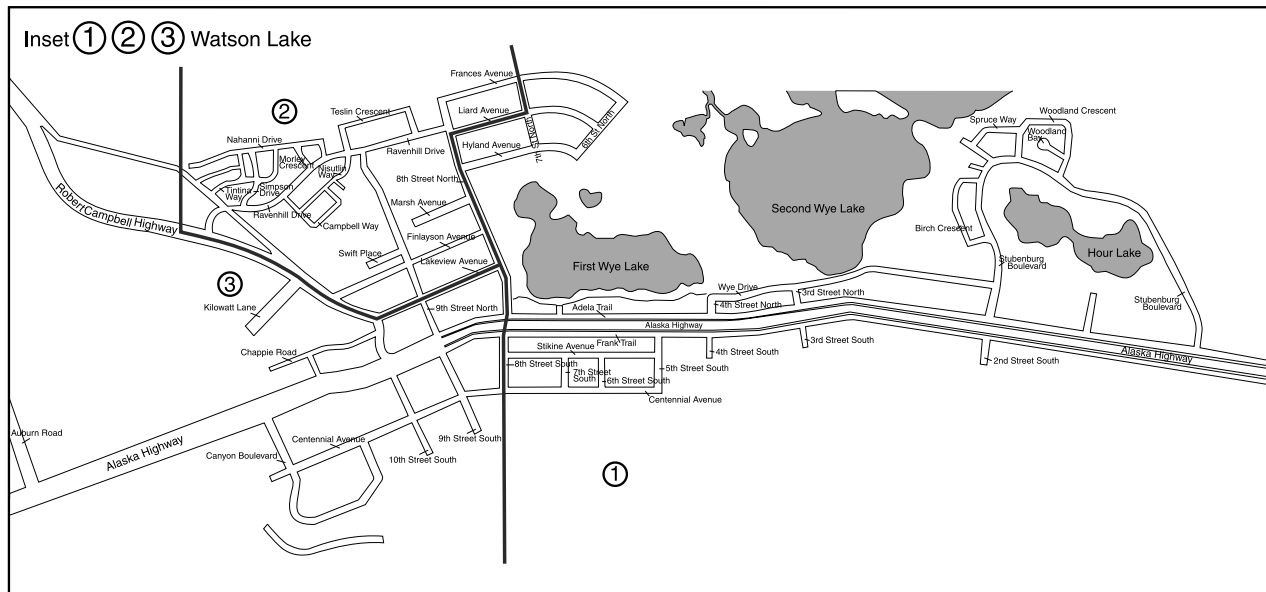
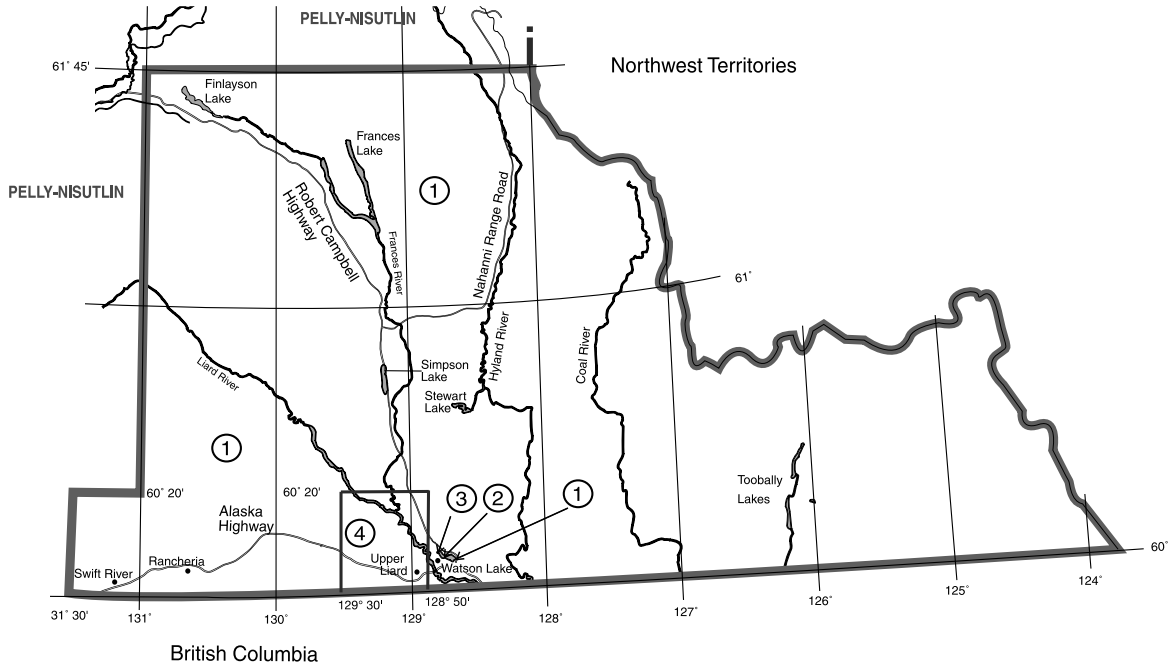
* Includes the number of electors sworn in on polling day.

Polling Station • Bureau de scrutin

- 1 _____
- 2 _____
- 3 _____
- 4 _____

ELECTORAL DISTRICT OF WATSON LAKE

CIRCONSCRIPTION ÉLECTORALE DE WATSON LAKE



Published by the Chief Electoral Officer of Yukon 2009
Publiée par le directeur général des élections du Yukon 2009

ELECTORAL DISTRICT OF WATSON LAKE

RESULTS BY POLL

Candidates:

Thomas Slager (YL)
Patti McLeod (YP)
Liard McMillan (ND)
Patricia Gilhooly (IN)

Returning Officer: Laurel Cole

Date of Writ: September 9, 2011

Nomination Day: September 19, 2011

Polling Day: October 11, 2011

Date of Return: October 17, 2011

Polling Stations		Candidates				Rejected Ballots	Total Vote	Electors on List
Locations	No.	Thomas Slager (YL)	Patti McLeod (YP)	Liard McMillan (ND)	Patricia Gilhooly (IN)			
Watson Lake	1	37	66	36	17	—	156	254
Watson Lake	2	65	55	43	10	—	173	232
Watson Lake	3	21	43	65	4	—	133	161
Watson Lake	4	7	20	38	1	—	66	117
Watson Lake	AP	35	92	59	15	—	201	—
WCC	—	—	—	1	1	—	2	—
Totals	6	165	276	242	48	—	731	845*

Majority for Patti McLeod (YP) over: Thomas Slager (YL), 111
Liard McMillan (ND), 34
Patricia Gilhooly (IN), 228

Percentage of electors who voted: 86.51
Number of electors who were sworn in: 81
Number of electors who voted by proxy: 33
Number of electors who voted by special ballot: 9

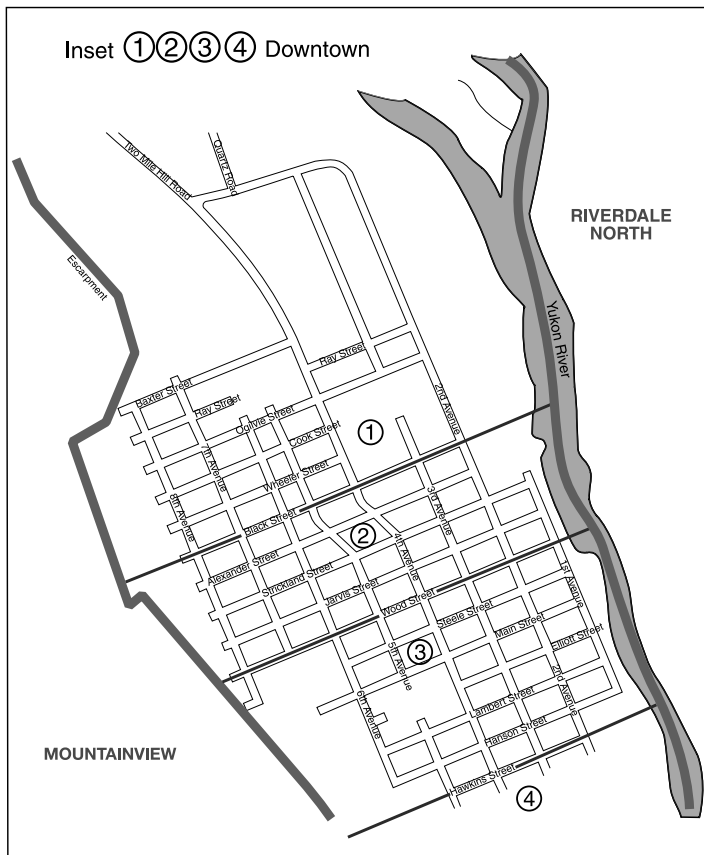
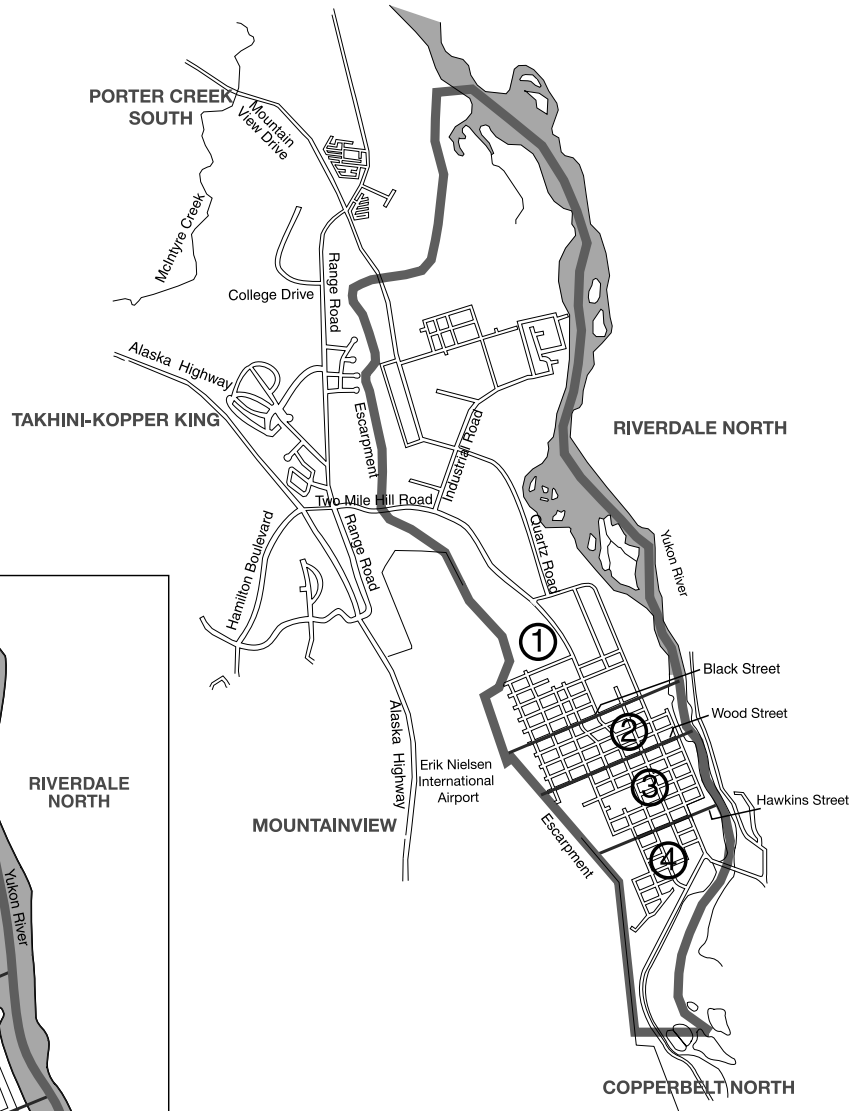
* Includes the number of electors sworn in on polling day.

ELECTORAL DISTRICT OF WHITEHORSE CENTRE

CIRCONSCRIPTION ÉLECTORALE DE WHITEHORSE CENTRE

Polling Station • Bureau de scrutin

- 1 _____
- 2 _____
- 3 _____
- 4 _____



Published by the Chief Electoral Officer of Yukon 2009
Publiée par le directeur général des élections du Yukon 2009

ELECTORAL DISTRICT OF WHITEHORSE CENTRE

RESULTS BY POLL

Candidates:

Liz Hanson (ND)
Marian C. Horne (YP)
Patrick Singh (YL)

Returning Officer: Frances Landreth

Date of Writ: September 9, 2011

Nomination Day: September 19, 2011

Polling Day: October 11, 2011

Date of Return: October 17, 2011

Polling Stations		Candidates			Rejected Ballots	Total Vote	Electors on List
Locations	No.	Liz Hanson (ND)	Marian C. Horne (YP)	Patrick Singh (YL)			
Westmark Whitehorse	1	111	35	18	3	167	321
Westmark Whitehorse	2	126	41	25	5	197	342
Westmark Whitehorse	3	105	48	30	4	187	293
Westmark Whitehorse	4	73	36	19	1	129	245
Selkirk Elementary School	AP	105	41	12	2	160	—
WGH	—	2	1	—	—	3	—
WCC	—	3	—	—	—	3	—
Totals	7	525	202	104	15	846	1,249*

Majority for Liz Hanson (ND) over: Marian C. Horne (YP), 323
Patrick Singh (YL), 421

Percentage of electors who voted: 67.73

Number of electors who were sworn in: 48

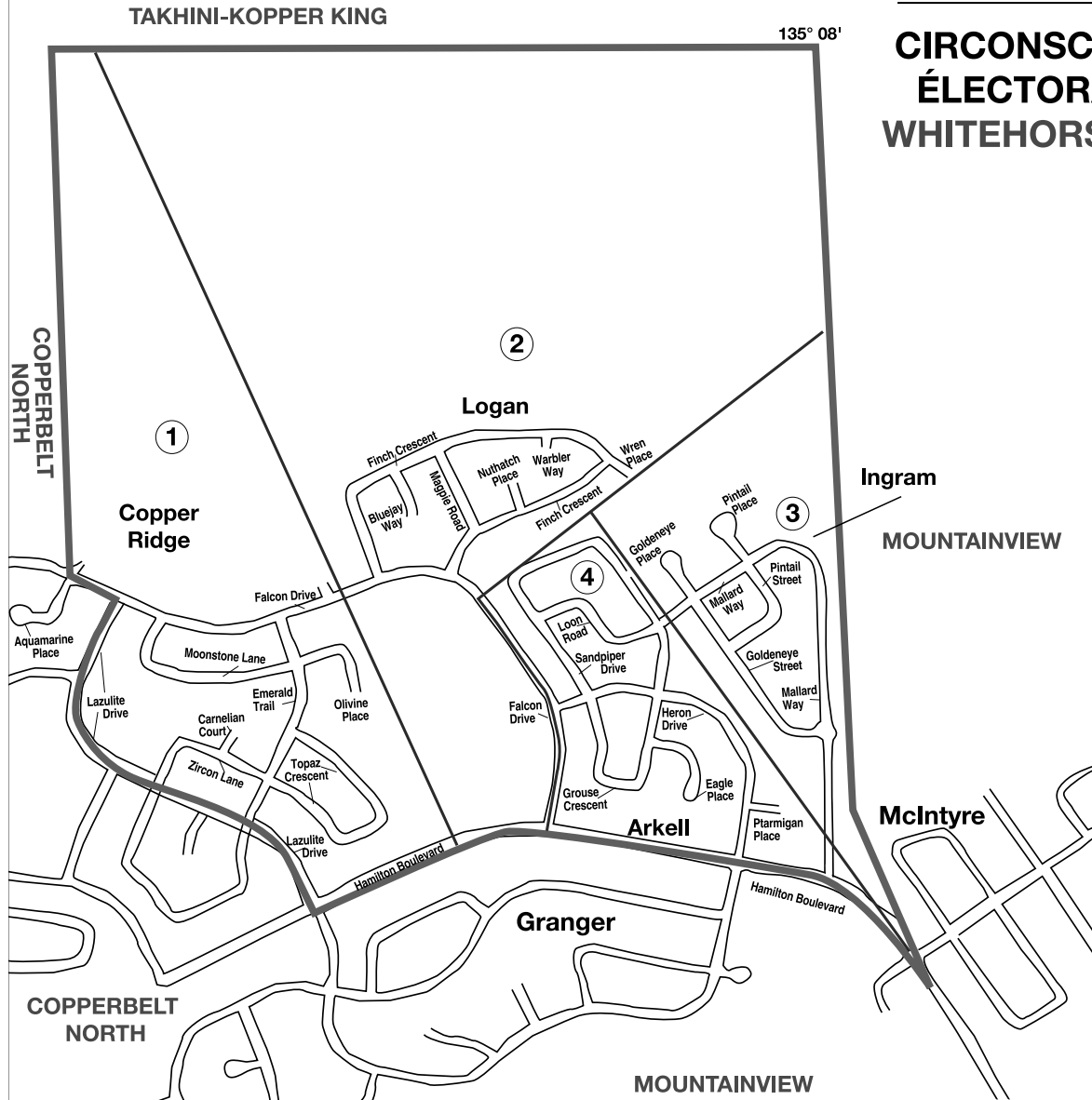
Number of electors who voted by proxy: 22

Number of electors who voted by special ballot: 27

* Includes the number of electors sworn in on polling day.

ELECTORAL DISTRICT OF WHITEHORSE WEST

CIRCONSCRIPTION ÉLECTORALE DE WHITEHORSE OUEST



Polling Station • Bureau de scrutin

1 _____

3 _____

2 _____

4 _____

Published by the Chief Electoral Officer of Yukon 2009
Publiée par le directeur général des élections du Yukon 2009

ELECTORAL DISTRICT OF WHITEHORSE WEST

RESULTS BY POLL

Candidates:

Elaine Taylor (YP)
Louis R. Gagnon (ND)
Cully Robinson (YL)

Returning Officer: Ada Rienks**Date of Writ:** September 9, 2011**Nomination Day:** September 19, 2011**Polling Day:** October 11, 2011**Date of Return:** October 17, 2011

Polling Stations		Candidates			Rejected Ballots	Total Vote	Electors on List
Locations	No.	Elaine Taylor (YP)	Louis R. Gagnon (ND)	Cully Robinson (YL)			
École Émilie-Tremblay	1	173	30	61	2	266	373
École Émilie-Tremblay	2	104	31	86	1	222	283
École Émilie-Tremblay	3/4	97	23	52	1	173	275
Selkirk Elementary School	AP	48	10	10	—	68	—
Totals	4	422	94	209	4	729	961*

Majority for Elaine Taylor (YP) over: Louis R. Gagnon (ND), 328
Cully Robinson (YL), 213

Percentage of electors who voted: 75.86
Number of electors who were sworn in: 30
Number of electors who voted by proxy: 8
Number of electors who voted by special ballot: 13

* Includes the number of electors sworn in on polling day.

