



# Specifications

F.O.B St. Louis, Missouri 63102



316S-3060-5R

### OPTIONS:

- Drawers, standard on roller slides, stainless (185) or galvanized (186) liner, S/S face plate
- Drawers, deluxe on ball-bearing roller slides, stainless (177) or galvanized (176) liner, S/S face plate
- Lock (cylinder) and key for drawer - **LK**
- Tiers of drawers - **731** (S/S in & out), **732** (galv in S/S out)
- Intermediate shelves, galvanized or stainless steel
- Overhead shelves, specify 14, 16 or 18 gauge - **1056**
- Pan racks, table, wall or ceiling mounted
- Casters, swivel, two w/locks, 5" diameter rubber tires - **CAWT** or **CAWT-LK**
- Sinks, specify standard size Supreme and Deluxe tables only - **180SP, 181SP, 182SP, 184SP**
- Bullet feet, stainless steel - **SS-FEETSP**
- Special height legs - **SP-HT-LEGSSP**
- Tubular cross rails - **T**

### AGENCY LISTING:



**DUKE MANUFACTURING CO.**  
2305 N. Broadway  
St. Louis, MO 63102

800.735.3853 Toll Free  
314.231.1130 In Missouri  
314.231.5074 Fax  
www.dukemfg.com

### Approval Stamp(s):

### PRODUCT INFORMATION:

PROJECT: \_\_\_\_\_  
ITEM: \_\_\_\_\_  
QUANTITY: \_\_\_\_\_

MODEL:

### Duke Worktables - 4.59" Riser w/1" at 90° Return

- Supreme - 314 Series** 14 gauge, 300 Series stainless steel tops  
Bull nose front  
Square sides
- Deluxe - 316 Series** 16 gauge, 300 Series stainless steel tops  
Bull nose front  
Square sides
- Standard - 416 Series** 16 gauge, 400 Series stainless steel tops  
Bull nose front  
Square sides

### TOP:

- 300 or 400 Series, 14 or 16 gauge stainless steel, as specified
- 4.59" riser w/1" at 90° return
- Bull nose front
- (2) galvanized hat channels
- Vinyl cushion between channels and underside of top

### ADJUSTABLE UNDERSHELF:

- Heavy gauge galvanized OR stainless steel, as specified
- Die-formed corners
- Set screws to lock in place

### LEGS:

- 1-5/8" diameter, stainless steel or galvanized tubular leg, as specified
- Non-marking, non-corrosive, adjustable plastic bullet feet for galvanized legs
- Stainless steel feet for stainless steel legs
- Galvanized leg sockets welded to hat channels

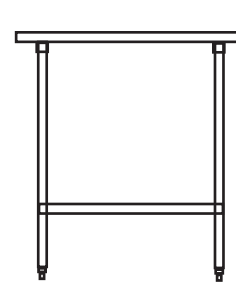
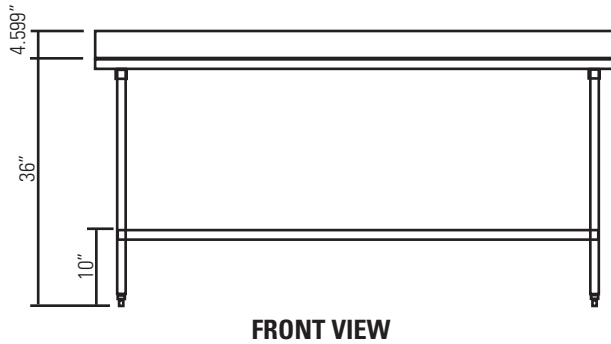
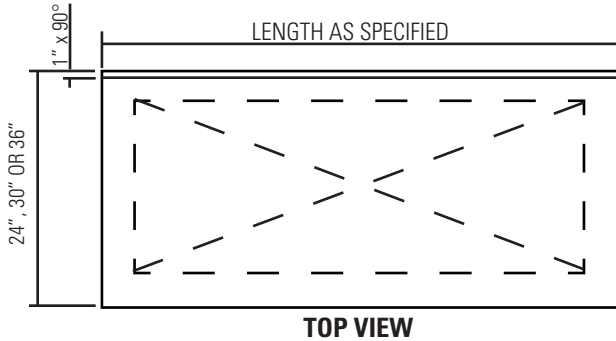
### SHORT FORM SPECIFICATIONS:

**Duke Worktables - 4.59" Riser.** Top shall be constructed of 300 or 400 Series, 14, or 16 gauge stainless steel. Bull nose top, front, with square sides. 4.59" riser in back. Top supported by two (2) galvanized, heavy gauge hat channels with provisions to mount a drawer. Vinyl cushion between channels and underside of top for sound-deadening. Adjustable undershelf shall be of heavy gauge stainless or galvanized steel, which locks in place with set screws at any height. If adjusted to less than 6" from floor, tables will **NOT** be NSF approved. Undershelf to have reinforced castings. 1-5/8" diameter legs to have galvanized leg sockets welded to hat channels. Galvanized legs to have plastic bullet feet; stainless steel legs to have stainless steel feet. Tables 96" or longer to have 6 legs. Shipped knocked down for quick, easy assembly.

# Aerohot®

## DUKE WORKTABLES 4.59" RISER W/1" AT 90° RETURN

- ❑ **Supreme - 314 Series** 14 gauge, 300 Series stainless steel tops  
Bull nose - front, Square sides
- ❑ **Deluxe - 316 Series** 16 gauge, 300 Series stainless steel tops  
Bull nose - front, Square sides
- ❑ **Standard - 416 Series** 16 gauge, 300 Series stainless steel tops  
Bull nose - front, Square sides



Specify length and width of table when ordering:  
**EX: 314S-2424-5R** = 14 gauge, 300 Series stainless table, with stainless undershelf, legs and feet. 24" width x 24" length, 4.59" riser "S" in model number denotes stainless steel undershelf, legs and feet.

**EX: xxS-xxx**  
 Model number without "S" denotes galvanized undershelf, legs and feet "T" prefix denotes tubular base.

**DIMENSIONS:** All tables 36" / 91.4 cm high

Freight Class: 70

Length		Model Numbers								
		Supreme			Deluxe			Standard		
in.	cm	24"W	30"W	36"W	24"W	30"W	36"W	24"W	30"W	36"W
24	61.0	314-2424-5R	314-3024-5R	n/a	316-2424-5R	316-3024-5R	n/a	416-2424-5R	416-3024-5R	n/a
30	76.8	314-2430-5R	314-3030-5R	n/a	316-2430-5R	316-3030-5R	n/a	416-2430-5R	416-3030-5R	n/a
36	91.4	314-2436-5R	314-3036-5R	314-3636-5R	316-2436-5R	316-3036-5R	316-3636-5R	416-2436-5R	416-3036-5R	416-3636-5R
48	122.9	314-2448-5R	314-3048-5R	314-3648-5R	316-2448-5R	316-3048-5R	316-3648-5R	416-2448-5R	416-3048-5R	416-3648-5R
60	152.4	314-2460-5R	314-3060-5R	314-3660-5R	316-2460-5R	316-3060-5R	316-3660-5R	416-2460-5R	416-3060-5R	416-3660-5R
72	182.9	314-2472-5R	314-3072-5R	314-3672-5R	316-2472-5R	316-3072-5R	316-3672-5R	416-2472-5R	416-3072-5R	416-3672-5R
84	213.4	314-2484-5R	314-3084-5R	314-3684-5R	316-2484-5R	316-3084-5R	316-3684-5R	416-2484-5R	416-3084-5R	416-3684-5R
96	243.8	314-2496-5R	314-3096-5R	314-3696-5R	316-2496-5R	316-3096-5R	316-3696-5R	416-2496-5R	416-3096-5R	416-3696-5R
108	274.3	314-24108-5R	314-30108-5R	314-36108-5R	316-24108-5R	316-30108-5R	316-36108-5R	416-24108-5R	416-30108-5R	416-36108-5R
120	304.8	314-24120-5R	314-30120-5R	314-36120-5R	316-24120-5R	316-30120-5R	316-36120-5R	416-24120-5R	416-30120-5R	416-36120-5R
132	335.3	314-24132-5R	314-30132-5R	314-36132-5R	316-24132-5R	316-30132-5R	316-36132-5R	416-24132-5R	416-30132-5R	416-36132-5R
144	365.8	314-24144-5R	314-30144-5R	314-36144-5R	316-24144-5R	316-30144-5R	316-36144-5R	416-24144-5R	416-30144-5R	416-36144-5R



**DUKE MANUFACTURING CO.**

2305 N. Broadway  
 St. Louis, MO 63102

800.735.3853 Toll Free  
 800.231.1130 In Missouri  
 314.231.5074 Fax  
 www.dukemfg.com