

## Grade 1 Weekly Planner 2016

Date: Monday 1 - Friday 5 February

**Theme: Weather** – The weather and us. How does the weather effect what we do, what we wear, what we eat.

The following week our theme will be **"All about me"**. The children will need to present an oral about them. They will get a booklet called "I am Special" to complete for homework throughout this week, that will help them remember their facts. The Children need to prepare well next weekend, focusing on: Voice projection, eye contact, correct grammar usage and interesting content.



### Reading:





There are still a few children who have not brought a picture of their parent/s to school. This makes our teaching a little tricky! Please try and make a plan.

**3rd Sentence: Look at my friend and I.** Practise reading the sentences in the "Reading is Fun" Book from Monday. Thank you to the parents that have cut out the word cards. These words need to come to school everyday as we use them during

group lessons to build sentences. They will receive their Word wall with all the words that we will be assessing this term.

**Phonics/Spelling** - We'll be doing our 2<sup>nd</sup> vowel next week – "e." This sound is found at the beginning of words like **e**gg and **e**ntrance but it is more common in the middle of words like **p**et and **t**en.



**Handwriting:** We'll start the "bunny hop"  next week. Make sure you start at the top and move downwards first. We say: Down up bump, up bump, up bump. Please practise this pattern at home in fun, creative ways. Use bath crayons or shaving cream on the tiles in the bathroom, Draw the pattern in the sand or on someone's back.

### Maths:

We'll be comparing groups of numbers in order to discover which set has more/less or the same amount. Children find this quite easy but the tricky part comes when you ask: How many more/less?

**Numbers:** Introducing **Three**. Children need to form the number correctly and practice writing the words one and two as well. We will be brainstorming words with the numerical prefix tri meaning three. For example triangle, triceratops, trio, etc.



**Days of the week:** Children need to practise the days of the week in the correct order. Ask questions like what comes before Wednesday? What comes after Friday? What comes between Sunday and Tuesday?

**Problem solving:** We will be sending home some examples of what they are doing in the class home on Wednesday.

### Take note:

- A HUGE THANK YOU to all the parents for sending in treats and tissues.
- Civvies may be worn on birthdays.
- We would like to ask a special favour. The Grade 1L and Grade 1F class has no construction toys. If anyone has an older brother or cousin that have out grown their lego or wooden block and are willing to donate them to the school. It would be greatly appreciated. 😊
- There are a few children that have not got chairbags yet. They are struggling to organize themselves, please send one to school as soon as possible.
- Some learners have not covered their workbooks, please cover them as they are being ruined with no plastic to cover their picture.

*I have read the weekly planner and will help my child to be well prepared for the week ahead.*

Signed \_\_\_\_\_

## Grade 1 Weekly Planner 2016

Date: Monday 1 - Friday 5 February

**Theme: Weather** – The weather and us. How does the weather effect what we do, what we wear, what we eat.

The following week our theme will be “**All about me**”. The children will need to present an oral about them. They will get a booklet called “I am Special” to complete for homework throughout this week, that will help them remember their facts. The Children need to prepare well next weekend, focusing on: Voice projection, eye contact, correct grammar usage and interesting content.



### Reading:





There are still a few children who have not brought a picture of their parent/s to school. This makes our teaching a little tricky! Please try and make a plan.

**3rd Sentence: Look at my friend and I.** Practise reading the sentences in the “Reading is Fun” Book from Monday. Thank you to the parents that have cut out the word cards. These words need to come to school everyday as we use them during

group lessons to build sentences. They will receive their Word wall with all the words that we will be assessing this term.

**Phonics/Spelling** - We'll be doing our 2<sup>nd</sup> vowel next week – “e.” This sound is found at the beginning of words like **e**gg and **e**ntrance but it is more common in the middle of words like **p**et and **t**en.



**Handwriting:** We'll start the “bunny hop”  next week. Make sure you start at the top and move downwards first. We say: Down up bump, up bump, up bump. Please practise this pattern at home in fun, creative ways. Use bath crayons or shaving cream on the tiles in the bathroom, Draw the pattern in the sand or on someone's back.

### Maths:

We'll be comparing groups of numbers in order to discover which set has more/less or the same amount. Children find this quite easy but the tricky part comes when you ask: How many more/less?

**Numbers:** Introducing **Three**. Children need to form the number correctly and practice writing the words one and two as well. We will be brainstorming words with the numerical prefix tri meaning three. For example triangle, triceratops, trio, etc.



**Days of the week:** Children need to practise the days of the week in the correct order. Ask questions like what comes before Wednesday? What comes after Friday? What comes between Sunday and Tuesday?

**Problem solving:** We will be sending home some examples of what they are doing in the class home on Wednesday.

### Take note:

- A HUGE THANK YOU to all the parents for sending in treats and tissues.
- Civvies may be worn on birthdays.
- We would like to ask a special favour. The Grade 1L and Grade 1F class has no construction toys. If anyone has an older brother or cousin that have out grown their lego or wooden block and are willing to donate them to the school. It would be greatly appreciated. 😊
- There are a few children that have not got chairbags yet. They are struggling to organize themselves, please send one to school as soon as possible.
- Some learners have not covered their workbooks, please cover them as they are being ruined with no plastic to cover their picture.

*I have read the weekly planner and will help my child to be well prepared for the week ahead.*

Signed \_\_\_\_\_