

# RNZAF Dress Instructions

## Contents

	Page
<b>Authorisation Page</b>	
<b>Foreword</b> .....	0–2
<b>Amendment List</b> .....	0–3
<b>Chapter 1</b> General Instructions	
Section 1 Introduction .....	1–1
Section 2 Dress Rules .....	1–4
Section 3 Grooming and Deportment .....	1–13
<b>Chapter 2</b> RNZAF Orders of Dress	
<b>Chapter 3</b> Badges	
Section 1 Cap Badges .....	3–1
Section 2 Aircrew Badges .....	3–3
Section 3 Other Badges and Identifying Insignia .....	3–5
<b>Chapter 4</b> Rank and Classification Insignia	
Section 1 Officers .....	4–1
Section 2 Airmen .....	4–3
Section 3 Aircrew : Flying Clothing .....	4–5
<b>Chapter 5</b> Orders, Decorations and Medals	
Section 1 Introduction .....	5–1
Section 2 Wearing of Orders, Decorations and Medals .....	5–2
Section 3 Wearing of Emblems .....	5–4
Section 4 Foreign Awards .....	5–7
<b>Chapter 6</b> Aiguillettes, Shoulder Devices and Shoulder Straps	
Section 1 Aiguillettes .....	6–1
Section 2 Shoulder Devices and Shoulder Straps .....	6–4
<b>Chapter 7</b> Wearing of Swords and Accoutrements	
Section 1 General .....	7–1
Section 2 Occasions When Worn and Method of Wearing Swords .....	7–3
<b>Chapter 8</b> Carrying of Canes	
<b>Chapter 9</b> Blazers, Ties, Armlets and Sashes	
Section 1 RNZAF Blazers .....	9–1
Section 2 RNZAF Official All Ranks Tie .....	9–2
Section 3 Armlets .....	9–3
Section 4 Sashes .....	9–4

## Foreword

1. The purpose of this manual is to define the uniforms of the RNZAF, their order of dress, and the rules for wearing them. It is to be used in conjunction with NZAP 6083.001-1 : Manual of Supply Policy and DFOs(F), Chapter 6.
2. The responsibility for the editing and publication of NZAP 207 is vested in the Approving Officer, who is the Director of Air Force Personnel Policy and Administration (DPPA(F)). Users of this publication are to bring to the notice of the Sponsoring Officer, who is the Assistant Director Personnel Grievances (ADPG), Air Staff details of any errors, omissions or other necessary amendments.
3. The electronic media copies of this publication do not have an AL indicator for each page. Every page will show the current amendment status of the publication in the Header. The revision bars will only identify changes made at the current amendment status.

## Amendment List

1. Every page of this online publication displays **AL 21** dated **04 Sep 2014**. This is the amendment status of the publication.
2. This publication has been promulgated at **AL 21** dated **04 Sep 2014**. All approvals and correspondence relating to this issue are referenced on SAP CMMS work order 70075309.

**Chapter 1** General Instructions

**Section 3** Grooming and Department

<b>Females</b> .....	1-13
----------------------	------

# Chapter 1 General Instructions

## Section 1 Introduction

### Policy

- 1.1 DFO 52 contains NZDF clothing policy objectives. These objectives are as follows:
- a. To provide for an adequate range of good quality dress, uniforms and clothing for regular and non-regular NZDF personnel to meet the needs of the Services in peace and war, and more specifically to ensure that such provisions will:
    1. identify service personnel of individual Services and distinguish, where desirable, constituent branches or corps;
    2. indicate rank and trade, thereby facilitating command;
    3. enable service personnel to be appropriately dressed on ceremonial, formal and military occasions, and for work duties;
    4. encourage cohesion and identity among members of the NZDF;
    5. enhance morale and foster tradition and pride in the Services; and
    6. identify a service person for the purposes of the Geneva Convention.
  - b. To accomplish the maximum degree of commonality and standardisation in the nature of materials, quality, scale of entitlement and issue, and in any other aspects of dress, consistent with the maintenance of the Service's identity and the differences in the training and employment patterns of regular and non-regular personnel.
  - c. To provide a reasonable and equitable basis for determinations relating to initial outfitting and exchange of uniform.
- 1.1a Decisions on clothing in the RNZAF are to be cognisant of these objectives. Additionally, the following guiding principles are to drive considerations about the introduction of new items of clothing or amendments to uniform appearance. RNZAF clothing should aim to:
- a. **Enhance the Image of the RNZAF.** Items of clothing approved for RNZAF personnel should contribute to maintenance of a positive self image and must reinforce the public's perception that the RNZAF is comprised of professional people. Uniform items are to incorporate the unique identifying characteristics of the RNZAF. This means utilising the colours of silver grey, grey blue, dark blue and sky blue; the lettering of 'RNZAF' or 'Air Force'; the RNZAF crest; and, where appropriate, use of the Air Force brand logo.
  - b. **Be Consistent.** Reinforcement of self and external image is most effective when there is consistency in the image being presented. Clothing design should aim for consistency in colour, style and form across ranks and gender. Where efficiencies can be gained by utilising a garment or style of clothing already in issue for Army or Navy personnel, consideration should be given to adopting the same item but integrating RNZAF unique identifiers into the design.
  - c. **Meet Health and Safety Provisions.** The RNZAF has employer responsibility to protect personnel from environmental hazards and/or minimise the risk of having accidents. As such, due consideration must be given to this responsibility when designing or adopting items of clothing, and consultation with RNZAF Health and Safety personnel is mandatory where there are health or safety implications.

- d. **Be Cognisant of Context.** Clothing must always be designed or altered in cognisance of the context of where the clothing is to be worn and for what purpose. This means that direction as to when and where certain items may be worn must be decided as part of the design and approval process.
- e. **Be of a Quality Standard.** Quality clothing will ensure that the RNZAF gets good returns for its investment. Uniform items should be durable, fit well, be comfortable and provide fit for purpose. Smart, quality clothing will contribute to a Serviceperson's sense of pride and will enhance the image of the RNZAF to the New Zealand public.

## Scale Change Proposals

- 1.2 Proposals to amend scales of clothing and equipment are to be actioned in accordance with the provisions of NZAP 6083.001–1.
- 1.3 The Chief of Air Force (CAF) may approve scale change proposals for all items of RNZAF clothing. When scale changes are contemplated Air Staff will liaise with users to determine:
  - a. research and development coordination;
  - b. lead time;
  - c. exploration of other Service requirements; and
  - d. availability from the existing inventory and/or the clothing contractor of like items.

## Dress Changes

- 1.4 Proposals to introduce new items or to modify existing items of RNZAF clothing may be submitted by any member of the RNZAF, a unit or clothing manufacturers using the Clothing Changes Suggestion Form, refer form RNZAF6083C which can be found at <http://reference/form/RNZAFPages/RNZAFForms.aspx>, under the category of Supply/Motor Transport. The form is to be forwarded through the chain of command for sponsorship by either the Air Component Commander (ACC), an Air Staff Director or an Assistant Chief of Air Force as appropriate. The sponsor is to forward the form to Director of Aeronautical Supply (DAS(F)) for Director endorsement. Once a proposal is endorsed, the research and development responsibility centre, (Commander Logistics Group (CLG(F)) for blue clothing or Officer Commanding 485 Wing (OC 485 WG) for safety and flying clothing) is to create a project by allocating a Clothing Project Number, obtaining samples and/or conducting trials. On completion of this phase, the sponsor is to resubmit the project to the Director for recommendation to and approval by CAF.

## Blue Uniform Clothing

- 1.5 CLG(F) is responsible for the management of all blue uniform matters. CLG(F) is to evaluate each proposal to change existing garments or introduce new ones, after initial Director and CAF endorsement has been given.
- 1.6 Deleted.
- 1.7 Deleted.

## Working Protective and Flying Clothing

- 1.8 OC 485 WG is responsible for the management of all working protective and flying clothing matters. 485 Wing is to evaluate each proposal to change existing or introduce new articles of working, protective or flying clothing.

## Procedures

- 1.9 Clothing change proposals will be subject to the procedures set out in NZAP 6083.001-1. [Annex F](#) outlines the clothing change process. The key tasks and responsibilities are as follows:
  - a. Any Serviceperson (or YASL) can propose a clothing change through their chain of command.
  - b. Contractor and command generated proposals will be staffed through CLG(F) or ACC.
  - c. All other clothing suggestions will be staffed to the ACC or a member's director for on forwarding to CLG(F) for project initiation.
  - d. CLG(F) retains the delegated responsibility for blue uniform (and civilian equivalent) management, including research and development expenditure and the provision of expert assistance in the development of such proposals, and inter-agency support for tri-Service clothing concerns.
  - e. OC 485 WG, on behalf of ACC, holds the delegated responsibility for working, protective and flying clothing management, including research and development expenditure.
  - f. CLG(F) is responsible for updating the NZAP 6083.001-1, chapter on Clothing and the NZAP 6083.001-1, Scales of Entitlement. Director of Air Force Personnel Policy and Administration (DPPA(F)) is responsible for updating the NZAP 207.

## Finance

- 1.10 All costs associated with clothing research and development are to be funded from CLG(F) or OC 485 WG dependent on the type of clothing.
- 1.11 Funding of clothing scale changes will be against individual cost centres as detailed in the relevant Air Force Orders (Temporary) AFO(T) unless otherwise advised.

## Specifications of Dress, Badges and Accoutrements

- 1.12 CAF will authorise the patterns and specifications of dress, badges and accoutrements. Service personnel will be required to replace or restore to the approved pattern any item of Service kit that has been improperly altered or does not conform with the approved pattern or specification.

## Purchase of Kit from Outside the Service

- 1.13 Detailed specifications are available for all items of Service kit; members who obtain items from outside the Service are to ensure that these items are of the approved pattern.
- 1.14 Reserved.
- 1.15 Reserved.
- 1.16 Reserved.
- 1.17 Reserved.
- 1.18 Reserved.

## Section 2 Dress Rules

### Introduction

- 1.19 This section details the dress rules which are to be observed by Regular Force personnel serving at RNZAF units, HQNZDF, and retired and non-regular service personnel. Commanders are to ensure that service personnel comply with both the intent and the spirit of these orders. Immoderate fashion trends are not to be followed.

### Exemptions from Dress Rules

#### The Human Rights Act 1993

- 1.20 The Human Rights Act 1993 s21 (1) makes it unlawful to discriminate against a person on a number of grounds, including religious and ethical beliefs, and ethnic or national origins.
- 1.21 This legislation requires the RNZAF to recognise that because of religious beliefs, race and ethnic or national origins, some personnel may be unable to comply with the dress standards set out in this manual. For example, s28 (3) of the Act provides an exception for the purposes of religion. Where a religious or ethical belief requires its adherents to follow a particular practice, an employer must accommodate the practice so long as any adjustment of the employee's activities required to accommodate the practice does not unreasonably disrupt the employer's activities.
- 1.22 Potential recruits whose religious beliefs, race and ethnic or national origins require them to wear dress, jewellery, designs, and/or adornments, including body art (e.g. tattoos, piercing, scarification, branding, scapelling) and/or groom themselves in a manner which conflicts with the standards set out in this manual are not to be discriminated against. They are to be informed that the RNZAF recognises and supports their right to follow the dictates of their religious and/or cultural heritage. When necessary, variations to normal dress standards and grooming will be permitted to cater for their requirements, provided they do not conflict with safety requirements. Similarly, any serving member of the RNZAF may change his or her religious affiliation with complete freedom. Should the change in religion involve the wearing of jewellery, and/or designs, and/or adornments including body art, and/or affect grooming, an application for variation will normally be approved, providing safety requirements will not be compromised and the particular practice does not unreasonably disrupt RNZAF activities.
- 1.23 Applications for approval to vary normal dress standards in the circumstances set out in paragraph 1.22 are to be forwarded to Commanding Officers for consideration. Recruits may continue to wear civilian clothing until the variation is approved. All other serving personnel are to comply with the dress standards set out in this manual until the variation is approved. When in doubt about a particular case, Commanding Officers are to seek advice from their Superior Commander.

#### Maori Cultural Group

- 1.24 The RNZAF Maori Cultural Group (MCG) is from time to time directed to participate in ceremonial events. As there is no separate order of dress for the MCG attending such events an ad hoc approach to dress has been practiced in the past. On occasions No. 3 Service Dress (SD) Uniform or No. 4SD Uniform or variations of these uniforms have been worn.



- 1.25 This practise has been adopted for several reasons, i.e.:
- a. the wearing of the SD jacket makes the performance of the haka for men and poi for women and other dynamic or dexterous movements difficult;
  - b. the wearing of hats is impractical and culturally incorrect during the performance of some ceremonies; and
  - c. custom (Tikanga) often dictates that footwear, particularly for females, should not be worn.
- 1.26 The lead member of the MCG is to determine when SD jackets and footwear are to be worn. If SD jackets and/or footwear are to be removed all MCG personnel are to do so.
- 1.27 Dress for MCG personnel travelling to and from a ceremonial performance venue is to be as directed (normally No. 3SD).
- 1.28 Members of the MCG are permitted to wear a Taonga (a carved necklace) when participating in ceremonial events. The Taonga is to conform with traditional Maori art and be carved from greenstone (pounamu) bone or wood and is not to exceed 10 cm in length and 5 cm in width.

### Cloak (Korowai)

- 1.29 Personnel participating in ceremonial events, who are entitled to do so, may wear a Korowai over Service dress.

### Uniform to be Worn on Duty

- 1.30 Service personnel are to wear uniform on duty except under the conditions contained in paragraphs 1.32 to 1.34 or where, in the opinion of the Commander, the type of duty dictates otherwise. Except for those personnel whose duty requires them to wear civilian clothes, all members are to wear uniform when driving Service vehicles.

### Wearing of Uniform by Personnel in Defence Headquarters

- 1.31 Unless otherwise ordered, personnel working in HQNZDF may wear any of the uniforms, Numbers 3SD, 3AGP, 4SD, 5GP, 6GP, and 7GP (Female). The RNZAF blue sunhat and RNZAF baseball cap are not to be worn in public unless ordered for a specific occasion. On some occasions (visits by VIP's, meetings/conferences and visits to outside organisations) some forms of dress may not be appropriate and Directors are to ensure that appropriate dress requirements are specified.

### Wearing of Civilian Clothes on Duty

- 1.32 Personnel working in HQNZDF and other city areas may wear civilian clothes on duty unless State officials or senior military officers are being received or called upon. Drivers and members engaged in recruiting or embarkation duties, attending Cadet Corps parades, or visiting Service bases, however are to wear uniform. Relaxed dress on Fridays is permitted in accordance with HQNZDF Orders.
- 1.33 For the purposes of this instruction, civilian clothing for males is defined as lounge suit or sports coat or jacket and trousers, long or short sleeved shirt and tie. Shorts are not to be worn. Personnel representing the RNZAF at formal meetings where civilian clothing is appropriate, are to wear a lounge suit, shirt and tie. Unacceptable attire includes shorts, T shirts and any clothing made from denim material.



- 1.34 Civilian clothing for females should not be flamboyant. While the more moderate dictates of fashion may be followed, servicewoman are to ensure that their attire is smart and equates generally to the equivalent dress standard for males. Accordingly, suitable attire is generally accepted as including skirts, jackets, dresses, culottes, long or short sleeved blouses and trousers or trouser suits. Shoulders should be covered. Refer to paragraph 1.33 for unacceptable items of attire.

## Head-dress

- 1.35 Head-dress is to be worn outdoors, or indoors if compliments are likely to be paid, but the SD hat and FS cap are not otherwise to be worn in working areas. The RNZAF blue sunhat, RNZAF baseball cap and RNZAF blue beanie may be worn in working areas subject to Unit Standing Orders.
- 1.35a The RNZAF blue sunhat, and RNZAF blue beanie may be worn within the confines of an RNZAF establishment only, unless orders are issued for a specific occasion for wear in public (such as an air display or exercise). When travelling in motor vehicles in the vicinity of Service bases, service personnel are to wear hats where practicable. Motor cyclists and cyclists are to wear approved crash helmets, and may wear protective clothing over their uniforms, but this equipment must be removed on alighting. Hats are to be worn on alighting from any vehicle. At religious services or in other public places, the accepted social customs are to be observed.

### Note

Unit Standing Orders, if authorising the wearing of the RNZAF blue sunhat, RNZAF baseball cap and RNZAF blue beanie in working areas, must detail the occasions when compliments are to be paid. When the RNZAF blue sunhat, RNZAF baseball cap or RNZAF blue beanie are worn away from the wearer's working area, compliments are to be paid in the normal manner.

- 1.36 The following rules describe how hats are to be worn:
- a. **SD Hats.** The SD has is to be worn straight on the head with no hair showing on the brow.
  - b. **FS Caps.** Males are to wear the FS cap with the front edge 25 mm or two finger-widths above the highest part of the right eyebrow. The cap is placed on the head with the lower button aligned with the centre of the forehead, and then pulled down to the right by the required amount. Females are to wear the FS cap straight across the forehead with no hair showing on the brow. The badge is to be positioned above the left eye with the front edge of the cap 15 mm above the highest point of the left eyebrow.
  - c. **RNZAF Blue Sunhats.** The RNZAF issue RNZAF blue sunhat is to be worn straight on the head, with no hair showing on the brow. The badge is to be positioned to the front. The elasticised strap may be worn fastened under the chin; or alternatively (unless ordered) either loose under the chin or behind the neck, or stowed above the brim at the back.

- d. **RNZAF Baseball Caps.** The RNZAF issue RNZAF baseball cap is to be worn, peak facing forwards, straight on the head, and with no hair showing on the brow. The adjustable rear strap is to be fastened securely. It can be worn with No.8 Field Service Dress (FSD), flying clothing and protective clothing, both inside and outside RNZAF establishments. The RNZAF baseball cap is to be in good condition when worn outside the RNZAF establishment.
- e. **RNZAF Blue Beanie.** When wearing the RNZAF branded beanie as part of RNZAF uniform, compliments are to be given in the normal manner. The issue Air Force branded beanie is to be worn with no hair showing on the brow. The Air Force identifier is to be positioned at the front with 15mm of clear material under the logo and donned as tight as practical. The Air Force branded beanie may be worn as part of sporting or recreational clothing, with No.8 FSD on base and in the field and with flying overalls, however it must not be worn when its wearing could bring the RNZAF into disrepute or bring the service adverse publicity.

## Umbrellas

- 1.37 Umbrellas may be carried by members while in uniform, subject to the following:
- a. Umbrellas are not to be carried on parade.
  - b. Normal compliments are to be paid, regardless of whether the umbrella is open or furled.
  - c. Umbrellas must be covered in black fabric.

## Coats and Scarves

- 1.38 Nylon raincoats may be worn with any uniform or civilian clothes. Blue/grey scarves may be worn unobtrusively with No.5 General Purpose (GP) uniform.

## Protective Clothing

- 1.39 Protective clothing such as overalls are provided for use in working areas but are not to be worn off-base, when travelling to or from work, or in messes. Head-dress is to be worn with protective clothing iaw the instructions in paragraph 1.35. Further guidance on the wearing of protective clothing may be issued by Commanders.

## Flying Overalls

- 1.39a Single and two-piece green flying overalls may be worn in the following circumstances:
- a. In place of normal working dress by aircrew employed on units or squadrons where flying is part or their normal daily duties.
  - b. Travelling on RNZAF aircraft as passengers where, for operational reasons, the wearing of blue GP uniform is not appropriate.
  - c. Core Military Skills training.
  - d. Deployments and exercises unless Disruptive Pattern Material (DPM) or general working dress is specifically ordered.

- e. When permitted by Mess and Club rules.

1.39b The following rules apply to the wearing of flying overalls:

- a. **Head-dress.** Refer to paragraph 1.35. Head-dress is to be worn outdoors (on or off Base), or indoors if compliments are likely to be paid. The RNZAF blue sunhat and blue beanie may be worn within the confines of an RNZAF establishment only, unless orders are issued for a specific occasion for wear in public.
- b. **Name Tags.** A black cloth combined aircrew badge/name tag is to be affixed with velcro to the left breast of both overalls and flying jackets in accordance with Chapter 4. The name tag is to bear the first name followed by the surname. Rank, initials and nicknames are not to be shown. Acceptable versions of first names are permitted in accordance with paragraph 1.42.
- c. **National Identification Badges and Rank Insignia.** To be worn in accordance with Chapter 4, Section 3.
- d. **RNZAF Squadron Badges.** The approved RNZAF Squadron Badge of the Squadron on which the member is serving is to be worn on the right sleeve in accordance with Chapter 4.
- e. **Squadron Patch.** The approved Squadron Patch of the Squadron on which the member is serving is to be worn on the right breast in accordance with Chapter 4.
- f. **Flying Boots.** Approved flying boots must be worn and maintained in a clean and black condition.

1.39c These rules do not exempt wearers of flying overalls from complying with high level operational orders pertaining to such.

## Sweaters

1.40 All service personnel are provided with a lightweight and heavyweight sweater. Sleeves of the sweater are to be worn full-length at all times.

## Name Tags

1.41 Members of the RNZAF are to wear the approved named tag on all uniforms except mess dress. The name tag is to be worn on the right breast of the jacket or shirt, immediately above and parallel to the breast pocket or in the same position on the female dress and sweaters. Aircrew may wear a combined brevet and name patch on the left breast of flying clothing (see Chapter 4, Section 3). The RNZAF name tag may be worn with civilian dress on suitable occasions.

1.42 The RNZAF name tag is to bear the first name, or an acceptable version of it, e.g. Pete, Mike, Jim, followed by the surname. Rank, initials and nicknames are not to be shown.

## Marking of Clothing

1.43 Items of service clothing are to be identified with the individual's name and/or service number.

## Belts

1.44 All members are to wear belts with the flap facing their left side.

## Underwear

- 1.45 When wearing uniform, members of the RNZAF are to ensure that their undergarments are not visible.

## Skirt Lengths

- 1.46 The length of uniform skirts is to be mid-knee.

## Maternity Uniform

- 1.47 The maternity uniform comprises of a skirt, trousers, jersey, long and short sleeve shirts for each trimester. Shirts are to be hemmed to a suitable length so as not to show below the length of the jersey.

## Footwear and Trouser Cuffs

- 1.48 Only Service-pattern shoes, boots or sandals are to be worn with uniform. Sandals are provided for females, and may be worn with or without pantihose, in accordance with the Order of Dress. When boots are worn, trouser cuffs are to be rolled inwards, outside the top and held in place with an elastic garter, so that the bottom of the trouser leg is parallel with the ground, and covers the top half of the boot. Boots are not to be worn with shorts. Laces of boots and shoes are to be threaded across the eyelets. Galoshes may be worn with shoes, except on parade.

## Emblems

- 1.49 On official collection days, members of the RNZAF may wear the appropriate emblem over the right breast of their jacket, sweater, shirt or blouse, or on the left lapel of their coat. These emblems are not to be worn on parade. Similarly, the poppy may be worn on Poppy Day, ANZAC Day and other ceremonial occasions as directed.

## Mourning Bands

- 1.50 The wearing of a mourning arm band is a symbol of mourning in the RNZAF. The mourning band is a straight band made of black crepe or plain black cloth 8 cm wide, worn around the left sleeve of the outer garment above the elbow. Mourning bands are to be worn by all RNZAF personnel in uniform attending Service funerals and associated memorial services, except for Royal and Vice Regal occasions, unless the court is in mourning. If it is not possible for military personnel to be in uniform, a black tie should be worn in lieu of the mourning band. Civilian personnel should also wear a black tie but not a mourning band. Mourning bands are not to be worn at other memorial services or ceremonies, the unveiling of memorials, ANZAC Day and Remembrance Day services and single Service observance days unless such ceremonies take place during a period of State mourning. Personnel attending private funerals in uniform may wear a mourning band however; official RNZAF representatives are to wear mourning bands.

## Effects, Adornments and Jewellery

- 1.51 Members of the RNZAF are to ensure that their personal effects such as wallets, purses, pens, spectacle cases, combs, cigarettes, cigars, matches or lighters do not appear bulky or protrude from uniform pockets. Wristwatches, rings and medic-alert bracelets may be worn with uniform unless safety dictates otherwise. Wedding, engagement, eternity and plain rings only may be worn, and only on one finger of each hand. Males are not to wear other trinkets, necklets, or earrings either in uniform or when on duty in civilian clothes. Women in uniform may wear one pair of matching plain gold or silver sleepers or studs in the lobe of the ear only. Sleepers are to be no larger than 1 cm diameter and 1 mm wide and the maximum diameter of studs is 5 mm. Women are not to wear any other visible trinkets or necklets when in uniform. RNZAF identity discs are not to show above the clothing line.
- 1.51a Members of the RNZAF who are contemplating the acquisition of body art are encouraged to consider the practical, safety, medical, and social consequences that accompany adornment with body art, and to take guidance from Command in regard to the implications that may follow.
- 1.51b In order to preserve the RNZAF's image as a professional organisation, members of the RNZAF may be required to cover examples of body art while in uniform, or while on duty in civilian attire. Accordingly, members should not contemplate the acquisition of body art that prevents them from complying with this stricture (other than as provided for under Exemptions from Dress Rules).

## Official Social Functions, Court and Official Functions Dress

- 1.52 Regular officers attending social functions, including those at Government House in an official capacity are normally to wear uniform. [Annexes A](#) and [B](#) contain the forms of dress agreed by the three Services for these functions.

## Fancy Dress

- 1.53 Items of uniform both current and obsolete are not to be worn as fancy dress costume.

## Combinations of Uniform and Civilian Clothes

- 1.54 Items of uniform are not to be worn in combination with civilian clothes except for the following:
- Raincoats black leather jacket and shoes of Service pattern may be worn with civilian clothes.
  - Sweaters, wind-proof jackets, raincoats, baseball cap and beanie of Service pattern may be worn with authorized RNZAF sports clothing.
  - Crash helmets are to be worn with uniform by members while riding motor cycles and bicycles.

## Wearing of Uniform Overseas

- 1.55 Officers going on leave from an overseas unit are to take their uniforms with them in case they are needed for duty while on leave or in transit. Except while officially deployed members are not to wear uniform in a foreign country without the permission of Her Majesty's Representative. Such permission will be granted only when the member is on duty, or attending a Court or a state ceremony to which he or she has been invited. Permission to wear uniform at foreign manoeuvres is to be obtained from Air Staff. A member serving on, attached to, or taking passage in one of Her Majesty's ships is to conform with the appropriate Naval instructions for wearing uniform in foreign ports.

## Dress When Off Duty

- 1.56 When on leave or not required for duty, members are not to wear uniform unless otherwise ordered. Members are not to wear uniform when engaged in political activities or when seeking or engaged in part-time employment under the provisions of DFOs(F), Chapter 5, Section 1. The following are, however, to wear uniform when off duty:
- a. Officers attending functions in SNCOs or other ranks messes at which uniform is to be worn;
  - b. members attending services in base chapels when ordered by the Commander; and
  - c. Air Force Cadets at General Service Training School at all times except when going on leave.
- 1.57 Members may wear the uniform of non-political voluntary organisations, eg. St John Ambulance, Salvation Army and the Scouts, on appropriate occasions, provided there is no interference with Service duties or obligations.

## Retired and Non-regular Officers

- 1.58 Officers on the Retired List and officers of the Non-regular Air Force may wear uniform:
- a. when on RNZAF duty;
  - b. when attending;
    1. investitures;
    2. state ceremonies;
    3. parades in connection with the official celebration of the Sovereign's birthday;
    4. ceremonies in connection with Remembrance Day, ANZAC Day or Air Force Anniversary Day;
    5. war memorial services and parades by invitation;
    6. their own weddings;
    7. official functions held by officers' clubs;
    8. official functions of the Royal New Zealand Air Force Association, provided the association has so requested; and
    9. official functions held by the officers mess of which the officer is an associate member.



- 1.59 Permission to wear uniform on other occasions is to be sought from Air Staff by officers up to and including Squadron Leader. Officers of higher rank may wear uniform at their own discretion on ceremonial occasions. However, permission to wear uniform lapses automatically when an officer:
- is removed from the Retired List; or
  - completes his or her non-regular service.

## **Airmen After Discharge or on the Reserve**

- 1.60 An airman on the Reserve may wear uniform only when:
- attending periodic training; or
  - as a SNCO having associate membership, is attending an official mess function.
- 1.61 An airman is not otherwise permitted to wear uniform after being discharged from the RNZAF.

## **Unauthorised Wearing of RNZAF Uniform**

- 1.62 The unauthorised wearing of RNZAF uniforms by a person not subject to the Armed Forces Discipline Act 1971 can be a punishable offence, and offenders are liable to apprehension by the civil police.

## **Officers on Loan, Secondment or Attachment**

- 1.63 Officers on loan, secondment or attachment to the RNZAF are to wear the uniform of their parent service.



## Section 3 Grooming and Department

### General

- 1.64 Members of the RNZAF are at all times to be correctly dressed and well turned out. A smart military turn-out fosters good morale and favourably influences public opinion. Personnel are to ensure their uniforms are kept neat, clean and well pressed; that footwear is in good repair and polished; and that ribbons, insignia and other embellishments are neat, clean and in good order. Officers and NCOs are to check the dress and grooming of subordinates and ensure that any tendency towards carelessness, untidiness or ostentation is corrected.

### Males

- 1.65 Males are to keep their hair neatly trimmed and tapered. It is not to be ragged, excessively bulky or long, or to extend within 13 mm of the collar. When combed, it is not to overlap the eyes or ears, or otherwise interfere with the normal wearing of a Service cap. If hair is tinted or dyed it is to be in single tone and a natural hair colour. Unless safety or local orders dictate otherwise, wigs or hairpieces may be worn if they appear natural and conform with these general instructions. Sideburns are to be neatly trimmed; they are not to increase in width down the side of the face, and are to be clean cut in a horizontal line, not lower than the bottom of the ear lobe. Moustaches are to be kept neatly trimmed and of moderate length; the ends are not to fall below the level of the bottom of the lower lip when the mouth is closed. Beards and whiskers are not to be worn. The face and underside of the jaw are to be clean-shaven above the collar (See [Annex C](#)).

### Females

- 1.66 Females are to have their hair neatly styled and worn in such a manner that the hair is clear of the shoulders in normal posture. Wearing of ponytails is not permitted. When in orders of dress 6, 7, 8, flying clothing and protective clothing, females may wear a single plait that extends below the collar, provided that it is safe, restrained, hygienic and tidy. Commanders may prohibit the wearing of a plait in units where safety is a factor. Females are not to wear their hair in a plait when on parade. If slides or combs are worn they are to be of plain design and of a similar colour to the hair. If hair is tinted or dyed it is to be in single tone and a natural hair colour (See [Annex D](#)).

### Cosmetics

- 1.67 While females are wearing uniform, they may wear a moderate amount of facial make-up in accordance with current styles. Clear or pale nail polish may be worn. False eyelashes may be worn as long as they are trimmed and appear natural.

### Department

- 1.68 While in uniform, members of the RNZAF are to pay particular attention to their personal department. In public, they are not to slouch, lean against objects, or walk with their hands in their pockets. While in uniform they are not to eat, drink or smoke other than in places reserved for these purposes.

## Annex A Joint Services Ceremonial Table: Dress and Accoutrements for Court Functions and When Members of the Royal Family are Present

Occasion	RNZAF Dress	Broad Ribbon	Neck Decorations	Stars of Orders	Full Size Medals	Miniature Medals	Sword	Aiguillette Entit	Notes
CEREMONIAL DAY (WINTER) eg, a levee at Buckingham Palace (men only). When receiving royalty or exchanging visits of ceremony	No 3 SD	Yes	Yes (3)*	Yes (4)*	Yes	No	Yes	Yes	* Maximum number permitted (including 1 foreign order)
NON CEREMONIAL DAY (WINTER)	No 3 SD	No	No	No	No*	No	No*	Yes	* Wearing of Medals and sword may be ordered
CEREMONIAL EVENING (WINTER)	No. 1 Mess Dress	Yes	Yes 1 Only	Yes (4)*	No	Yes	No	Yes	* Maximum number permitted (including 1 foreign order)
NON CEREMONIAL EVENING (WINTER) eg, Regimental occasion, dinner with officers of Air rank or equivalent (or uniform)	No. 1 Mess Dress	No	No	No	No	Yes	No	Yes	
CEREMONIAL DAY (SUMMER) As for Winter	No 3 SD	Yes	Yes	Yes	Yes	No	Yes	Yes	
NON CEREMONIAL DAY (SUMMER) As for Winter	No 3 SD	No	No	No	No*	No	No*	Yes	* Wearing Medals and sword may be ordered
CEREMONIAL EVENING (SUMMER)	No. 1 Mess Dress	Yes	Yes 1 Only	Yes (4)*	No	Yes	No	Yes	*Maximum number permitted (including 1 foreign order)
NON CEREMONIAL EVENING (SUMMER)	No. 1 Mess Dress	No	No	No	No	Yes	No	Yes	

## Annex B Dress and Accoutrements Guide Table for Officers Attending Functions in an Individual Capacity

Occasions	RNZAF Dress	Stars, Decorations and Medals	Sword	Notes	
Royal Review of Trooping of the Colour	) Official ) Guests in Enclosure ) Spectators	No 3 SD  No 3 SD(1)	Yes  No	Yes  No	(1) Normally plain clothes unless uniform ordered.
Investitures: Those being invested and spectators		No 3 SD	No	No	Sword may be specially ordered
<b>Vice Regal Reviews:</b>					
Official Guests		No 3 SD	Yes	Yes	
Spectators		No 3 SD	No	No	
Levees (Male only): All attending		No 3 SD	Yes	Yes	
Royal and Vice Regal Garden Parties		No 3 SD	No	No	
Royal and Vice Regal Evening Receptions		No 1 Mess Dress	Miniatures	No	
Royal Visits, primarily Civilian in Character	) Official Capacity ) Spectators	No 3 SD  Plain Clothes	Yes  –	Yes  –	
Ceremonial Parades Presentation of Colours	) Inspecting Officers ) Official Spectators	No 3 SD  No 3 SD	Yes  No	Yes  No	
Sovereign's Birthday Freedom Ceremonies	) Other Spectators	No 3 SD or Plain Clothes	No	No	
State Funerals and Memorial Services	) Pall bearers those in official capacity ) Others	No 3 SD  No 3 SD	Yes  No	Yes  No	Crepe Arm Band 80mm wide. Unless memorial service held  On day other than that of funeral
Service Funerals, Funerals with Military Honours, and Memorial Services not of a State nature	) Pall Bearers and those in an official capacity ) Others	No 3 SD  No 3 SD	Yes  No	Yes  No	Crepe Arm Band 80 mm wide

Occasions	RNZAF Dress	Stars, Decorations and Medals	Sword	Notes
<b>Vice Regal Reviews:</b>				
Church Parades of a formal nature: All attending	No 3 SD	Yes	Yes	Sword may be dispensed with
Formal calls and exchange visits with Governors General, Governors and Diplomatic Officers of or above the rank of Charge d' Affairs	No 3 SD	Yes	Yes	
Military Tattoos: Official Guests	No 3 SD	No	No	
Military Balls: Inter-Service: All attending	No. 1 Mess Dress	Miniatures	No	
Mess Dinners: Service/Inter-Service: All attending	No. 1 Mess Dress	Miniatures	No	
Military Weddings: Participants	No 3 SD	Yes	Yes	Bride, bridegroom, attendants, ushers and honour guards
Military Weddings: Guests	No 3 SD or Plain Clothes	No	No	
<b>Ex-Servicemens parades</b>				
Official Capacity	No 3 SD	Yes	Yes	If uniform is requested
Spectators	Plain Clothes	–	–	
<b>Courts Martial</b>				
Members of Court and all others participating	No 3 SD	Yes	No	Serving barristers to wear uniform
Accused	No 3 SD	No	No	
Service Spectators	No 3 SD	No	No	
<b>Courts Martial Appeal Court</b>				
Officers Participating	No 3 SD	No	No	
Appellant	No 3 SD	No	No	
Staff Officer in attendance	Plain Clothes	–	–	
Service Spectators	Plain Clothes	–	–	
<b>Civil Court</b>				
Defendant	Plain Clothes	–	–	
Witnesses	Plain Clothes	–	–	
Officer or Warrant Officer assisting the Court	Plain Clothes	–	–	
Service Spectators	Plain Clothes	–	–	

## Annex C Hair - Male



## Annex D Hair - Female







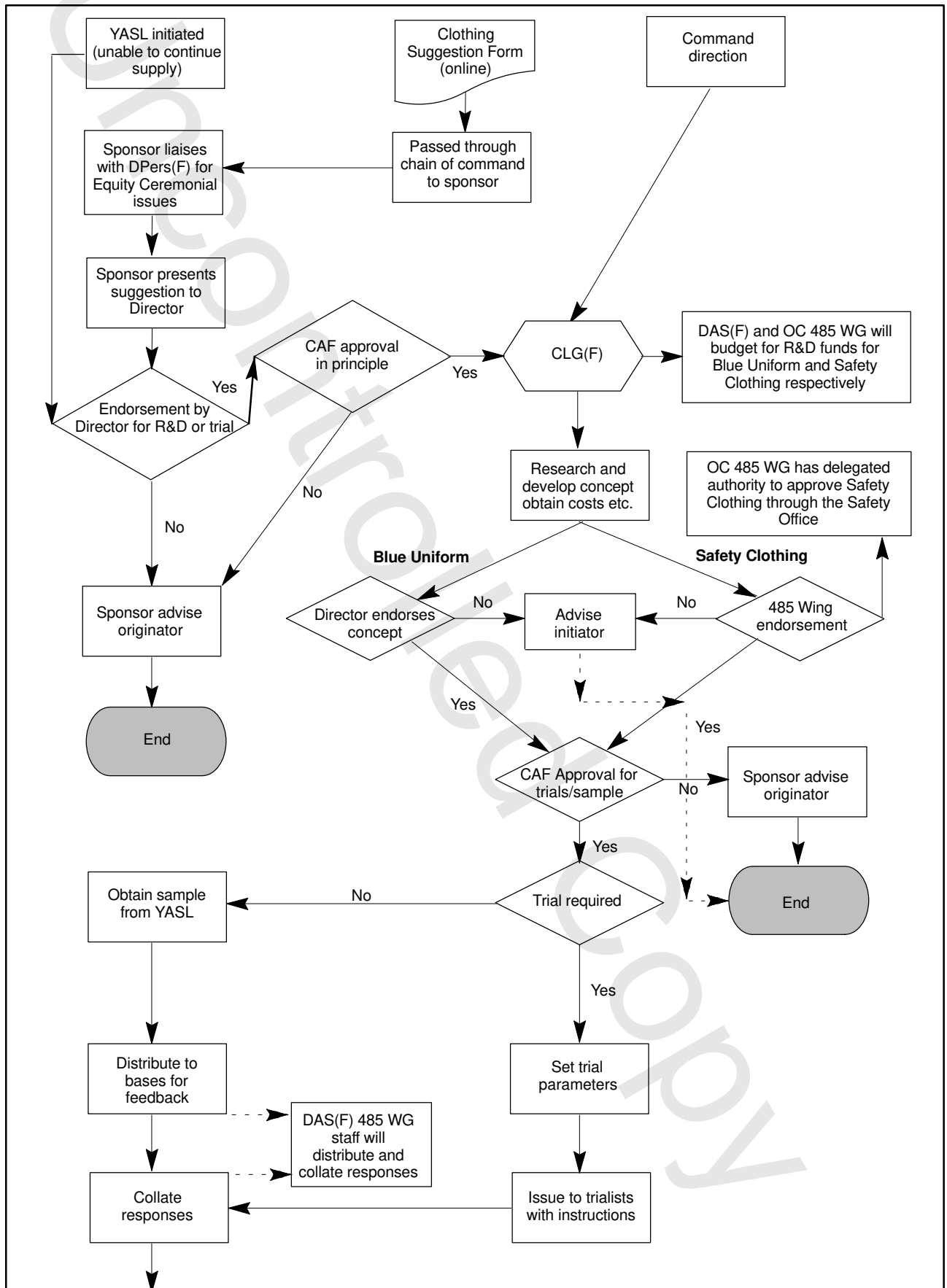


## Annex E Clothing Change Suggestion Form (Deleted)

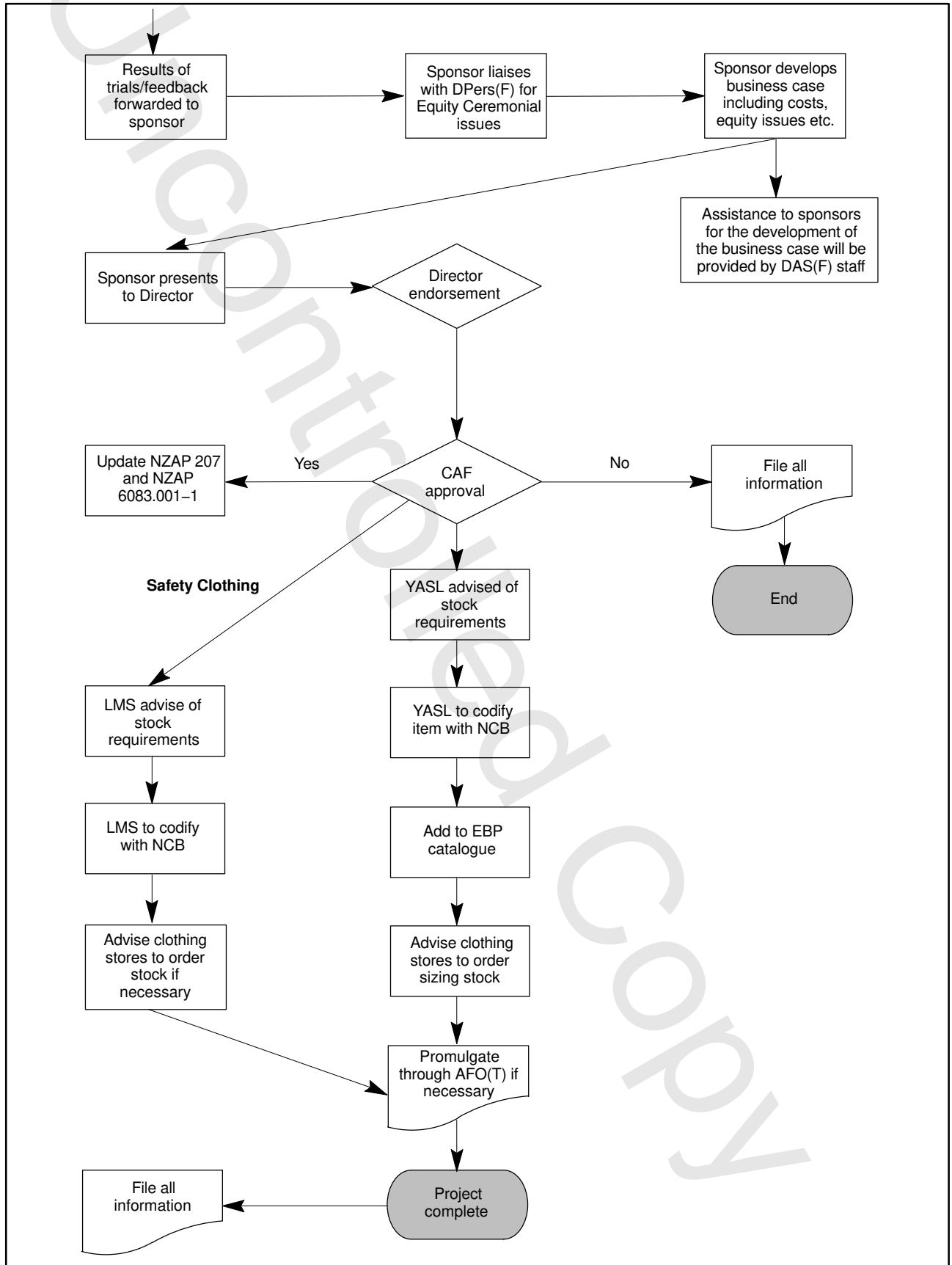
1. Information removed and placed on intranet forms site at <http://reference/forms/RNZAFPAGES/RNZAFFORMS.aspx>, under the category of Supply/Motor Transport.

Uncontrolled Copy

## Annex F Clothing Change Process



## Clothing Change Process (Cont.)



# Chapter 2 RNZAF Orders of Dress

## Introduction

- 2.1 On initial appointment or enlistment, service personnel are to receive a free issue of uniform and accessories according to the scales of issue detailed in NZAP 6083.001–1: Manual of Supply Policy. Thereafter, service personnel are responsible for the maintenance of clothing issued to them on personal issue or loan. To achieve this, clothing is exchanged on a one for one Fair Wear and Tear (FW&T) basis. On transfer to or enlistment in the Reserve, or TAF, service personnel may retain uniform and equipment according to the scales of issue prescribed in DFO 64.
- 2.2 Annexes A to Q detail the Orders of Dress for the Royal New Zealand Air Force.

## Mess Dress

### When Worn

- 2.3 Mess dress is to be worn only in the evening at dining-in nights, balls, or when ordered for formal functions. As a general rule, mess dress is worn whenever the civilian equivalent of 'formal evening dress' is ordered or considered appropriate for functions hosted by a prime minister, mayor or other civic dignitary; or when Royalty or their Vice Regal representatives are present. Service Dress may be worn at mess functions by members who do not have mess dress, but variations such as white shirts and bow ties are not permitted with SD.

### Shoes

- 2.4 Shoes, black gristle are to be worn with male Mess Dress.

## Court Dress

- 2.5 The Tables of Uniforms to be worn at Court functions or when Royalty are present are at [Annexes A](#) and [B](#) to Chapter 1.

## Tropical Ceremonial Dress

- 2.6 Defence Liaison Officers and Defence Attaches tropical areas are authorized to wear Tropical Ceremonial Dress on State and other ceremonial occasions. Tropical Ceremonial Dress consists of a white ceremonial tunic (standard RNZN issue) with RNZAF Shoulder Boards and buttons, worn with SD trousers. The aiguillette, if worn, is to be hung from the top button of the jacket.

## Service Dress

- 2.7 No. 3 Service Dress (SD) is the standard formal and ceremonial uniform for the RNZAF. It is to be worn when paying formal calls or exchanging visits with governors; diplomats of the rank of charge d'affaires or above; and other dignitaries such as ministers of State or local government officials. It is to be worn by all members of the RNZAF when making staff visits; when visiting naval vessels or units of other services; and when attending or taking part in:
  - a. civic functions during daytime;

- b. guards of honour;
  - c. church services;
  - d. service funerals;
  - e. courts martial; or
  - f. parades or other events for which SD is ordered.
- 2.8 Trousers (SD) may be worn on parade in lieu of skirts. The Parade Commander is to stipulate which of these garments is to be worn.
- 2.9 Further information on the occasions for the wearing of Service Dress uniform is detailed in [Annex B](#) to Chapter 1.
- 2.10 No. 4 Service Dress (SD) is the standard Service Dress in tropical areas, and the relaxed Service Dress in New Zealand. The RNZAF blue sunhat is authorised for wear with No. 4 uniform, but is not to be worn in public unless specifically ordered.

### SD Shirt

- 2.11 The SD shirt is not to be worn with the sleeves rolled up.

### General Purpose (GP) Uniform

- 2.12 The General Purpose (GP) uniform comprising Orders of Dress 3A, 5, 6, 7 is the general working dress of the RNZAF. Orders of Dress 3A, 5, 6, 7 are to be worn appropriate to the working conditions, or as ordered.

### SD Shirt

- 2.13 The SD shirt is not to be worn with the sleeves rolled up.

### Hats/Caps

- 2.14 Where the Hat SD/Cap FS/RNZAF Blue Sunhat/ RNZAF Baseball Cap are alternative items:
- a. the hat SD is only to be worn on appropriate occasions and not as part of standard working dress;
  - b. the RNZAF blue sunhat and RNZAF baseball cap have been introduced for reasons of practicality and comfort, but are to be treated as items of uniform dress despite their similarity to items of casual dress in civilian life. For practicality and to encourage the wear of head-dress for protection from the sun, the RNZAF blue sunhat is authorised for wear with GP uniform, flying clothing and protective clothing, but is not to be worn in public unless specifically ordered. The RNZAF baseball cap is authorised for wear with No. 8 uniform, flying clothing and protective clothing but is not to be worn in public unless specifically ordered;
  - c. the RNZAF baseball cap is not to be worn with No. 3A, 5, 6 and 7 uniform; and
  - d. the RNZAF blue sunhat is not to be worn with No. 3A uniform.

### Field Service Dress (FSD) Uniform

- 2.15 The Field Service Dress (FSD) uniform comprises Order for Dress No. 8. It is to be worn only when specifically ordered.

- 2.16 The No. 8 FSD Order of Dress at [Annex I](#) is applicable to both male and female personnel.

## Jacket Windbreaker

- 2.17 The Jacket Windbreaker may be worn with Orders of Dress 4, 5, 6 and 7. The following dress rules will apply:
- a. Rank shoulder slides are to be worn. Name tags, aircrew badges, medals, CAF Commendation Dress Insignia and achievement badges are not to be worn.
  - b. It is not to be worn with civilian clothing but may be worn as appropriate with RNZAF sports clothing.
  - c. Under normal weather conditions it is to be worn with the collar down, the top stud undone and the zip open to a point just below the top stud, i.e. the zip is not visible.

## Black Office Jacket

- 2.18 The Black Office Jacket may be worn with Orders of Dress 4, 5, 6 and 7. The following dress rules will apply:
- a. Black rank shoulder slides are to be worn. Embellishments such as brevets, medals, medal ribbons, awards and name tags are not to be worn.
  - b. It is not to be worn with civilian clothing or any RNZAF sports clothing.
  - c. The jacket is to be worn with the ribbed collar up and the collar of the shirt tucked in.
  - d. When inside your own work area, the jacket may be worn unzipped. When going outside or visiting a work area or unit that is not your own, the jacket is to be worn with the zip open no lower than the third button on the long sleeved or short sleeved shirt and may be worn with the heavyweight or lightweight jersey underneath, and when zipped must not show the jersey underneath.

## Black Leather Jacket

- 2.19 The black leather jacket may be worn with orders of dress 5, 6 and 7, civilian clothing and with flying or other uniform overalls, however it is an office jacket alternative not a flying jacket alternative. It is not compatible with any other aircrew equipment and is not approved for use as flying or protective clothing. The following dress rules will apply:
- a. Black rank slides are to be worn. Current black office jacket rank slides require modification and this can be achieved through the Sizing Stores on each base.
  - b. Authorised squadron and unit patches may be worn. The wearing of patches other than authorised RNZAF patches and standards on the jacket, when worn as part of RNZAF uniform, is not approved. Modifications are to comply with service dress regulations. All costs are to be met by the individual.
  - c. When worn with civilian clothing, rank slides and patches are to be removed.

## Annex A Order of Dress No. 1 Mess Dress, Officers, Male

### 1. Standard Items:

Hat, SD  
Shirt, White Mess Dress  
Tie, black, Evening  
Jacket, Mess Dress  
Cummerbund, Black  
Trousers, Mess Dress  
Socks, Black, Mess Dress  
Shoes, Black, Mess Dress  
Miniatures of orders, decorations,  
medals and the Australian Meritorious  
Unit Citation (MUC)  
Chief of Air Force Commendation  
Insignia  
Brevet (as entitled)

### 2. Accessories:

Coat, Rain  
Gloves, Leather, Brown  
Aiguillettes and devices (as required)

### 3. Occasions for Wear: Formal occasions, dinners and ceremonial as ordered.





## Annex B Order of Dress No. 2 Mess Dress, Warrant Officers and SNCOs

### 1. Standard Items:

Hat, SD  
Shirt, White Marcella, Mess Dress  
Tie, Black, Evening  
Jacket, Mess Dress, Blue/Grey  
Cummerbund, Black  
Trousers, SD  
Socks, Black  
Shoes, Dress, Black  
Miniatures of orders, decorations,  
medals and the Australian Meritorious  
Unit Citation (MUC)  
Chief of Air Force Commendation  
Insignia  
Brevet, (as entitled)

### 2. Accessories:

Coat, Rain  
Gloves, Leather, Brown <sup>(1)</sup>  
Aiguillettes and devices (as required)

### 3. Occasions for Wear: Formal occasions, dinners, balls and ceremonial as ordered.

#### Note

- 1 Warrant Officers only.



## Annex C Order of Dress No. 3 Service Dress (SD) Uniform

1. Standard Items:
  - Hat, SD
  - Shirt, Long Sleeved, Blue
  - Tie, Blue
  - Jacket, SD
  - Gloves, Leather, Brown <sup>(1)</sup> <sup>(2)</sup>
  - Trousers, SD
  - Socks, Oxford Blue
  - Shoes, Black, Gristle Sole
  - Ribbons of Orders, Decorations, Medals
  - Brevet, (as entitled)
2. Accessories:
  - Coat, Rain
  - Medals, (Ceremonial occasions as ordered)
  - Swords, (Ceremonial occasions as ordered)
  - Aiguillettes and devices (as required)
3. Occasions for Wear: In accordance with Dress Instructions.

**Note**

- 1 Officers and Warrant Officers only.
- 2 White gloves are to be worn whenever a sword is carried.



## Annex D Orders of Dress No. 3A General Purpose (GP) Uniform

1. Standard Items:

As for 3 SD except:  
Cap FS replaces Hat SD,  
Gloves , Leather Brown removed

2. Alternative Items:

Hat, SD<sup>(1)</sup>

3. Accessories:

Coat, Rain  
Gloves, Leather Brown<sup>(2)</sup>  
Gloves, Woollen, Blue-Grey<sup>(3)</sup>

4. Occasions for Wear: Working Dress.

**Note**

- 1 Hat SD should only be worn on appropriate occasions and not as part of standard working dress.
- 2 Officers and Warrant Officers only.
- 3 Other Ranks.



## Annex E Order of Dress No. 4 Service Dress (SD) Uniform

1. Standard Items:  
As for 3 SD, less:  
Jacket, SD  
Gloves, Leather, Brown <sup>(1)</sup>
2. Alternative Items:  
Cap, FS <sup>(2)</sup>  
RNZAF Blue Sunhat <sup>(6)</sup> <sup>(7)</sup>
3. Accessories:  
Coat, Rain  
Jacket, Windbreaker <sup>(3)</sup>  
Gloves, Leather, Brown <sup>(4)</sup>  
Gloves, Woollen, Blue-Grey <sup>(5)</sup>  
Jacket, Office, Black <sup>(3)</sup>
4. Occasions for Wear: Standard Service Dress in Tropical areas. Relaxed Service Dress in New Zealand.

### Note

- 1 Officers and Warrant Officers only.
- 2 In lieu of Hat SD when this uniform is worn as working dress.
- 3 When worn as working dress.
- 4 Worn only with other accessories.
- 5 Other Ranks. Worn only with other accessories.
- 6 Not to be worn outside RNZAF bases or camps unless ordered.
- 7 Not to be worn on parade unless ordered otherwise.



## Annex F Order of Dress No. 5 General Purpose (GP) Uniform

1. Standard Items:
  - Cap, FS
  - Shirt, Long Sleeved, Blue <sup>(1)</sup>
  - Trousers, SD or GP
  - Socks, Oxford Blue
  - Shoes, Black, Gristle Sole
2. Alternative Items:
  - Hat, SD <sup>(2)</sup>
  - RNZAF Blue Sunhat <sup>(6)</sup> <sup>(7)</sup>
  - Tie, Blue
  - Socks, Heavy Weight, Khaki <sup>(3)</sup>
  - Boots, Combat, Black
3. Accessories:
  - Coat, Rain
  - Jacket, Windbreaker
  - Sweater, Heavy Weight, Indigo
  - Sweater, Light Weight, Indigo
  - Gloves, Leather, Brown <sup>(4)</sup>
  - Gloves, Woollen, Blue-Grey <sup>(5)</sup>
  - Jacket, Office, Black
  - Jacket, Leather, Black
4. Occasions for Wear: Working Dress

### Note

- 1 To be worn with sleeves fastened at wrist.
- 2 Only worn on appropriate occasions as ordered.
- 3 Worn only with boots, combat, black.
- 4 Worn only with other accessories. Officers and Warrant Officers only.
- 5 Worn only with other accessories. Other Ranks.
- 6 Not to be worn outside RNZAF bases or camps unless ordered.
- 7 Not to be worn on parade unless ordered otherwise.



## Annex G Order of Dress No. 6 General Purpose (GP) Uniform

1. Standard Items:
  - Cap, FS
  - Shirt, Short Sleeve, Blue
  - Trousers, SD or GP
  - Socks, Oxford Blue
  - Shoes, Black, Gristle Sole
2. Alternative Items:
  - Hat, SD <sup>(1)</sup>
  - RNZAF Blue Sunhat <sup>(5)</sup> <sup>(6)</sup>
  - Socks, Heavy Weight, Khaki <sup>(2)</sup>
  - Boots, Combat, Black
3. Accessories:
  - Coat, Rain
  - Jacket, Windbreaker
  - Sweater, Heavy Weight, Indigo
  - Sweater, Light Weight, Indigo
  - Gloves, Leather, Brown <sup>(3)</sup>
  - Gloves, Woollen, Blue-Grey <sup>(4)</sup>
  
  - Jacket, Office, Black
  - Jacket, Leather, Black
4. Occasions for Wear: Working Dress

### Note

- 1 Only worn on appropriate occasions as ordered.
- 2 Worn only with combat boots.
- 3 Worn only with other accessories. Officers and Warrant Officers only.
- 4 Worn only with other accessories. Other Ranks.
- 5 Not to be worn outside RNZAF bases or camps unless ordered.
- 6 Not to be worn on parade unless ordered otherwise.



## Annex H Orders of Dress No. 7 General Purpose (GP) Uniform

1. Standard Items:
  - Cap, FS
  - Shirt, Short Sleeve, Blue
  - Shorts, Summer, Blue Grey
  - Socks, Oxford Blue
  - Shoes, Black, Gristle Sole
2. Alternative Items:
  - Hat, SD <sup>(1)</sup>
  - RNZAF Blue Sunhat <sup>(2)</sup> <sup>(3)</sup>
3. Accessories:
  - Coat, Rain
  - Jacket, Windbreaker
  - Sweater, Light Weight, Indigo
  - Sweater, Heavy Weight, Indigo
  - Jacket, Office, Black
  - Jacket, Leather, Black
4. Occasions for Wear: Working Dress.  
Standard Working Dress for tropical areas.

### Note

- 1 Only worn on appropriate occasions as ordered.
- 2 Not to be worn outside RNZAF bases or camps unless ordered.
- 3 Not to be worn on parade unless ordered otherwise.





## Annex I Order of Dress No. 8 Field Service Dress (FSD) Uniform (Male and Female)

- |  |  |
|--|--|
| <p>1. Standard Items:</p> <p>Cap, FS</p> <p>Shirt, Disruptive Pattern Material (DPM), Green <sup>(1)</sup> <sup>(2)</sup></p> <p>Trousers, DPM <sup>(3)</sup></p> <p>Boots, Combat Black</p> <p>Socks, Heavy Weight, Khaki</p> <p>Belt, Web</p> <p>2. Alternative Items:</p> <p>Hat, Jungle DPM <sup>(4)</sup></p> <p>RNZAF Baseball Cap <sup>(6)</sup></p> <p>Socks, Cold Weather, Green</p> <p>3. Accessories:</p> <p>Jacket, Smock, Windproof DPM</p> <p>Smock Liner Thermal, Khaki <sup>(7)</sup></p> <p>Gloves, Cold Weather</p> <p>Sweater, Heavy Weight, Green <sup>(1)</sup></p> <p>Balaclava <sup>(4)</sup></p> <p>Hat Utility Wide Brim DPM</p> <p>RNZAF Beanie <sup>(5)</sup><sup>(6)</sup></p> <p>T-shirt PT (navy blue)</p> <p>Under Shirt Merino</p> <p>Under Trouser Merino</p> <p>4. Occasions for Wear: Working dress during Deployments and Exercises or as ordered.</p> | <p>2 Shirt to be worn out, with top button open.</p> <p>3 To be worn iaw paragraph 1.48.</p> <p>4 Worn only in the field.</p> <p>5 Not to be worn outside RNZAF bases or camps unless ordered.</p> <p>6 Not to be worn on parade unless ordered otherwise.</p> <p>7 Only to be worn underneath Jacket, Smock Windproof DPM, not as an outer garment.</p> |
|--|--|



### Note

- 1 Rank Slides:
- a. Khaki rank slides to be worn for general use and exercises within New Zealand.
  - b. DPM rank slides to be worn on operations/operational duties outside of New Zealand.

## Annex J Order of Dress No. 1 Mess Dress, Officers, Female

1. Standard Items:

Hat, SD  
Shirt, White, Mess Dress  
Tie, Black, Evening  
Jacket, Mess Dress  
Cummerbund, Black  
Skirt, Mess Dress

Shoes, Court, Black<sup>(2)</sup>  
Miniatures of orders, decorations,  
medals and the Australian Meritorious  
Unit Citation (MUC)  
Chief of Air Force Commendation  
Insignia  
Brevet, (as entitled)

2. Accessories:

Coat, Rain  
Gloves, Leather, Black<sup>(1)</sup>  
Aiguillettes and devices (as required)  
Handbag, Evening, Black

3. Occasions for Wear: Formal occasions,  
dinners and ceremonies as ordered.

**Note**

- 1 Worn only with accessories.
- 2 Can be worn with or without pantihose.



## Annex K Order of Dress No. 2 Mess Dress, Warrant Officers and SNCOs Female

### 1. Standard Items:

Hat, SD  
Blouse, White, Mess Dress  
Tie, Crossover, Black  
Jacket, Mess Dress, Blue/Grey  
Cummerbund, Black  
Skirt, Blue-Grey, Mess Dress  
Pantihose, (as issued)  
Shoes, Court, Black  
Miniatures of orders, decorations,  
medals and the Australian Meritorious  
Unit Citation (MUC)  
Chief of Air Force Commendation  
Insignia  
Brevet, (as entitled)

### 2. Accessories:

Coat, Rain  
Gloves, Leather, Black <sup>(1)</sup> <sup>(2)</sup>  
Handbag, Evening, Black

### 3. Occasions for Wear: Formal occasions, dinners, balls and ceremonies as ordered.

#### Note

- 1 Worn only with accessories.
- 2 Warrant Officers only.



## Annex L Order of Dress No. 3 Service Dress (SD) Uniform (Female)

1. Standard Items:
  - Hat, SD
  - Shirt, Long Sleeved, Blue
  - Tie, Blue
  - Jacket, SD
  - Gloves, Leather, Black <sup>(1)</sup>
  - Gloves, Woollen, Blue Grey <sup>(2)</sup>
  - Skirt
  - Pantihose, (as issued)<sup>(5)</sup>
  - Shoes, Black, Gristle Sole,
  - Ribbons of Orders, Decorations, Medals
  - Socks, Blue <sup>(3)</sup>
  - Trousers, SD
2. Accessories:
  - Coat, Rain
  - Medals (Ceremonial Occasions as ordered)
  - Aiguillettes (as required)
3. Alternative Items:
  - Shoes, Black, Court <sup>(4)</sup>
4. Occasions for Wear: In accordance with Dress Instructions.

### Note

- 1 Officers and Warrant Officers only.
- 2 Other ranks.
- 3 To be worn only with Trousers, SD and Shoes, Black, Gristle Sole.
- 4 Not to be worn on parade.
- 5 Optional when worn with Shoes, Black, Court.



## Annex M Order of Dress No. 3A General Purpose (GP) Uniform (Female)

1. Standard Items:  
As for No. 3 SD except:
  - a. Cap FS replaces Hat SD.
  - b. Gloves, removed.
2. Alternative Items:  
Hat, SD <sup>(1)</sup>  
  
Shoes, Court, Black <sup>(2)</sup>
3. Accessories:  
Coat, Rain  
Gloves, Leather Black <sup>(3)</sup>  
Gloves, Woollen, Blue-Grey <sup>(4)</sup>
4. Occasions for Wear: Normal Working Dress.

### Note

- 1 Hat SD should only be worn on appropriate occasions and not as part of standard working dress.
- 2 Not to be worn on parade.
- 3 Worn only with other accessories. Officers and Warrant Officers.
- 4 Other ranks.



## Annex N Order of Dress No. 4 Service Dress (SD) Uniform (Female)

1. Standard Items:  
As for 3 SD, less
  - a. Jacket, SD
  - b. Gloves, Leather, Black
2. Alternative Items:  
Cap, FS <sup>(1)</sup>  
RNZAF Blue Sunhat <sup>(6)</sup> <sup>(7)</sup>  
Shoes, Court, Black <sup>(2)</sup>
3. Accessories:  
Coat, Rain  
Jacket, Windbreaker <sup>(3)</sup>  
Gloves, Leather Black <sup>(4)</sup>  
Gloves, Woollen, Blue-Grey <sup>(5)</sup>  
Jacket, Office, Black
4. Occasions for Wear: Standard Service Dress in Tropical areas. Relaxed Service Dress in New Zealand.

### Note

- 1 In lieu of Hat SD when this uniform is worn as working dress.
- 2 Not to be worn on parade.
- 3 When worn as working dress.
- 4 Worn only with other accessories. Officers and Warrant Officers only.
- 5 Other ranks.
- 6 Not to be worn outside RNZAF bases or camps unless ordered.
- 7 Not to be worn on parade unless ordered otherwise.



## Annex O Order of Dress No. 5 General Purpose (GP) Uniform (Female)

- |   |   |
|---|---|
| <p>1. Standard Items:</p> <ul style="list-style-type: none"> <li>Cap, FS</li> <li>Shirt, Long Sleeved, Blue <sup>(1)</sup></li> <li>Skirt</li> <li>Pantihose, (as issued)</li> <li>Shoes, Black, Gristle Sole</li> <li>Socks, Blue <sup>(3)</sup></li> <li>Trousers, SD</li> </ul> <p>2. Alternative Items:</p> <ul style="list-style-type: none"> <li>Hat, SD <sup>(2)</sup></li> <li>RNZAF Blue Sunhat <sup>(9)</sup> <sup>(10)</sup></li> <li>Tie, Blue</li> <br/> <li>Shoes, Court, Black <sup>(4)</sup> <sup>(5)</sup></li> <li>Socks, Heavy Weight, Khaki <sup>(6)</sup></li> <li>Boots, Combat, Black</li> </ul> <p>3. Accessories:</p> <ul style="list-style-type: none"> <li>Coat, Rain</li> <li>Jacket, Windbreaker</li> <li>Sweater, Heavy Weight</li> <li>Sweater, Light Weight</li> <li>Gloves, Leather, Black <sup>(7)</sup></li> <li>Gloves, Woollen, Blue-Grey <sup>(8)</sup></li> <li>Jacket, Office, Black</li> <li>Jacket, Leather, Black</li> </ul> <p>4. Occasions for Wear: Working Dress, all seasons.</p> | <p>5 Can be worn with or without pantihose.</p><br><p>6 To be worn with combat boots only.</p> <p>7 Worn only with accessories. Officers and Warrant Officers only.</p> <p>8 Other ranks.</p> <p>9 Not to be worn outside RNZAF bases or camps unless ordered.</p> <p>10 Not to be worn on parade unless ordered otherwise.</p> |
|---|---|

**Note**



**Note**

- 1 To be worn with sleeves fastened at wrist.
- 2 Only worn on appropriate occasions as ordered.
- 3 To be worn only with Trousers, SD.
- 4 Not to be worn on parade.



## Annex P Order of Dress No. 6 General Purpose (GP) Uniform (Female)

- |   |   |
|---|---|
| <p>1. Standard Items:</p> <ul style="list-style-type: none"> <li>Cap FS</li> <li>Shirt, Short Sleeve, Blue</li> <li>Skirt, Service Dress</li> <li>Pantihose (as issued)</li> <li>Shoes, Black, Gristle Sole</li> <li>Socks, Blue <sup>(1)</sup></li> <li>Trousers, SD</li> </ul> <p>2. Alternative Items:</p> <ul style="list-style-type: none"> <li>Hat SD <sup>(2)</sup></li> <li>RNZAF Blue Sunhat <sup>(8) (9)</sup></li> <li>Socks, Heavy Weight, Khaki <sup>(3)</sup></li> <li>Shoes, Court, Black, Leather <sup>(4) (5)</sup></li> <li>Boots, Combat, Black</li> </ul> <p>3. Accessories:</p> <ul style="list-style-type: none"> <li>Coat, Rain</li> <li>Jacket, Windbreaker</li> <li>Sweater, Heavy Weight</li> <li>Sweater, Light Weight</li> <li>Gloves, Leather, Black <sup>(6)</sup></li> <li>Gloves, Woollen, Blue-Grey <sup>(7)</sup></li> </ul> <p style="padding-left: 20px;">Jacket, Office, Black</p> <p>4. Occasions for Wear: Working Dress, all seasons.</p> | <p>6 Worn only with accessories. Officers and Warrant Officers only.</p> <p>7 Other ranks.</p> <p>8 Not to be worn outside RNZAF bases or camps unless ordered.</p> <p>9 Not to be worn on parade unless ordered otherwise.</p> |
|---|---|



### Note

- 1 To be worn only with Trousers, SD.
- 2 Only worn on appropriate occasions as ordered.
- 3 To be worn only with Boots Combat Black.
- 4 Not to be worn on parade.
- 5 Can be worn with or without pantihose.

## Annex Q Order of Dress No. 7 General Purpose (GP) Uniform (Female)

1. Standard Items:
  - Cap FS
  - Shirt, Short Sleeve, Blue
  - Skirt
  - Pantihose, (as issued)
  - Shoes, Black Gristle Sole
2. Alternative Items:
  - Hat, SD <sup>(1)</sup>
  - RNZAF Blue Sunhat <sup>(5)</sup> <sup>(6)</sup>
  - Sandals, Black <sup>(2)</sup> <sup>(4)</sup>
  - Shoes, Court, Black <sup>(3)</sup> <sup>(4)</sup>
3. Accessories:
  - Coat, Rain
  - Jacket, Windbreaker
  - Sweater Light Weight
  - Jacket, Office, Black
  - Jacket, Leather, Black
4. Occasions for Wear: Working Dress, Standard Working Dress for tropical areas.

### Note

- 1 Only worn on appropriate occasions as ordered.
- 2 Not to be worn with pantihose.
- 3 May be worn with or without pantihose.
- 4 Not to be worn on parade.
- 5 Not to be worn outside RNZAF bases or camps unless ordered.
- 6 Not to be worn on parade unless ordered otherwise.



## Chapter 3 Badges

### Section 1 Cap Badges

#### Officers

##### Cap Badges – Air Rank

- 3.1 The cap badge for officers of air rank comprises a wreath of laurels surmounted by a gold-embroidered lion and crown. The eagle is in gilt metal. A miniature version is used for the field service (FS) cap.

##### Cap Badges – Below Air Rank

- 3.2 The cap badge for officers of field and junior ranks comprises an eagle in gilt metal, set in between gold-embroidered laurel leaves, and surmounted by a gold-embroidered crown. The badge is placed above the peak of the SD cap with the bottom of the laurel leaves clear of the chin-strap. A miniature version is used for women officers' caps, and for FS caps.

##### Cap Badges – Chaplains

- 3.3 The chaplain's cap badge features a Maltese Cross in black metal with a gilt wreath and the letters 'NZ' in its centre. The Cross is superimposed on wings of gilt metal, and is surmounted by a gold embroidered crown. A miniature version is provided for the FS cap.

##### Field Service (FS) Cap Badge

- 3.4 The badge for the FS cap is a miniature version of the appropriate SD cap badge. The badge is worn on the wearer's left side of the FS cap. It is placed centrally between the flaps and the top of the cap.

#### Warrant Officers

##### Cap Badges

- 3.5 The cap badge for warrant officers comprises an eagle set in between entwined laurel leaves, and surmounted by a crown, all in gilt metal. The badge is placed above the peak of the SD cap with the upper edge of the wings in line with the top of the mohair band. A miniature version is provided for female warrant officers, and for the FS cap.

#### Airmen and Airwomen

##### Cap Badges – Below Warrant Officer

- 3.6 For members below the rank of warrant officer, the badge is of gilt metal and consists of a set of laurel leaves surrounding the letters 'RNZAF' surmounted by a crown. The placement of the cap badge is as follows:
  - a. **Female Service Dress.** The badge is placed centrally on the black band at the centre front of the cap.

- b. **Female Field Service.** The badge is placed in the middle of the band one finger width to the left of the centre front of the cap.
- c. **Male Service Dress.** The badge is placed above the peak of the cap with the top of the letters 'N' and 'Z' aligned with the top of the black band.
- d. **Male Field Service.** The badge is placed centrally between the flaps and the top of the cap.

## All Ranks

### RNZAF Blue Sunhat, RNZAF Baseball Cap and RNZAF Blue Beanie

- 3.6a The uniform issue RNZAF blue sunhat, RNZAF baseball cap and RNZAF blue beanie each have an embroidered badge. The badge is gold coloured, and comprises an eagle surmounted by a crown. The letter 'N' is placed to the left of the crown and the 'Z' to the right, and the words 'AIR FORCE' are embroidered below the eagle. The RNZAF baseball cap also has the letters 'RNZAF' embroidered in gold on the rear of the cap, immediately above the adjustable strap.

## Illustrations

- 3.7 Illustrations of the badges discussed in this section are shown in [Annex A](#).
- 3.8 Reserved.
- 3.9 Reserved.
- 3.10 Reserved.
- 3.11 Reserved.

## Section 2 Aircrew Badges

### Existing Specifications

3.12 Service personnel qualified in any of the following aircrew specialisations are to wear the appropriate aircrew badge in the manner prescribed in Table 3–1.

### Obsolescent Specialisations

3.13 Aircrew of the following specifications are no longer trained within the RNZAF, but qualified personnel are to wear the appropriate badge in the manner prescribed in Table 3–2.

**Table 3–1 : Existing Aircrew Badges**

Badge	Description (SD version)	Position
Pilot	Wings with the letters 'NZ' in centre and surmounted by a crown all embroidered in parchment coloured silk with a laurel wreath, embroidered in brown (horse chestnut) silk surrounding the letters 'NZ', the whole mounted on black cloth.	Left breast of jacket immediately and centrally above the top line of the pocket.
Air Warfare Officer or Air Warfare Specialist	The letters 'AW' surmounted by a crown embroidered in parchment coloured silk with a laurel wreath embroidered in brown (horse chestnut) silk surrounding the letters 'AW', and an outspread wing embroidered in parchment coloured silk. The whole mounted on black cloth.	Left breast of jacket immediately above the line of the breast pocket, the 'N' being vertically and directly above the button.
Air Engineer	As for Air Warfare Officer but with the letter 'E' substituted for the 'AW'.	As for Air Warfare Officer.
Air Loadmaster	As for Air Warfare Officer but with the letters 'LM' substituted for the 'N'.	As for Air Warfare Officer.
Air Ordnanceman	As for Air Warfare Officer but with the letters 'AO' substituted for the letter 'N'.	As for Air Warfare Officer.
Helicopter Crewman	As for Air Warfare Officer but with the letters 'HC' substituted for the letter 'N'.	As for Air Warfare Officer.
Flight Steward	As for Air Warfare Officer but with the letters 'FS' substituted for the letter 'N'.	As for Air Warfare Officer.

**Table 3–2 : Obsolescent Aircrew Badges**

Badge	Description (SD version)	Position
Navigator	As for Air Warfare Officer but with the letter 'N' substituted for the 'AW'.	As for Air Warfare Officer.
Air Electronics Officer or Operator	As for Air Warfare Officer but with the letters 'AE' substituted for the 'AW'.	As for Air Warfare Officer.
Air Signaller	As for Air Warfare Officer but with the letter 'S' substituted for the 'AW'.	As for Air Warfare Officer.
Air Quartermaster	As for Air Warfare Officer but with the letters 'QM' substituted for the 'AW'.	As for Air Warfare Officer.

## Wearing of Aircrew Badges

### Metal Badges

- 3.14 Aircrew badges executed in metal are to be worn on SD/GP shirts over the left breast and positioned to correspond with the cloth badge on the jacket.

### Mess Dress

- 3.15 Aircrew badges worn with mess dress are to be half size and executed in gold embroidery on blue cloth.

### General Rules

- 3.16 Aircrew who are qualified for more than one aircrew badge are to wear the badge appropriate to their appointment, or last employment as aircrew.
- 3.17 Personnel who qualified for an aircrew badge with a Commonwealth force may wear the equivalent RNZAF badge upon enlistment in the RNZAF. Personnel who qualified as aircrew with an armed Service, other than in the Commonwealth, may make application to Air Staff for a decision on their eligibility to wear an equivalent RNZAF aircrew badge.
- 3.18 Should a service member be entitled to wear both an aircrew badge and PJI badge, the aircrew badge is to take precedence and the 'qualified parachutist badge' in lieu of the PJI badge, is to be worn on the upper right sleeve of the Service Dress Jacket, 40 mm below the identification badge.

### Wear with Medal Ribbons

- 3.19 Where medal ribbons are worn, aircrew badges are to be symmetrically placed directly above the top row of medal ribbons with a space of 10 mm between the lowest part of the badge and the upper edge of the ribbon. When this results in the badge being partly obscured by the lapel or collar, it is to be moved towards the sleeve seam to display as much of the badge as space allows.
- 3.20 Illustrations of the badges discussed in this section are shown in [Annex B](#).
- 3.21 Reserved.
- 3.22 Reserved.
- 3.23 Reserved.
- 3.24 Reserved.

## Section 3 Other Badges and Identifying Insignia

### Collar Badges

- 3.25 Badges are worn on each collar by medical officers and chaplains as follows:
- a. **Medical Officers.** Medical officers wear the winged Caduceus of Mercury, surmounted by a crown, all in gilt metal on each lapel. The badge is to be positioned on the collars with the staff vertical. On a jacket, the bottom of the badge is to be 25 mm above the inner end of the step opening. The badge is to be midway between the inner and outer edges of the collar. A silvered Caduceus is worn on a mess jacket. On shirt collars, the centre of the badge is to be 25 mm from the point on the SD shirt, and 45 mm from the point on the GP shirt.
  - b. **Chaplains.** Chaplains wear a gilt Latin cross placed on each lapel. On jackets, the foot of the cross is to be 25 mm above the inner end of the step opening, and the vertical axis parallel to the outer edge of the collar. On shirts, the vertical axis is to bisect the angle of the point of the collar. The foot of the cross is to be 10 mm from the point of the collar on the SD shirt, and 25 mm on the GP shirt. Crosses are also worn on mess jackets.

### Parachute Jump Instructor Badge

- 3.26 Personnel qualified as Parachute Jump Instructors are to wear the Parachute Jump Instructor Badge on the left breast of the jacket immediately and centrally above the top line of the pocket. The badge is comprised of a single wing of drab silk and a symbolic parachute encompassed by laurel leaves and Crown.

### Achievement Badges

- 3.27 Achievement Badges are awarded to recognise the attainment of qualifications beyond those required by an individuals in their primary employment sphere. The description and qualifications for each badge are contained in paragraphs 3.28 to 3.34.

### Qualified Parachutists Badge

#### Description

- 3.28 A symbolic white parachute between double light blue wings of drab silk, the whole being on an Air Force blue background; worn on the right upper sleeve of the Service Dress jacket, 40 mm below the identification badge.

#### Qualifications

- 3.29 This badge is awarded to all members of the Regular Air Force who have completed the Basic Static Line Parachute Course as detailed in NZAP 9245.

### Marksman's Badge

#### Description

- 3.30 Crossed rifles embroidered in blue silk on a blue-grey background; worn on the right sleeve of the Service Dress jacket, 100 mm from the bottom of the sleeve.



## Qualifications

- 3.31 This badge is to be awarded to all regular members of the RNZAF below the rank of Warrant Officer who qualify as marksmen in accordance with NZAP 242.
- 3.32 Qualification as a marksman will be for one year only and is subject to annual re-qualification. A badge is to be issued on the first attainment and may only be worn by currently entitled personnel.

## Musician's Badge

### Description

- 3.33 A lyre on a demi-wreath surrounded by a crown embroidered in light blue on a light blue-grey background; worn on the right sleeve of the Service Dress jacket, the bottom of the badge to be 125 mm above the bottom of the sleeve.

### Qualifications

- 3.34 This badge is to be awarded to all members of the Regular Air Force below the rank of Warrant Officer who qualify as volunteer musician in the Base Bands of the RNZAF. The badge is to be worn only while a service member remains a volunteer member of the Base Band.

#### Note

When a Musician's Badge is worn with a Marksman's Badge the latter is to be worn with the bottom of the badge situated 60 mm from the bottom of the sleeve and the Musician's Badge situated 30 mm above the peak of the Marksman's Badge.

## Shoulder Insignia

- 3.35 'NEW ZEALAND' identification badges are to be worn at all times. They are worn on the outer ends of the epaulette slides. On the SD jacket 'ROYAL NEW ZEALAND AIR FORCE' identification badge is to be worn. It is worn on the sleeve, with a space of 20 mm between the top seam and the top of the lettering.

## Air Force Cadet (Youth) Distinguishing Badge

- 3.36 Deleted.
- 3.37 Deleted.

## Identification Tags

- 3.38 Identification tags for duty personnel such as orderly officer and duty NCO are to be affixed above the right breast pocket of the uniform they are wearing. The tag is to clearly show the nature of the duty e.g. orderly officer. Red Cross brassards, mourning bands, and armbands for RNZAF Air Security personnel are worn on the left arm above the elbow.

## Chief of Air Force's Commendation Dress Insignia

### Description

- 3.39 The Chief of Air Force's Commendation Dress Insignia comprises of a gilt metal rectangle measuring 30 x 12mm bearing an eagle and two stars on a dark blue background, with single diagonal light blue and red stripes.

## Manner of Wearing

- 3.40 The insignia is to be worn on the right breast of the uniform shirt and the Service Dress jacket, 1.5cm above the name tag.

## Qualification

- 3.41 The insignia is worn by all ranks of the RNZAF who have been awarded the Chief of Air Force's Commendation for outstanding zeal and devotion to duty. The award of two or more commendations is denoted by a gilt metal border to the insignia.

## Illustrations

- 3.42 An illustration of the Parachute Jump Instructors Badge is shown in [Annex C](#).
- 3.43 Illustrations of Achievement Badges, Shoulder Insignia, and the Chief of Air Force's Commendation Dress Insignia are shown at [Annex D](#).

## Air Force Identifier

- 3.44 Air Force identification badges are to be worn at all times. On the black office jacket they are worn on the sleeve, with a space of 20mm between the top seam and the top of the identifier. The eagles are to be facing rearward. Insignia are shown at [Annex D](#).

## Annex A Cap Badges



Air Rank



Below Air Rank



Chaplain



Warrant Officer



Airman



RNZAF Blue Sunhat



RNZAF Baseball Cap



RNZAF Blue Beanie

## Annex B Aircrew Badges



Pilot



Air Warfare Officer and Air Warfare Specialist



Air Engineer



Air Loadmaster



Air Ordnanceman



Helicopter Crewman



Flight Steward

## Annex C Parachute Jump Instructor Badge



Uncontrolled Copy



## Annex D Achievement Badges, Shoulder Insignia



Qualified Parachutist



Marksman



Musician



Shoulder Insignia



Chief of Air Force's  
Commendation



Air Force Identifier



# Chapter 4 Rank and Classification Insignia

## Section 1 Officers

### Where Rank is Shown

#### Mess Kit

- 4.1 Rank is shown on the shoulder slides of the All Seasons Dress jacket.

#### Service Dress (SD)

- 4.2 Rank is shown by black and blue braid on the sleeves of SD jackets, and on the light-blue shoulder slides on the SD shirt when the jacket is not worn.

#### General Purpose (GP) Dress

- 4.3 Rank is shown on the appropriate shoulder slides of GP dress; light-blue for shirts, and dark-blue for sweaters and wind-breaker jackets.

### Rank Stripes

- 4.4 Ranks are indicated as follows:

- a. **Marshal of the Royal New Zealand Air Force.** One stripe of 51 mm braid with four stripes of 14 mm braid above.
- b. **Air Chief Marshal.** One stripe of 51 mm braid with three stripes of 14 mm braid above.
- c. **Air Marshal.** One stripe of 51 mm braid with two stripes of 14 mm braid above.
- d. **Air Vice-Marshal.** One stripe of 51 mm braid with one stripe of 14 mm braid above.
- e. **Air Commodore.** One stripe of 51 mm braid.
- f. **Group Captain.** Four stripes of 14 mm braid.
- g. **Wing Commander.** Three stripes of 14 mm braid.
- h. **Squadron Leader.** Two stripes of 14 mm braid with a stripe of 6 mm braid between.
- i. **Flight Lieutenant.** Two stripes of 14 mm braid.
- j. **Flying Officer.** One stripe of 14 mm braid.
- k. **Pilot Officer.** One stripe of 6 mm braid.

### Positioning and Spacing of Rank Braid

- 4.5 Black and blue rank braid for officers is manufactured composite form. When fixed on to the sleeve of SD jackets, the braid is to be centred 95 mm from the edge of the cuff.

## Illustrations

- 4.6 Illustrations of the rank stripes referred to in paragraph 4.4 are shown in [Annex A](#).
- 4.7 Reserved.
- 4.8 Reserved.
- 4.9 Reserved.
- 4.10 Reserved.
- 4.11 Reserved.

Uncontrolled Copy

## Section 2 Airmen

### Warrant Officers

4.12 Warrant Officers rank is shown by the 'Royal Arms', embroidered on blue-grey worsted material, on both sleeves of the SD jacket, and in gold on the right sleeve of the mess jacket. The badge is to be placed midway between the pressed seams of each sleeve, with its centre 165 mm from the cuff. The badge also appears on warrant officers' shoulder slides.

4.13 Deleted.

### Non Commissioned Officers

#### Sergeants and Flight Sergeants

4.14 Sergeants rank is shown on the sleeve of the SD jacket by embroidered chevrons of three bars on worsted material. A gold embroidered version is worn on mess jackets. Chevrons are to be midway between the pressed seams sleeves with the lowest point 240 mm from the top of the sleeve. Aircrew wear a blue embroidered eagle in the space between the upper points of the chevrons, with the tail 15 mm above the chevrons in the centre. In addition, flight sergeants wear a gold anodised crown midway between the upper points of the chevrons. Blue embroidered crowns also appear on shoulder slides.

#### Corporals

4.15 Corporals rank is shown on the sleeves of the SD jacket by embroidered chevrons of two bars on worsted material. A gold-embroidered version is worn on white, formal jackets of corporal stewards. Chevrons are to be midway between the pressed seams of the sleeves with the lowest point 240 mm from the top of the sleeve. Corporal aircrew wear a blue embroidered eagle as detailed in paragraph 4.14 for sergeant and flight sergeant aircrew. These insignia also appear on shoulder slides.

#### Leading Aircraftmen

4.16 The classification of LAC is shown by a blue embroidered propeller blade, worn on the sleeves of the SD jacket, midway between the pressed seam of the sleeves. The bottom of the badge is to be 200 mm from the top of the sleeve. The propeller also appears on shoulder slides.

### Officer Cadets

4.17 Officer Cadets wear braid appropriate to their rank, superimposed on a piece of material 40 mm wide on their shoulder slides. All Officer Cadets wear tabs of white vinyl material on the lapels of their SD jackets.

## Physical Training Instructors

- 4.18 NCO Physical Training Instructors wear badges of rank on the sleeves of their tracksuits.

## Lapel Badges

- 4.19 Black plastic lapel badges are available with NCO rank etched in white. They are worn on the right-hand lapel of protective clothing by personnel in the following trades:
- Technical,
  - Supply,
  - Motor Transport,
  - Medical, and
  - General Service Training.

### Note

'Iron on' badges are worn on coveralls in lieu of plastic lapel badges.

- 4.20 Deleted.
- 4.21 Deleted.
- 4.22 Deleted.

## Illustrations

- 4.23 Illustrations of the rank insignia for warrant officers, flight sergeants, sergeants, corporals and LACs are shown in [Annex B](#).

## Section 3 Aircrew : Flying Clothing

### Scale Issues

- 4.24 Rank insignia and national identification badges (NZ Flash and NZ Flag) are to be issued with each flying coverall and flying jacket and sewn onto each garment by the Base Tailor at Public Expense.

### Rank Insignia

#### Officers

- 4.25 Rank braids are to be sewn directly onto the shoulders of flying coveralls and flying jackets 2cm from the shoulder seam.

- 4.26 Deleted.

#### NCOs

- 4.27 Rank badges for NCO aircrew are to be sewn directly on the right sleeve of coveralls and flying jackets, centrally positioned, with the tip of the badge 23cm from the shoulder seam.

### National Identification Badges

#### NZ Flash

- 4.28 The 'New Zealand' shoulder flash is to be sewn directly on both sleeves of the coverall and flying jacket positioned centrally 2cm below the shoulder seam, on both garments.

#### NZ Flag

- 4.29 The New Zealand Flag badge is to be sewn directly on the left sleeve of coveralls and flying jackets 2cm below the base of the New Zealand shoulder flash.

### Combined Aircrew Badge/Name Tag

- 4.30 Non scale embroidered combined aircrew badge/name tag black cloth patches, when worn in lieu of scale issue aircrew badges and name tags, are to be affixed with Velcro to the left breast of both coveralls and flying jackets centrally in a position which equates to the top line of the SD jacket pocket.


## RNZAF Squadron Badges

- 4.31 When worn the approved RNZAF Squadron Badge of the squadron with which the member is serving (see NZAP 3327, Chapter 9 for description and photographs) is to be centrally positioned, affixed with Velcro, on the right sleeve of both coveralls and flying jackets with the tip of the badge 2cm below the base point of the New Zealand shoulder flash. This is non scale item.
- 4.32 When worn the Squadron Patch of the squadron with which the member is serving is to be centrally positioned, and fastened with Velcro on the right breast of both coveralls and flying jackets. This is a non scale item.

## Annex A Officer Rank Stripes




Marshal of the Royal New Zealand Air Force



Air Chief Marshal



Air Marshal



Air Vice-Marshal



Air Commodore



Group Captain





Wing Commander



Squadron Leader



Flight Lieutenant



Flying Officer



Pilot Officer

## Annex B Airman Insignia



Warrant Officer



Flight Sergeant



Flight Sergeant Aircrew



Sergeant



Sergeant Aircrew



Corporal



Corporal Aircrew



Leading Aircraftman

# Chapter 5 Orders, Decorations and Medals

## Section 1 Introduction

### Prime Reference to Honours and Awards

- 5.1 The prime reference for the award, forfeiture and restoration, etc of honours and awards in the RNZAF is DFO 4.

### Ribbons

- 5.2 The term 'ribbon' when used in this chapter includes the ribbons of orders, decorations and medals, whether British or foreign, authorised for wear with uniform and evening dress.

### Order of Precedence

- 5.3 The order of precedence in which orders, decorations and medals or their ribbons will be worn is detailed in [Annex A](#) to this chapter.

### Method of Wear

- 5.4 The method of wearing orders, decorations and medals is set out in Section 2 of this chapter.

### DFOs(F) Provisions

- 5.5 Orders governing the qualifications for the award of long service medals are detailed in Chapter 7 of DFOs(F).

### Illustrations

- 5.6 A selection of illustrations of orders, decorations, World War II medals and stars is provided in [Annex B](#).

### Recognition Guide

- 5.7 A Recognition Guide to the medal ribbons most commonly worn by RNZAF personnel is shown at [Annex C](#).
- 5.8 Reserved.
- 5.9 Reserved.
- 5.10 Reserved.

## Section 2 Wearing of Orders, Decorations and Medals

### General Manner of Wearing

- 5.11 Orders, decorations and medals are to be court mounted. The mounting is to be placed directly over any ribbons already stitched to the garment. The number and occasions on which Orders, decorations and medals will be worn are detailed in [Annex A](#).
- 5.12 Not more than five awards are to be worn fully exposed. Six or more awards are to be worn with the first fully exposed, and with each succeeding ribbon and medal underlaid by an approximately equal amount. Medals are to be worn so as to show the obverse side, e.g. Sovereign's Head. The first-earned clasp or bar is to be worn nearest the medal.
- 5.13 If two or more decorations or medals are worn they are to be arranged with the lower edges (or lowest point of a star) in line. The ribbons of decorations and medals will be 35 mm in length unless, owing to variations in the size of medals, greater length is necessary for individual ribbons. The addition of a number of clasps to a medal may also call for more than 35 mm of ribbon. Shorter ribbons are not to be worn.
- 5.14 A corresponding length of ribbon of 35 mm is to be worn in respect of any Order, decoration or medal awarded but not yet received.

### Ribbons of Orders, Decorations and Medals

- 5.15 When Orders, decorations and medals are not themselves worn, their ribbons (except Orders of the Garter and the Thistle) are to be worn. Subject to the provisions regarding the wearing of foreign Orders and decorations, (see Section 4) service personnel are entitled to wear the ribbons of decorations irrespective of their status at the time of the award, e.g. a person awarded the George Cross while a civilian is entitled to wear the ribbon if he or she subsequently enters the Air Force.

### Length and Width of Ribbons when Worn without Medals

- 5.16 Ribbons must be 10 mm in length, and the full width will be exposed. The width of the ribbon of Orders, when ribbons are worn, is to be that of the ribbons of the Membership of the Order. If there is no Membership class the ribbon width will be that of the Companionship of the Order.

### Manner in which Worn

- 5.17 The manner in which ribbons are to be worn is as follows:
- a. The senior ribbon is to be nearest the lapel or front buttons and in the top row if more than one row is worn.
  - b. Except as provided in paragraph 5.17c. ribbons will be worn in rows on the left breast placed centrally over the button of the breast pocket.
  - c. The composition and position of rows of ribbons is to be as follows:
    1. the number of ribbons worn in one complete row is governed largely by the physique of the wearer, but in general not more than five are worn in a single row or less than two in any second or subsequent row. The bottom row is to be completed first, and where subsequent rows of a lesser number of ribbons are required, the short row is to be centrally placed above the last complete row;

2. ribbons are to be positioned centrally over the left breast, ie with the centre of the ribbons (or a single ribbon) above the button of the breast pocket or in a corresponding position if there is no such pocket; and
  3. the bottom row of ribbons is to be positioned 3 mm above the upper seam of the flap of the pocket. The gap between the bottom, second and subsequent rows will be 3 mm. The left edges of the ribbons nearest the shoulder in each complete row must be in line vertically with the bottom row.
- d. So that ribbons are not obscured by the lapel of the jacket, upper rows may be shortened if necessary to display as many complete ribbons as possible.
  - e. The ribbons of medals awarded by the Royal Humane Society of the Royal National Lifeboat Institute will, when authorised, be worn on the right breast in a position corresponding with the bottom row of ribbons on the left breast.

## **Manner of Wearing Medal Ribbons with Working Dress Shirts**

- 5.18 The wearing of medal ribbons on working dress shirts is optional. Medal ribbons are to be mounted on a standard issue thin brass strip. They are to be worn on the left breast of the shirt, immediately above and parallel to the breast pocket, and below the aircrew brevet (when worn). Medal ribbons are not to be worn on sweaters, cardigans or windbreakers.

## **Manner of Wearing Miniatures with Mess Dress**

- 5.19 Miniatures of Orders, decorations and medals are to be court counted in the manner prescribed for full sized orders decorations and medals. They are to be worn on the left lapel of the jacket below the flying badge (when worn); the brooch is not extended beyond the inside edge of the lapel or the shoulder seam.

## **Manner of Wearing the Australian Meritorious Unit Citation (MUC)**

- 5.20 DFOs(F) 7.141 to 7.144c detail the provisions for the acceptance of the MUC, its design and eligibility to wear the citation.
- 5.21 The insignia of the citation is to be worn whenever orders, decorations and medals or ribbons are worn. The insignia is to be worn on the right breast, above the nametag and centred. If a CDF or Service Chief commendation is also worn, the MUC is to be centered above the commendation, both are to be placed above the nametag. The insignia miniature is to be worn centrally on the right lapel of the mess jacket in line with the brooch of orders, decorations and medals.
- 5.22 Reserved.
- 5.23 Reserved.

## Section 3 Wearing of Emblems

### Emblems attached to Ribbons when Orders, Decorations and Medals are worn and also to Ribbons alone

#### Order of the British Empire and British Empire Medal

- 5.24 Appointments to, or promotions in, the Order of the British Empire and awards of the British Empire Medal, granted between 14 January 1958 and 20 June 1974 for gallantry, are so described in the Gazette, and a silver oak leaf emblem is worn on the ribbon. When the ribbon only is worn the emblem is worn in miniature. Classification of an award as made for gallantry has no effect on seniority or precedence in the various classes of the Order. A person appointed to the Order between 14 January 1958 and 20 June 1974 for gallantry, and subsequently promoted in the Order, retains and wears the emblem whether promoted for gallantry or otherwise. A holder of the British Empire Medal for gallantry, granted between 14 January 1958 and 20 June 1974, if subsequently appointed to the Order, continues to wear the emblem on the ribbon of the Medal and wears the emblem also on the ribbon of the Order only if appointed to the Order for gallantry between January 1958 and 20 June 1974.
- 5.25 On the ribbon of the British Empire Medal for Gallantry, the gallantry emblem is worn above any bar which may have been granted, and where ribbons are worn alone, the gallantry emblem is worn further from the left shoulder than any single rose emblem denoting the award of a bar.

#### Queens Commendation for Brave Conduct or Valuable Service in the Air

- 5.26 A single bronze oak leaf emblem is used to denote a Queens Commendation for brave conduct or a Queens Commendation for valuable service in the air, granted since the cessation of hostilities in World War II. It is to be worn on the appropriate Service or Campaign Medal. If such a medal has not been granted, the emblem is worn directly after any medals or in the position in which a single ribbon would be worn. The emblem is to be mounted on a piece of blue/grey barathea 10 mm in length and 35 mm in width.

#### Manner of Wearing Oak Leaf Emblems

- 5.27 Emblems are to be worn as follows:
- not more than one oak leaf emblem is to be worn on the ribbon of one medal. Two or more Queens Commendations for service qualifying for the same medal will be denoted by the wearing of only one emblem;
  - the large size emblem is to be worn with the medal itself. It is to be affixed to the centre of the ribbon at an angle of 60° from the inside edge of the ribbon, with the leaves pointing upward towards the left shoulder;
  - the small emblem is to be worn when ribbons only are worn and is to be affixed horizontally across the ribbon with the stalk of the emblem furthest from the left shoulder; and
  - the miniature emblem will be worn on the medal ribbon when a miniature of the medal is worn.



## Emblems Only Attached to Ribbons when Orders, Decorations, and Medals are Worn

- 5.28 In addition to any emblem which forms part of an Order, decoration or medal, a clasp or clasps is to be worn as follows:
- to signify the award of a bar or bars, or clasp or clasps to a decoration or medal;
  - on certain campaign stars of World War II to indicate theatres of operation or armies with which having served, (e.g. First or Eighth Army);
  - on the appropriate Service or Campaign Medal to signify participation in certain actions or theatres of operation; and
  - on the United Nations Service Medal to indicate a theatre or theatres of operations (e.g. Korea).
- 5.29 The miniature emblem is to be worn on the medal ribbon when a miniature of the medal is worn.

## Emblems Only Attached to Ribbons when Ribbons Alone are Worn

### Decorations for Gallantry or Distinguished Conduct

- 5.30 Decorations for gallantry or distinguished conduct are follows:
- The following emblems are to be worn on the ribbon of the undermentioned decorations as part of the award:
    - Victoria Cross                      A miniature Cross  
George Cross
  - The following emblems are to be worn on the ribbons of the decorations and medals indicated to denote that the wearer has been awarded a bar or bars to the decoration or medal for subsequent acts of bravery or for further distinguished conduct in the field:
    - Victoria Cross                      The award of a bar to the  
George Cross                      original decoration is to be marked by the  
   addition of a second miniature Cross on the  
   ribbon, an additional Cross being added for  
   each bar awarded.
    - Other decorations                      A small silver rose; one or  
and medals, for                      more according to the  
example, Air                              number of bars awarded.  
Force Cross
    - The Queens Medal                       
for Champion Shots                       
of the Air Force

## Decorations and Medals for Efficient Service

- 5.31 A small silver rose (one or more according to the number of clasps awarded) is to be worn on the ribbons of decorations or medals listed below to denote that the wearer has been awarded a clasp or clasps to the original decoration or medal for subsequent periods of efficient service;
- a. The New Zealand Armed Forces Award;
  - b. The Royal New Zealand Air Force Long Service and Good Conduct Medal;
  - c. The Air Efficiency Award;
  - d. The Cadet Forces Medal.
- 5.32 Two rosettes will be issued with each clasp awarded.
- 5.33 Reserved.
- 5.34 Reserved.
- 5.35 Reserved.

## Section 4 Foreign Awards

### General

#### Definition

5.36 Throughout this section:

- a. *Foreign* means any state which is not a member of the Commonwealth, or being a member of the Commonwealth does not recognize the Queen as Head of State.
- b. *Award* unless the context otherwise dictates means any order, decoration, medal, or state decoration but not any commemorative war medal, medallion, life saving medal, or, generally, any medal that is not designed to be worn.

5.37 This section is an extract of the New Zealand Government policy as approved by Her Majesty in 1977. These rules apply to all persons in the service of the Crown (which includes all members of the New Zealand Armed Forces) and to all such persons who have retired in so far as they concern any award offered in respect of service rendered before their retirement. It is Her Majesty's wish that the spouses of such persons should also observe these rules.

### Acceptance and Wearing

5.38 No Service member is to accept and wear the insignia of any foreign award without Her Majesty's permission. If any Service member is approached about a decoration they should make it known that New Zealand regulations do not allow them to accept it. All applications for permission are to be referred to HQNZDF (DAC(Pers)) and subsequently channelled through to the Clerk of the Executive Council, Attention: Executive Officer (Honours). There is no obligation, however, for the Government to consider such applications unless, before the bestowal of the award, the country concerned has ascertained through the appropriate diplomatic representative that the award would not give rise to any objection.

5.39 In no case can applications be considered in respect of orders conferred more than 5 years previously, or approval in connection with events so long prior to the proposal to award them.

5.40 Permission will not be granted for the wearing of the insignia of orders and decorations conferred otherwise than by the heads or Governments of States recognised by the Queen of New Zealand as such.

5.41 Permission will not be given to:

- a. The heads or other members of New Zealand diplomatic or consular establishments abroad. When leaving, whether on transfer or on final retirement;
- b. Service members visiting foreign countries and member countries of the Commonwealth overseas.

## Unrestricted Permission

- 5.42 Full and unrestricted permission is contemplated in the case of orders conferred:
- a. For distinguished services in saving or attempting to save life or in situations of extreme danger;
  - b. On any officer of the New Zealand Naval Forces, New Zealand Army, or Royal New Zealand Air Force, or any New Zealand official, in recognition of services while on exchange, interchange or loan duties with:
    1. a Commonwealth Government;
    2. foreign Government; or
    3. in operations under the auspices of the United Nations Organisation.

## Restricted Permission

- 5.43 Restricted permission allows the insignia of the award to be worn only on particular occasions associated with the country concerned. It is particularly contemplated in the case of awards conferred in recognition of personal attention to a head of state or member of the Royal Family of a foreign country on the occasion of State or official visits to New Zealand. It will also be given for awards conferred in connection with a State visit by Her Majesty The Queen or His Excellency the Governor-General, or on members of special missions representing The Queen or Governor-General at a coronation, wedding, funeral or similar occasion.
- 5.44 Where restricted permission has been given the insignia may be worn on the following occasions:
- a. in the presence of any member of the Royal Family or the head of state of the country concerned;
  - b. at the residence of any ambassador, minister, or consular officer of that country in New Zealand or abroad, but not if meeting them elsewhere;
  - c. when attached to or officially meeting any officer of the Armed Forces or official deputation of that country;
  - d. at any official or semi-official ceremony held exclusively in connection with that country; and
  - e. on all official occasions whilst in that country.

## Awards for Life-saving

- 5.45 Awards for saving or attempting to save life conferred by or on behalf of a foreign state or life-saving institution may be accepted, and worn subject to the concurrence of HQNZDF.

## Replacement of Lost Awards

- 5.46 Replacements, miniatures, and ribbons for foreign awards are not available through Defence Headquarters Medal Section. Enquiries should be directed to the appropriate Embassy or consular section in New Zealand.

## Annex A Orders, Decorations and Medals

- The following list shows the order in which Orders, Decorations and Medals should be worn in New Zealand. It in no way affects the precedence conferred by the Statutes of certain Orders upon the Members thereof. For the order of wear of obsolete Orders Decorations and Medals and others not usually conferred on New Zealanders reference should be made to the list published periodically in the London Gazette. Post-nominal letters should be shown in the same order as the following 'order of wear' except in the case of Baronets.

VICTORIA CROSS	VC
GEORGE CROSS	GC
ORDER OF KNIGHTHOOD AND OTHER ORDERS	
Knight of the Order of the Garter (not worn in miniature and the ribbon is not worn with undress uniform)	KG
Knight of the Order of the Thistle (not worn in miniature and the ribbon is not worn with undress uniform)	KT
Knight or Dame Grand Cross of the Order of the Bath <sup>1</sup>	GCB
Member of the Order of Merit (not worn in miniature)	OM
Member of the Order of New Zealand (not worn in miniature)	ONZ
Baronet's Badge	(Bt. or Bart.)

Worn suspended round the neck by a ribbon in the same manner as the neck badge of an Order. It is not worn in miniature and the ribbon is not worn with undress uniform. The letters 'Bt' or 'Bart' are shown directly after the surname before all other post-nominal letters.

Knight or Dame Grand Companion of the New Zealand Order of Merit	GNZM
Knight or Dame Grand Cross of the Order of Saint Michael and Saint George	GCMG
Knight or Dame Grand Cross of the Royal Victorian Order <sup>1</sup>	GCVO
Knight or Dame Grand Cross of the Order of the British Empire <sup>1,2</sup>	GBE
Member of the Order of the Companions of Honour (not worn in miniature)	CH
Knight or Dame Companion of the New Zealand Order of Merit	KNZM/DNZM
Knight or Dame Commander of the Order of the Bath <sup>1</sup>	KCB/DCB
Knight or Dame Commander of the Order of Saint Michael and Saint George <sup>1</sup>	KCMG/DCMG
Knight or Dame Commander of the Royal Victorian Order <sup>1</sup>	KCVO/DCVO
Knight or Dame Commander of the Order of the British Empire <sup>1,2</sup>	KBE/DBE
Knight Bachelor's Badge	

Worn suspended round the neck by a ribbon in the same manner as the neck badge of an Order, or alternatively, in larger dimensions, without a ribbon, on the left side of the coat like the star of an Order.

Companion of the New Zealand Order of Merit	CNZM
Companion of the Order of the Bath	CB
Companion of the Order of Saint Michael and Saint George	CMG
Commander of the Royal Victorian Order <sup>1</sup>	CVO
Commander of the Order of the British Empire <sup>1,2</sup>	CBE
Companion of the Distinguished Service Order	DSO
Lieutenant of the Royal Victorian Order <sup>1</sup>	LVO
Companion of the Queen's Service Order <sup>1</sup>	QSO
Officer of the New Zealand Order of Merit	ONZM
Officer of the Order of the British Empire <sup>1,2</sup>	OBE
Companion of the Imperial Service Order	ISO
Member of the Royal Victorian Order	MVO
Member of the New Zealand Order of Merit	MNZM
Member of the Order of the British Empire <sup>2</sup>	MBE

### Decorations

Royal Red Cross, (1st Class or Member)	RRC
Distinguished Service Cross	DSC
Military Cross	MC
Distinguished Flying Cross	DFC
Air Force Cross	AFC
Royal Red Cross, (2nd Class or Associate)	ARCC

### Order of St. John (Six Grades)

I Bailiff or Dame Grand Cross	GCStJ
II Knight or Dame of Justice or Grace	KStJ
III Chaplain	ChStJ
III Commander (Brother or Sister)	CStJ
IV Officer (Brother or Sister)	OStJ
V Serving Brother or Serving Sister	SBStJ/SSStJ
VI Esquire	EsqStJ

Membership of the Order of St. John shall not confer any rank, style, title, dignity, appellation or social precedence. The post-nominal letters may be used in the context of any occasion or matter connected with the Order, or for inclusion in any publication of a biographical nature. The ribbon of the Order when worn alone will be 38 mm (1 1/2 inches) in width, for all grades except Grade VI, with a small silver cross in the centre. Rosettes and buttons denoting Membership of the Order are not worn when insignia or miniature badges are worn.

## **Medals for Gallantry and Distinguished Conduct**

Distinguished Conduct Medal	DCM
Conspicuous Gallantry Medal	CGM
George Medal	GM
Queen's Police Medal, for Gallantry (only awarded posthumously)	QPM
Queen's Fire Service Medal, for Gallantry (only awarded posthumously)	QFSM
Distinguished Service Medal	DSM
Military Medal	MM
Distinguished Flying Medal	DFM
Air Force Medal	AFM
Queen's Gallantry Medal	QGM
Royal Victorian Medal (Gold, Silver and Bronze)	RVM
Queen's Service Medal	QSM
British Empire Medal <sup>2</sup>	BEM
Queen's Police Medal, for Distinguished Service	QPM
Queen's Fire Service Medal, for Distinguished Service	QFSM
WAR MEDALS (in order of date of campaign for which awarded) <sup>3</sup>	
POLAR MEDALS (in order or date or award)	
IMPERIAL SERVICE MEDAL	
JUBILEE AND CORONATION MEDALS	
King George V's Silver Jubilee Medal, 1935	
King George VI's Coronation medal, 1937	
Queen Elizabeth II's Coronation Medal, 1953	
Queen Elizabeth II's Silver Jubilee Medal, 1977	

## **Efficiency and Long Service Decorations and Medals**

New Zealand Meritorious Service Medal (formerly the Medal for Meritorious Service awarded only to members of the NZ Army)	
New Zealand Armed Forces Award	
New Zealand Army Long Service and Good Conduct Medal (Formerly The Long Service and Good Conduct Medal, Military)	
Royal New Zealand Navy Long Service and Good Conduct Medal	
Royal New Zealand Air Force Long Service and Good Conduct Medal	
New Zealand Police Long Service and Good Conduct Medal	
New Zealand Fire Brigade Long Service and Good Conduct Medal	
New Zealand Prison Service Medal	



## Efficiency and Long Service Decorations and Medals (Cont.)

Efficiency Decorations	ED
Efficiency Medal	
Royal New Zealand Naval Reserve Decoration	RD
Royal New Zealand Naval Volunteer Reserve Decoration	VRD
Royal New Zealand Naval Volunteer Reserve Long Service and Good Conduct Medal	
Air Efficiency Award (Post-nominal letters may be used only when awarded to Officers)	AE
Queen's Medal (for Champion Shots of the New Zealand Naval Forces)	
Queen's Medal (for Champion Shots in the Military Forces)	
Queen's Medal (for Champion Shots of the Air Forces)	
Cadet Forces Medal	
Rhodesia Medal (1980)	

### COMMONWEALTH INDEPENDENCE MEDALS

Instituted by The Sovereign. Worn in order of date of award

### SERVICE MEDAL OF THE ORDER OF ST. JOHN

### COMMONWEALTH ORDERS, DECORATIONS AND MEDALS<sup>4</sup>

Instituted by The Sovereign in Right of a particular Member State, other than in Right of the United Kingdom. Worn in order of date of award.

### OTHER COMMONWEALTH ORDERS, DECORATIONS AND MEDALS

Instituted since 1949, otherwise that by The Sovereign, and awards by the States of Malaysia and the State of Brunei. Worn in order of date of award. These awards may be worn only when The Sovereign's permission has been given.

### FOREIGN ORDERS, DECORATIONS AND MEDALS<sup>4</sup>

Worn in order of date of award. These awards may be worn only when The Sovereign's permission has been given.

### MENTION IN DESPATCHES<sup>5</sup>

### KING'S COMMENDATIONS AND QUEEN'S COMMENDATIONS<sup>6</sup>

### LIFE SAVING AWARDS<sup>7</sup>

### Note

- 1 The ribbons of Orders, when the ribbon alone is worn will be of the width of the ribbon of the Membership (5th class) of the Order. If there is no Membership Class the ribbon will be of the width of the ribbon of the Companionship (3rd class) or the Order.
- 2 Appointments to, or promotions in, the Order of the British Empire and awards of the British Empire Medal, granted between the 6th December 1957 and the 19th June 1974, for gallantry, are so described, and a silver oak leaf Emblem is worn on the ribbon. When the ribbon only is worn the Emblem is worn in miniature. Classification of an award as made for gallantry has no effect on seniority or precedence in the various Classes of the Order. A person appointed to the Order between 6th December 1957 and 19th June 1974, for gallantry, and subsequently promoted in the order, retains and wears the Insignia of the lower Class with the Emblem in addition to the Insignia of the higher Class whether promoted for gallantry or otherwise. A holder of the British Empire Medal for Gallantry, granted between 6th December 1957 and 19 June 1974, if subsequently appointed to the Order, continues to wear the Emblem on the ribbon of the Medal.

On the ribbon of the British Empire Medal for Gallantry, the Gallantry Emblem is worn above any Bar which may have been granted, and when ribbons are worn alone the Gallantry Emblem is worn farther from the left shoulder than any silver rose Emblem denoting the award of a Bar.

- 3 Campaign Stars and Medals awarded for service during the First World War, 1914–1919, should be worn in the following order: 1914 Star, 1914–15 Star, British War Medal, Mercantile Marine War Medal, Victory Medal. Campaign Stars and Medals awarded for service in the Second World War, 1939–45 should be worn in the following order: 1939–45 Star, Atlantic Star, Air Crew Europe Star, Africa Star, Pacific Star, Burma Star, Italy Star, France and Germany Star, Defence Medal, War Medal 1939–45, New Zealand War Service Medal.

The Korea Medal (1950–53) and the United Nations Service Medal for Korea are worn together where both are held.

The order of wearing the Naval General Service Medal (1915), General Service Medal (Army and RAF) (1918) will vary, and will depend upon the dates of participation in the relevant campaigns. The General Service Medal, 1962, (instituted by the Queen in 1964), and the Vietnam Medal 1964 (instituted by The Queen in 1968). (The Vietnamese Campaign Medal is worn in accordance with the regulations governing foreign medals).

Service medals of the United Nations Organisation, for which The Sovereign's permission to accept and wear has been given, are worn with war medals in the order of date of the award.

### Note

- 4 The general rule is that when Commonwealth or Foreign Insignia are being worn on occasions specifically connected with the donor country, pride of place should be given to the insignia of that country. On such occasions, insignia of a Commonwealth or Foreign Order should be worn in preference, and in a position senior, to that of equivalent insignia from the Sovereign.
- 5 MENTION IN DESPATCHES, 1914–1919. The Emblem of bronze oak leaves denoting a Mention in despatches during the First World War, 1914–1919, is worn on the ribbon of the Victory Medal. The award of this Emblem ceased as from 10th August 1920.

MENTION IN DESPATCHES, 1920–1939. The single bronze oak leaf Emblem, if granted for service in operations between the two World Wars, is worn on the ribbon of the appropriate General Service Medal. If a General Service Medal has not been granted, the Emblem is worn directly on the coat after any Medal ribbons.\*

MENTION IN DESPATCHES, 1939–45. The single bronze oak leaf Emblem signifying in the armed Forces and the Merchant Navy, either a Mention in Despatches, a King's Commendation for brave conduct, or a King's Commendation for valuable service in the air, if granted for service in the Second World War, 1939–1945, is worn on the ribbon of the War Medal 1939–1945. If the War Medal has not been granted, the Emblem is worn directly on the coat, after any Medal ribbons.\*

MENTION IN DESPATCH, 1945, AND SUBSEQUENTLY. The single bronze oak leaf Emblem, if granted for service in operations after the cessation of hostilities in the Second World War, is worn on the ribbon of the appropriate General Service or Campaign Medal. If such Medal has not been granted, the Emblem is worn directly on the coat after any Medal ribbons.\*

The single bronze oak leaf Emblem is also used in the Forces to denote a king's or Queen's Commendation for brave conduct or a King's or Queen's Commendation for valuable service in the air granted since the cessation of hostilities in the Second World War.

**Note**

- 6 KING'S COMMENDATION FOR BRAVE CONDUCT, 1939–1945, AND SUBSEQUENTLY; QUEEN'S COMMENDATION FOR BRAVE CONDUCT, 1952, AND SUBSEQUENTLY. The Emblem of silver laurel leaves granted to civilians, other than those in the Merchant Navy, to denote a King's Commendation for brave conduct during the Second World War, 1939–1945, is worn on the ribbon of the Defence Medal. When the Defence Medal has not been granted or the award is for services subsequent to the war, the Emblem of silver laurel leaves is worn directly on the coat after any Medal ribbons.\*

KING'S COMMENDATION FOR VALUABLE SERVICE IN THE AIR, 1939–1945, AND SUBSEQUENTLY; QUEEN'S COMMENDATION FOR VALUABLE SERVICE IN THE AIR, 1952, AND SUBSEQUENTLY. The oval silver Badge granted to denote a civil King's Commendation or Queen's Commendation for valuable service in the air is worn on the coat immediately below any Medals or Medal ribbons,\* or in a civil air line uniform, on the panel of the left breast pocket.

\* If there are no Medal ribbons, the Emblem is worn in the position in which a single ribbon would be worn.

- 7 LIFE SAVING AWARDS. Medals awarded by the Royal Humane Society of New Zealand and the Order of St John Life Saving Medals, and ribbons denoting the same, may be worn on the right side of the coat on all occasions when Official Orders, Decorations and Medals are worn.

## Annex B World War II Medals



Victoria Cross



George Cross



Distinguished Service Cross



Military Cross



Distinguished Flying Cross



Air Force Cross





Distinguished Conduct Medal



George Medal



Military Medal



Distinguished Flying Medal



Air Force Medal



1939-45 Star



Atlantic Star



Aircrew Europe Star



Africa Star



Pacific Star



Burma Star



Italy Star





France & Germany Star



Defence Medal



1939-45 War Medal



NZ War Medal 1939-45

## Annex C RNZAF Medal Ribbon Recognition Guide



Order of the Bath



Royal Victorian Order



Order of the British Empire



British Empire Medal



Distinguished Flying Cross



Air Force Cross



Member of New Zealand Order of Merit



General Service Medal 1962



Vietnam Campaign Medal



Republic of Vietnam Campaign Medal



NZ General Service Medal (Kuwait)



UNPROFOR Yugoslavia



UNTSO Middle East



QE II Silver Jubilee Medal 1977



NZ 1990 Commemoration Medal



NZ Meritorious Service Medal



NZ Armed Forces Award



Long Service and Good Conduct Medal



NZ General Service Medal (Sinai)



Air Efficiency Award



Cadet Forces Medal



Queens Medal for Champion Shot of the Air Force



Mention in Dispatches Queens Commendation for Gallantry Emblem



Rosette worn on ribbon to denote a second award

NOTE: Medals are not shown in correct order of wear

# Chapter 6 Aiguillettes, Shoulder Devices and Shoulder Straps

## Section 1 Aiguillettes

### Introduction

- 6.1 The aiguillette (See illustrations at [Annex A](#)) is the distinguishing mark of officers holding certain appointments. The types of aiguillette, the officers entitled to wear them, and the occasions for wearing are detailed in this section.

### Description

- 6.2 There are three types of aiguillette:
- a. **No. 1 (Palace) Type.** An aiguillette of 6.4 mm gold orris basket cord consisting of two plaited lengths suspended from beneath the lapel and looping up to the front and back of the shoulder where they are joined by a short gold braid strap, in which is worked a buttonhole. At the lapel the plaits end in plain gold cord from which are hung two gilt metal tags. Also suspended from the lapel are two plain gold cords which loop up to the front of the shoulder, and a single cord which loops from the back of the shoulder around and over the front cords and back to the back of the shoulder. The aiguillette is worn on the right shoulder.
  - b. **No. 2 Type.** An aiguillette of 4.8 mm gold and coloured orris basket cord as for no 1 type and worn on the right shoulder.
  - c. **No. 3 (Staff) Type.** An aiguillette of 4.8 mm gold and coloured orris basket cord as for No 1 type and worn on the left shoulder.

### Entitlement

- 6.3 The following RNZAF officers are entitled to wear an aiguillette of the type shown:
- a. **No. 1 (Palace) Type**
    - Aides-de-camp (additional) to the Sovereign.
    - Equerry to the Sovereign.
    - Temporary equerry to the Sovereign.
    - Honorary physician/surgeon to the Sovereign.
    - Honorary dental surgeon to the Sovereign.
    - Honorary nurse to the Sovereign.
    - Equeries to members of the Royal Family other than the Sovereign.
    - Aides-de-camp to the Governor-General.
    - Honorary aides-de-camp to the Governor-General.
    - Honorary physicians/surgeons to the Governor-General.
    - Honorary dental surgeons to the Governor-General.
    - Honorary nurses to the Governor-General.

- b. **No. 2 Type**
  - Chiefs of Defence Force.
  - Chiefs of Staff.
- c. **No. 3 (Staff) Type**
  - Defence, or Air attaches.
  - Assistant Defence, or Air attaches.
  - Defence, or Air liaison officers.
  - Assistant Defence, or Air liaison officers.
  - Aides-de-camp to the Minister of Defence.
  - Aides-de-camp and Service assistants to the Chief of Defence Force, or Chiefs of Staff.

## Occasions for Wear

6.4 Aiguillettes should be worn by entitled officers as follows:

- a. Chief of Air Force, aides-de-camp (additional) to the Sovereign, honorary staffs to the Sovereign, equerries and temporary equerries to the Sovereign, and equerries to other members of the Royal Family:
  - 1. On the following occasions:
    - i. When the Sovereign or representative is present.
    - ii. At a parade in celebration of the birthday of the Sovereign.
    - iii. When specially ordered on the occasion of any parade, ceremony, or entertainment at which a member of the Royal Family is present.
    - iv. When in another country on official duty (Chief of Air Force only).
  - 2. On such other occasions as the Chief of Defence Force or Chief of Air Force may direct.

### Note

Those entitled officers listed at paragraph 6.4a. may wear aiguillettes on other occasions such as when taking the salute at parades, when meeting or attending upon visiting dignitaries, when attending in an official capacity at funerals and memorial services.

- b. Aides-de-camp to the Governor-General and Honorary staffs to the Governor-General.
  - 1. On the state occasions listed in paragraph 6.4a.1.
  - 2. When in attendance on the Governor-General on formal and official occasions.
  - 3. On such occasions as the Governor-General may direct.
- c. Aides-de-camp to foreign heads of state: When specifically ordered by the Chief of Defence Force and actually in attendance on the person.
- d. Attaches, assistant attaches, liaison officers, and assistant liaison officers:
  - 1. When in personal attendance on the Ambassador or High Commissioner but only in the countries to which the Ambassador or High Commissioner is accredited.

2. When representing the Ambassador or High Commissioner on state or official occasions.
  3. When visiting Service establishments in the countries to which the officer is accredited (on formal occasions only).
  4. On such occasions as the Ambassador or High Commissioner may direct.
- e. Aides-de-camp to the Minister of Defence and aides-de-camp and Service assistants to the Chief of Defence Force or Chiefs of Staff:
1. When in attendance on the Minister of Defence, Chief of Defence Force or Chiefs of Staff or representing them formally.
  2. On such occasions as may be directed.
- 6.5 Reserved.
- 6.6 Reserved.
- 6.7 Reserved.
- 6.8 Reserved.
- 6.9 Reserved.

## Section 2 Shoulder Devices and Shoulder Straps

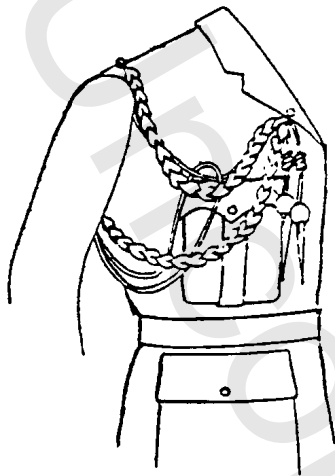
### Shoulder Devices

- 6.10 Shoulder devices comprising the Royal Cypher and Crown may be worn on both shoulders by officers holding the following appointments:
- a. Aides-de-camp (additional) to the Sovereign.
  - b. Equerries and temporary equerries to the Sovereign.
  - c. Honorary physicians/surgeons, dental surgeons, nurses and chaplains to the Sovereign.
- 6.11 Deleted.

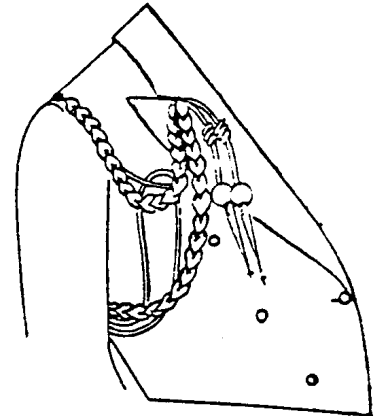
### Shoulder Straps

- 6.12 On ceremonial occasions shoulder straps are to be worn with No. 3 Service Dress uniforms by officers of the rank of Air Vice-Marshal and above.
- 6.13 The shoulder straps (see [Annex A](#)) are of blue barathea with gold edging, bearing a wreath of laurels with an eagle superimposed and surmounted by a lion and crown embroidered in gold thread 25 mm from the base. The top button is encircled by a gold embroidered laurel wreath.
- 6.14 On non-ceremonial occasions when No. 3 Service Dress is worn by Air Marshals, the distinctive shoulder straps described in paragraph 6.13 are to be replaced with plain blue straps.


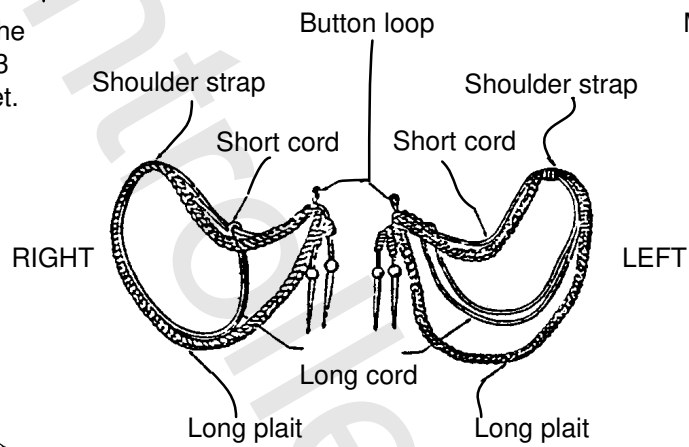
## Annex A Aiguillettes and Devices



Method of wearing the aiguillette with No. 3 Service Dress jacket.



Method of wearing the aiguillette with Mess Dress jacket.



Shoulder straps as worn by Air Vice-Marshal and above on ceremonial occasions.

Figure Deleted



# Chapter 7 Wearing of Swords and Accoutrements

## Section 1 General

### Types of Swords

- 7.1 There are two types of RNZAF swords; one for officers of air rank and one for all other officers. Their design is similar except for some minor embellishments to the air rank sword which are described in paragraph 7.2.

### Description of Swords and Accoutrements

- 7.2 The following is a description of RNZAF swords and accoutrements:
- a. **Belt.** The belt is of blue silk web, 35 mm wide, lined with blue morocco to match. It has two bars of gold embroidery, 10 mm wide running lengthwise on upper and lower edges of the belt. The plate fastener bears the eagle and crown surrounded by a laurel wreath, with the motto 'Per Ardua ad Astra' under the eagle and within the wreath.
  - b. **Sword Slings.** The sword slings are 25 mm wide, with two bars of gold embroidery 50 mm wide lengthwise on slings. The space between bars is 10 mm. Officers of air rank wear distinctive billets.
  - c. **Sword.**
    1. The blade is straight, 806 to 813 mm long, tapering gradually from 22 mm at the shoulder and fullered both sides to a thickness of not less than 1 mm, starting 50 mm from shoulder to within a distance of 425 mm of the point.
    2. The mountings comprise a guard, grip, back piece, ferrule, undernut, and invisible top nut. The guard is of rolled brass pierced with an ornamental device, including the Royal Cypher and a badge showing the Royal Air Force eagle and crown made of thin sheet brass, raised from underneath and fixed and brazed to the dome of the guard. The grip is of wood covered with white fish skin, bound with gilt wire, and is 125 mm long. The backpiece is in the form of an eagle's head. There are minor differences (mainly in the engraving) with an air rank sword.
  - d. **Sword Knot.** The sword knot is of blue and gold, and comprises a gold lace strap with a blue silk line down the centre, gold acorn, and gold blue slider.
  - e. **Scabbard.** The scabbard is of best English tanned leather, blocked and polished and fitted with three brass mounts. The rings on the top and middle mount are held by a ball attached to a laurel wreath. The shoe or chape is surrounded at the mouth by a laurel wreath. For officers of air rank there is a slight variation in the length of the mounts, which are ornamentally chased.

- 7.3 Reserved.
- 7.4 Reserved.
- 7.5 Reserved.
- 7.6 Reserved.
- 7.7 Reserved.

Uncontrolled Copy

## Section 2 Occasions When Worn and Method of Wearing Swords

### Occasions on which Swords are to be Worn

- 7.8 Swords are to be worn by RNZAF Officers on the following occasions:
- a. Her Majesty's levees.
  - b. State and other ceremonial occasions when ordered, including guards if mounted on royal residences.
  - c. Royal escorts.
  - d. Guards of honour when specially ordered.
  - e. When paying visits of ceremony to, or receiving visits of ceremony from governors, diplomatic officers of and above the rank of charge d'affaires, foreign officers and foreign functionaries.
  - f. Such other occasions as may be ordered by Air Staff.
- 7.9 Further details of the dress and accoutrements to be worn at court and other ceremonial functions is provided in [Annexes A](#) and [B](#) to Chapter 1.

### Method of Wearing the Sword

- 7.10 The method of wearing the sword is as follows:
- a. Officers of a guard or guard of honour, parade commanders and officers under their orders, are to wear the sword hooked up on the sword belt, which is to be worn outside the jacket.
  - b. Inspecting and reviewing officers, those in attendance upon them, spectators and other officers not referred to in sub-paragraph a. are to wear the sword slung on the sword belt which is to be worn under the jacket.
  - c. White gloves are to be worn whenever a sword is carried.

### Sword Drill

- 7.11 Specific instructions on sword drill are contained in NZAP 818 – Manual of Drill and Ceremonial, Part 1, Chapter 7.

## Chapter 8 Carrying of Canes

### Types of Canes

- 8.1 Canes are to be obtained by service personnel at their own expense. The descriptions for these items are as follows:
- a. **Officers.** Canes are to be of the swagger type 600 mm in length and covered in black leather.
  - b. **Airmen.** Canes are to be 700 mm in length, painted black and tipped by a polished brass ferrule at both ends.

### Persons Entitled to Carry

- 8.2 Canes may be carried by:
- a. Officers of Air Rank.
  - b. Base Commanders while on parade or on duty within base bounds.
  - c. General Service Instructors when engaged on instructional duties.

### Method of Carrying the Cane

- 8.3 The method of carrying the cane is as follows:
- a. **Position of Attention.** On the position of attention the cane is to be carried horizontally under the left arm. It is to be held firmly at the point of balance between the upper arm and the body, the left arm hanging naturally at the side.
  - b. **Standing at Ease and Standing Easy.** The normal positions are to be adopted, the cane being retained under the left arm as in the position of attention.
  - c. **Marching.** The cane is to be carried in the right hand at the trail position. The right arm is to be swung in the normal manner when marching, the cane remaining parallel to the ground, being held between the thumb and the tips of the fingers.
  - d. **Saluting.** As in the position of attention.

# Chapter 9 Blazers, Ties, Armlets and Sashes

## Section 1 RNZAF Blazers

### Pattern

- 9.1 RNZAF blazers may be either double or single breasted, and are to be navy blue or black in colour. The original chromium plated, flat faced buttons indented by an eagle and crown, which could be obtained from Clothing Stores, are no longer available. In lieu of them plain chromium plated or matching synthetic buttons may be worn on the blazer.

### Badges

- 9.2 The following are the only badges that are permitted to be worn on the RNZAF blazer:
- a. RNZAF and Combined Services Representative Sports Badges. The details pertaining to the award of these badges are contained in NZAP 270 – Manual of RNZAF Sports Organisation.
  - b. RNZAF Badge.
  - c. Squadron/Unit Badge.
- 9.3 Reserved.
- 9.4 Reserved.
- 9.5 Reserved.
- 9.6 Reserved.

## Section 2 RNZAF Official All Ranks Tie

### Availability

- 9.7 The Official RNZAF All Ranks tie approved for wear with civilian clothing is available from AFCS outlets.

### Design

- 9.8 The design of the tie consists of a black background with gold emblems comprising the Air Force eagle over a New Zealand fern leaf.
- 9.9 Reserved.
- 9.10 Reserved.
- 9.11 Reserved.
- 9.12 Reserved.
- 9.13 Reserved.

## Section 3 Armlets

### Requirement for Wear

9.14 For ease of identification and to assist them in carrying out their assigned tasks some personnel are to wear armlets when detailed for a particular duty.

### Descriptions

9.15 The descriptions of the four types of authorised armlets are:

- a. **Orderly Officer.** Black cotton duck 95 mm wide, 480 mm long overall with 50 mm letters 'O O' in scarlet cloth centrally placed, worn on the right arm above the elbow.
- b. **Duty NCO.** Same as in sub-paragraph a. above with the letters 'DNCO' substituted for the letters 'O O'.
- c. **Movement Staff.** Red cloth approximately 420 mm long and 90 mm wide, with a yellow wheel with eight spokes, 75 mm in diameter. The armlet is to be worn on the right arm above the elbow.

9.16 Reserved.

9.17 Reserved.

9.18 Reserved.

9.19 Reserved.

9.20 Reserved.



## Section 4 Sashes

### Ceremonial Sashes

- 9.21 On ceremonial occasions a sash is to be worn by officers of the rank of Air Vice-Marshal and above with No. 3 Service Dress uniform.

#### Description

- 9.22 The approved sash is to be of gold silk web, 70 mm wide with two bars of blue embroidery, 6 mm wide, running lengthwise on the upper and lower edges. The sash is fastened with a clip. Gold and blue tassels are attached to each end of the sash by a band of material matching the sash.
- 9.23 The sash is to be worn around the waist over the uniform jacket, with the tassels on the left hip.

### Quarterguard Sash

- 9.24 Commanders of quarterguards are authorized to wear a ceremonial sash of an approved pattern.

#### Description

- 9.25 The approved sash is to be of sky blue polyester cotton, stiffened with heavy duty vilene, 100 mm wide, 2 m long trimmed on the edges with 14 mm gold rank braid and on the ends with a 50 mm gold fringe. The sash is worn over the right shoulder. The two ends which are to be crossed right over left are to be tacked approximately 230 mm from the ends on the left hip. An embroidered RNZAF badge is to be mounted in centre front of the sash.

### Ushers Sash

- 9.26 Service personnel appointed ushers at the annual RNZAF Commemorative Service in Wellington Cathedral are to wear an usher's sash. Air Staff approval to the wearing of the sashes by personnel appointed ushers at other formal functions is to be sought.

#### Description

- 9.27 The approved usher's sash is a sky blue polyester cotton, 70 mm wide, with two sky blue tassels attached. It is to be worn around the waist, over the uniform jacket with the tassels on the left hip.
- 9.28 The sashes are to be held at Air Staff for use when ordered.