

Cycle 3

Competency link

Competencies 1, 2 and 3

Time

15 to 20 minutes

Who Is It?

Structure	<ul style="list-style-type: none"> • Possessive adjectives: his, her • Personal pronouns: he, she 	Material	<ul style="list-style-type: none"> • Class set of student cards (Reproducible 1) • A box • Focus 18
Theme	• Sports and pastimes	Classroom set-up	• Whole class



Setting the scene

- Tell the students that they are going to learn about what their classmates like to do and don't like to do in their spare time.

Procedure



- Distribute one student card to each student.
- Tell students to write their name and one sport or pastime that they like, one sport or pastime that they don't like and one of their favourite sports or pastimes.
- Students then put the cards into a box at the front of the class. The teacher should also put in a card that he or she has prepared about his or her interests.
- The teacher picks the first card from the box and models the activity. (Read the information on the card aloud without revealing the name of the student described.)
- One at a time students guess the identity of the person on the card.
- Once the name of the student on the card has been determined, that student comes up to the front of the class and repeats the procedure until all students in the class have been named. In this way everyone has an opportunity to participate.

Language expected



Structure

- He/She likes _____.
- He/She doesn't like _____.
- His/Her favourite activity/sport/pastime is _____.
- Is his/her name _____?

Interaction

- Do you know/Can you guess who it/this is?
- Can you repeat his/her favourite sport/pastime, please?
- I know who it is.
- Is it _____?
- It's your turn.

Variations + follow-up








- This activity can easily be adapted to different themes: food and drinks, animals, holidays and celebrations, movies, television programs, music, etc.
- The activity can be done in smaller groups of varying sizes: divide the class in half, thirds or quarters. No fewer than four students should be in a group.
- The activity can also be done in pairs or with groups of three or four students working cooperatively to find common likes and dislikes and produce a group card. Appropriate co-operative roles should be assigned. Other groups of students then guess the identity of the group described on a card.
- This activity can also be used to practice the final "s" of the third person singular in the simple present form.
- Only one grammar structure should be presented at a time, e.g.: possessive adjectives **his** and **her**. Repeat the activity on different occasions to practise the other structures.

Student Card

Name: _____

Instructions:

Write the name of an activity you like, an activity you don't like and your favourite activity.






 _____
 _____
   _____

Student Card

Name: _____

Instructions:

Write the name of an activity you like, an activity you don't like and your favourite activity.






 _____
 _____
   _____

Student Card

Name: _____

Instructions:

Write the name of an activity you like, an activity you don't like and your favourite activity.






 _____
 _____
   _____

Student Card

Name: _____

Instructions:

Write the name of an activity you like, an activity you don't like and your favourite activity.

 _____
 _____
   _____

Personal Pronouns: he, she

When we talk about what another boy or girl likes we say **he** for a boy and **she** for a girl.

Example

Vincent likes playing video games. - **He** likes playing video games.
Stephanie doesn't like camping. - **She** doesn't like camping.

He doesn't like rollerblading.




Possessive Adjectives: his, her

When we talk about activities that other children like to do we say **her** favourite activity for a girl and **his** favourite activity for a boy.

Example

Sophie likes basketball - **Her** favourite sport is basketball.
Paul makes model airplanes. - **His** favourite pastime is making model airplanes.



Look!
Her favourite sport
is football.

