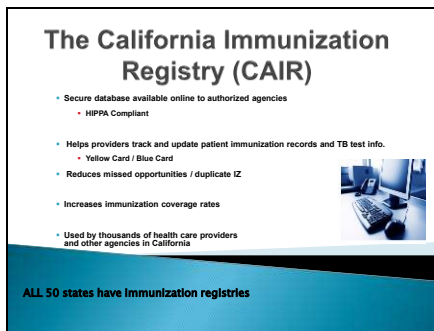


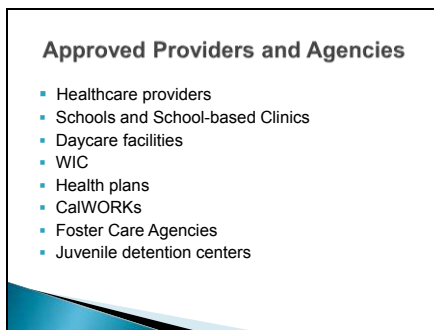
Slide 1



Slide 2




Slide 3



Slide 4

California Immunization Registry (CAIR)



10 Regions

- Use the same software (excluding IVIS/OX)
- Access patient data in geographical region
- Coming 2015... you will be able to search for patients throughout all of California!
- Share the same Help Desk

CAIR is a joint effort of the California Department of Public Health and the California Department of Health Services. CAIR is a joint effort of the California Department of Public Health and the California Department of Health Services. CAIR is a joint effort of the California Department of Public Health and the California Department of Health Services.

Slide 5

Disclosure Process

All patients/parents must be given the opportunity to read the CAIR Registry Notice (Form or Poster) before you can enter their record into CAIR!

- It tells the patient/parent about CAIR and their right
- It is an "opt out" process – the Registry Notice does not need to be signed
- Check for Understanding

There are two ways to conduct disclosure:

1. Give a copy of the Registry Notice to each patient to keep or to read

or

2. Post CAIR Posters in the waiting room and other patient areas to maximize viewing by patients

Slide 6

Immunization Registry Notice to Patients and Parents (IR)

Immunizations or other preventable diseases. Tuberculosis (TB) screening helps help to determine if you and have TB infection, and can be required for school or work. Reporting health information to the state is a legal requirement. The state has a secure computer system called the immunization registry to keep track of shots and TB tests. If you change doctors, your new doctor can use the registry to see the shots/TB test record. It's your right to know if your shots/TB test record is shared in the California Immunization Registry.

How Does a Registry Help You?

- Make sure all of your shots and TB tests (like Hepatitis B, TB, etc.) are recorded so you don't miss any or get too many
- Remind you when you or your child need shots
- Check you a copy of the shot/TB record from the doctor
- Can show proof about shot/TB tests needed to start school, work, or a new job

How Does a Registry Help Your Health Care Team?

- Doctors, nurses, health plans, and public health agencies use the registry to:
- See which shot/TB tests are needed
- Prevent disease in your community
- Plan and improve health care
- Help with research

Can Schools or Other Programs Use the Registry?

- Yes, but only if you or your child's parent or guardian gives permission. Schools and other agencies allowed under California law may:
- See which shot/TB tests are needed in their program
- Make sure children have all shot/TB tests needed to start school or work

What Information Can Be Shared in a Registry?

- patient's name, sex, and birth date
- parent or guardian's name
- limited information to identify patients
- details about a patient's shot/TB tests

What's shared in the registry is treated like other private medical information. Since the registry can be searched by sex, under California law, only your doctor's office, health plan, or public health department (like the state health department) can see your address and phone number.

Patient and Parent Rights

- to your legal rights are:
- not to share your or your child's shot/TB test records with others besides your doctor*
- not to get shot appointment reminders from your doctor's office
- to not let a copy of your or your child's shot/TB test records
- who has been the records or to have the doctor change any records

If you DO want your or your child's records in the registry, do nothing. You're all done.

If you DO NOT want your doctor's office to share your immunization/TB test information with other agencies, please fill out the doctor or parent's "Opt Out of Immunization Reporting" form from the CAIR website (<http://www.cdph.ca.gov/Programs/CID/DCDC/Pages/Immunization/IR/OptOut.aspx>) and FAX it to the completed form to the CAIR Help Desk at 1-800-455-3335.

For more information, contact the CAIR Help Desk at 800-578-7889 or CAIRHelpDesk@cdph.ca.gov.

* If you, your child's parent or guardian, or your doctor's office share your immunization/TB test information with others besides your doctor, you are sharing your information with others.

Slide 7



California Immunization Registry

We Participate in the California Immunization Registry

Immunization Registry Notice to Patients and Parents (TB)

Immunization is "shared" between various databases. Information (IR) containing this notice is distributed if you may have TB infection and you are registered for school or work. Reporting this of shots/TB tests you have received can be used. It is important that you share this information with your doctor, dentist, or school. If you change doctors, your new doctor can use the registry to see the shot/TB test record. It's your right to choose if you want shot/TB test records shared in the California Immunization Registry.

How Does a Registry Help You?

- Keeps track of all shots and TB tests (shot tests/shot exams), so you don't miss any or get too many
- Tracks immunizations when you are your child's usual doctor
- Gives you a copy of the shot/TB record from the doctor
- Can share record about shot/TB tests needed to start child care, school, or a new job

How Does a Registry Help Your Health Care Team?

Doctors, nurses, health plans, and public health agencies use the registry to:

- See which shot/TB tests are needed
- Help with record keeping
- Prevent disease in your community

Can Schools or Other Programs See the Registry?

Yes, but this is limited. Schools, child care, and other agencies allowed under California law may:

- Ask which shots/TB tests are needed to start child care or school
- Make sure children have all shot/TB test needed to start child care or school

What Information Can Be Shared in a Registry?

- Patient's name, sex, and birth date
- Patient's or guardian's address
- Limited information to identify patients
- Details about a patient's shot/TB test

What's Shared in the Registry is Shared Like Other Private Medical Information. Access of the registry can be restricted by law. Under California law, only your doctor's office, health plan, or public health department may use your children's and personal information.

Patient and Parent Rights

- You have the right to ask:
- How to change your (or your child's) registry shot/TB test records with others besides your doctor*
- How to get that information removed from your doctor's office
- To look at a copy of your or your child's shot/TB test records
- To have your records or to have the doctor change any mistakes

*You also have the right to ask your doctor to remove your information from the registry. If you do, your doctor will remove your information from the registry. If you do not, your doctor will keep your information in the registry. If you do not, your doctor will keep your information in the registry. If you do not, your doctor will keep your information in the registry.

For more information, contact the CAIR Help Desk at 800-578-7888 or helpdesk@cair.ca.gov.


Questions? Ask us!

10/2012

Slide 8

Decline to Share Process


- Patient/parent has the right to decline to have their record shared with other CAIR users
- Can still enter the record into CAIR, but must 'lock' it
- Patient/parent may change their mind at any time
- No form is needed



Slide 9

Benefits of CAIR


- › Shows what shots are due / Forecasts future dates (uses up-to-date national recommendations: AAP/ACIP)
- › Keeps patient shots and TB test information in one central location
- › Prints CA Immunization Record (Yellow Card) with current information
- › Tracks your vaccine inventory & VFC usage
 - Highly Beneficial for Clinical Sites
- › Generates Reports and Reminder/Recall postcards/ phone lists



Slide 10

CAIR Features

- › Supports combination vaccines and accelerated schedule
- › Tracks adverse events/reactions, risks and waivers
 - Flagging contraindications
- › Retrieve and update records in real-time
- › Enter Historical and New Shots is Quick and Easy
- › All ages can be entered into CAIR
- › Clinic level reports
 - Daily Activity Report
 - Vaccine Usage Report
 - Inventory reports
 - Reports for VFC/317 providers

 **CAIR** California Immunization Registry
Connect & Protect

Slide 11

State Supplied Vaccine Report

State-supplied Vaccine Report

Provider ID: 170001

Report Period: 1/1/2014 to 12/31/2014

Vaccine Code: 000000

Report Type: All

Report Date: 1/1/2014

Report Time: 10:00 AM

Report User: 170001

Report Status: 1

Report Total: 1

Report Details:

Vaccine Code	Vaccine Name	Report Period	Report Type	Report Date	Report Time	Report User	Report Status	Report Total
000000	000000	1/1/2014	All	1/1/2014	10:00 AM	170001	1	1

Slide 12

Dose by Dose Accountability

CAIR - New Vaccination

Patient ID: 200000 Last Name: MARTINEZ First Name: MARIA DOB: 01/01/2008

Age: Year 5, Month 6, Day 9

Vaccine Signature: 000000

Provider ID: 170001

Operation Code: 000000

Date Recd: 1/1/2014

Vaccine Code: 000000

Lot Number: 000000

Manufacturer: 000000

Date Initiated: 000000

Batch Site Code: 000000

Admin Site: 000000

VFC Provider: 000000

Accounts for doses by:
-VFC Eligibility
-Private Patients

[illegible]

Slide 16

New CAIR Site User Enrollment

When enrolling new users to the CAIR system, you must first create a new user profile. This form is used to create a new user profile. The user profile is created by the user who is enrolling the new user. The user profile is created by the user who is enrolling the new user. The user profile is created by the user who is enrolling the new user.

New User

First Name: Last Name:
Email: Phone:
Add user to this group: ☐ Remove user from this group: ☐

There are existing users in this group

User Name	First Name	Last Name	Email	Phone	Add user to this group	Remove user from this group
John Doe	John	Doe	john.doe@cair.org	555-555-5555	<input type="checkbox"/>	<input type="checkbox"/>
Jane Doe	Jane	Doe	jane.doe@cair.org	555-555-5555	<input type="checkbox"/>	<input type="checkbox"/>
John Doe	John	Doe	john.doe@cair.org	555-555-5555	<input type="checkbox"/>	<input type="checkbox"/>
Jane Doe	Jane	Doe	jane.doe@cair.org	555-555-5555	<input type="checkbox"/>	<input type="checkbox"/>
John Doe	John	Doe	john.doe@cair.org	555-555-5555	<input type="checkbox"/>	<input type="checkbox"/>
Jane Doe	Jane	Doe	jane.doe@cair.org	555-555-5555	<input type="checkbox"/>	<input type="checkbox"/>
John Doe	John	Doe	john.doe@cair.org	555-555-5555	<input type="checkbox"/>	<input type="checkbox"/>
Jane Doe	Jane	Doe	jane.doe@cair.org	555-555-5555	<input type="checkbox"/>	<input type="checkbox"/>
John Doe	John	Doe	john.doe@cair.org	555-555-5555	<input type="checkbox"/>	<input type="checkbox"/>
Jane Doe	Jane	Doe	jane.doe@cair.org	555-555-5555	<input type="checkbox"/>	<input type="checkbox"/>


There are no existing users in this group

Add user to this group:

Slide 17

CAIR and EMRs

- ▶ Share IZ data with CAIR electronically
 - Receive credit for HITECH 'Meaningful Use'!
- ▶ For more information or to join as DE site visit:
 - Visit the HIE Gateway at www.cairweb.org
- ▶ For Data Exchange assistance contact:
 - CAIR Help Desk at 1-800-578-7889 or email CAIRDataExchange@cdph.ca.gov
- ▶ Discuss options with Eric Dansby your DE Specialist



Slide 18



Thank You!

Twila Crook
Local CAIR Representative
Contact: 951-358-7143
Email: tcrook@rivcocha.org