





# Maggie's Activity Pack

Name \_\_\_\_\_

Date \_\_\_\_\_

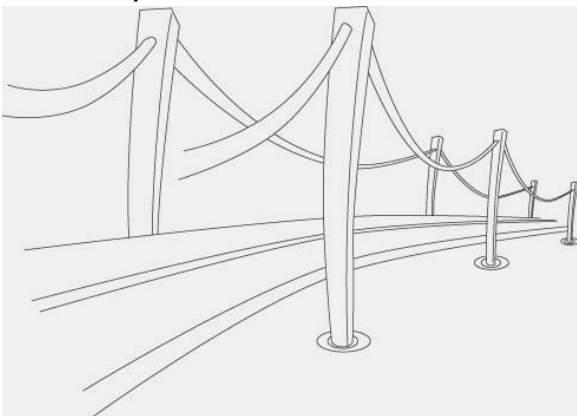


## An Olympic Accomplishment!



Did you watch the Olympics in Athens? If you did you saw the Olympic success of Santiago Calatrava. And this wasn't the first time he took Olympic honors. He did in Spain, too. His honors weren't won on the track field or in the pool. Santiago Calatrava is an architect. He designed the beautiful Olympic stadium in Greece. People wanted the 20 year old Athens stadium to have a new look for the Olympics. They asked Spanish architect, Santiago Calatrava for help. In 1992, he had designed a tower for the Barcelona Olympic Games. In the 12 years since then he designed many other famous things. They knew they could count on him!

In this activity you will organize facts for writing. Below are sentences that tell more about this famous Spaniard, Santiago Calatrava. These sentences are not in order. Read them. Then organize the notes. You will follow step-by-step directions that will help you write a nonfiction paragraph. These steps are a good model for you. You can use them when your teacher asks you to write a report.



*Did you know that  
Santiago Calatrava  
has designed  
bridges, too?*




1. Santiago Calatrava went to college in Spain and studied art and architecture.
2. His family name was passed down from an order of knights.
3. He has designed 33 bridges.
4. Santiago Calatrava was born July 28, 1951 in Valencia, Spain.
5. He had an exhibit of nine sculptures in Zurich Switzerland in 1985.
6. The first competition he won was for the design of the railway station in Zurich, Switzerland.
7. Santiago Calatrava's family was in the export business, and this helped him to have an international outlook.
8. He designed the Symphony Center for the Atlanta Symphony Orchestra in Atlanta, Georgia.
9. His first building in the United States was the addition to the Milwaukee Art Museum in 2001.
10. He went to primary and secondary school in Valencia, Spain.
11. The roof of the Milwaukee Art Museum addition opens like the wings of a swan.
12. At the age of 8 he went to the Arts and Crafts School where he studied drawing and painting.
13. Santiago Calatrava received his PhD in 1979.
14. He designed the Oakland Cathedral in San Francisco, California.
15. When he was thirteen, he went to Paris as an exchange student.
16. He has received major awards in the United States and Israel.
17. After graduating from college, Santiago Calatrava did graduate work in engineering.
18. He designed the Blackhall Place Bridge in Dublin, Ireland.
19. Santiago Calatrava has received 12 honorary doctoral degrees.
20. In the 1970s Santiago Calatrava married a law student from Switzerland.

Now you need to organize these facts into 2 groups:

1. Facts about his life
2. Facts about his accomplishments.

Write the numbers of the sentences about his life in one “notebook.” Write the numbers of the sentences that tell about his accomplishments in another “notebook.”



Follow these directions to help you write your nonfiction paragraph.

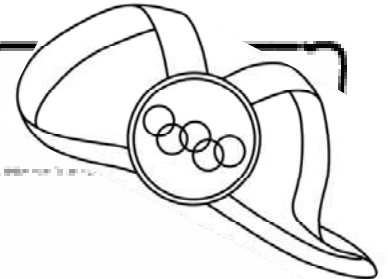
Reread the sentences about his life. Write notes about his life in the box below.

Look at your notes. Write a good sentence that will introduce your readers to Santiago Calatrava. This is your topic sentence.

Next write notes about Santiago Calatrava's accomplishments in this box.

Write your topic sentence about Santiago Calatrava's accomplishments in this box:

Now you can write your gold medal paragraph on Santiago Calatrava. Make a choice. Do you want to write about his life or accomplishments? Draw a picture to go with your report!



A large rectangular box with a thick black border, intended for writing a paragraph and drawing a picture.

Dear Colleague,

Many of your students were probably excited about the sporting events of the Athens Olympic Games. There is always a lot of well-deserved talk about the accomplishments of the athletes. But, as you know, many people with various talents are involved in setting up and running the games. This activity is a great opportunity to show your students that people with differing abilities are needed for the events to run smoothly. Some students may want to find out more about other professionals involved in the Olympics.

We hope you find the step-by-step writing directions useful. The activity is one that will allow you to talk about taking notes and putting information in your own words along with organizing material and writing good topic sentences. We would love to see some of the resulting paragraphs. Please share!

Happy Writing!  
Kathy

The following sentences tell about Santiago Calatrava's life:

1  
2  
4  
7  
10  
12  
15  
17  
20

These sentences tell about Santiago Calatrava's accomplishments:

3  
5  
6  
8  
9  
11  
13  
14  
16  
18  
19

Of course, the above is open to interpretation, and students who organize differently may have good reasons for doing so. Other answers will vary.

**Goals:**

Students will read sentences about the Spanish architect, Santiago Calatrava. They will organize these sentences into 2 groups and take notes based on the information. They will write topic sentences and then compose a nonfiction paragraph about one of the topics. This activity allows for nonfiction writing practice in the content areas using specific step-by-step directions. The activity is available on both the primary and intermediate levels.