



Dear Parent

Happy holidays with our little darlings!!!!

We are going to miss our little bundles of energy and will be waiting to have them back filled with joy, health and energy.

We have prepared some holiday activity sheets for our children to keep them busy throughout the summer vacation. Please allow them to do things the way they enjoy best .Please do not force your child to do the work and do not make the child do more than two pages at a stretch .

Allow the child to observe, explore and find his/her own solutions so that they enjoy doing their work. The Millennium philosophy of "life long learners" can only become a reality if learning comes from within, so let's together make this happen to our little ones and fill their wonder years with golden moments.

Let every moment of this vacation be a time to unite, connect and enjoy beautiful moments with your child.

Thanking You

Regards

Class Teacher



THE MILLENNIUM SCHOOL, NOIDA

Our summer holidays are here again

Ma'am told us all, as we jumped up and down

We squealed with delight and looked at her face

As she gathered us all in a warm embrace



May this holiday be a blessing sweetheart

Never let that smile from your face depart

May your days be filled with love and cheer

While you fill others' lives with joys so dear

Take mamma and papa for a trip out of town

Keep flashing that sun shine smile not a frown

Gather loads of jewels for your little crown

Be it yellow, purple, red, blue or brown



Take grandma and grandpa for a nature walk

Hold them close to your heart while they talk

Tell grandma to make you her magical dish

And please do tell grandpa your secret wish

Go to bed early with a dream in your heart

And wake up to greet the bright sun sweetheart

Tell mamma to make yummy, cool and healthy food

While you enjoy this vacation in a happy mood



Ma'am told all these as we laughed and sang

Hip! Hip! Hurray with a joyful bang

She lovingly gathered us all in her arms

And made all of us feel so special and warm

HOLIDAY ACTIVITIES

2014-2015



THE MILLENNIUM NOIDA

HOLIDAY EXPRESS

SAVE EARTH

My Family



"A peep at my family tree"


Paste the picture of your family members and colour it

Here is my family.

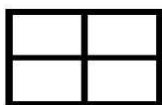
- My mother's name is _____.
- My father's name is _____.
- I was born on _____.
- I am _____ years old.
- There are _____ children in my family.
- There are _____ boys and _____ girls in my family.
- Oldest to youngest the names are _____,
_____, _____ and
_____.

Class I
E.V.S


My home is build with love and care!!!!



door



window



roof



chimney



flower



grass



sun



tree



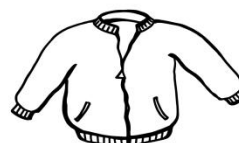
cloud

"LET'S PLANT A TREE AND MAKE THE WORLD SMILE"

Class I
E.V.S

The dress designer in me!!!

Hello! Watch me colour and I can name them too!



skirt

hat

pants

sweater



shorts

shirt

dress

socks



shoes



jacket

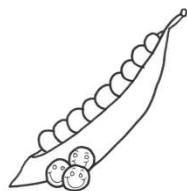
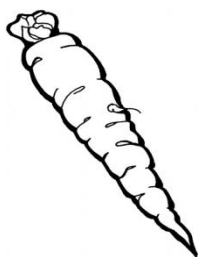




SAVE THE ANIMALS!!! SAVE OUR EARTH. DO NOT USE ANIMAL FUR OR LEATHER!!!

Healthy eating habits

Hello darling!!! Did you know that there is healthy and unhealthy food? Once in a while for a change enjoy a junky snack. But if you have to be healthy, strong and happy you need to have a lot of healthy goodies.

Colour the food that helps you grow...







Draw a picture of your favourite healthy food.

Class I
E.V.S

Places in my neighbourhood

Knock! Knock! Watch out who lives next to your house! Paste the picture of the places in your neighbourhood and write their names in the blank given:






THE LITTLE ARCHITECT IN ME...

Reusing waste materials is a fantastic way to cut down on your art and craft supply budget. It's also a way to save the environment by reusing items that may otherwise end up in a landfill. With a little bit of creativity and the ability to see objects not as they are but what they could be, crafting with recycled materials can be fun, cost-effective, rewarding experience that has the potential to yield unexpected results.

Darling! Let's make something innovative using waste material.

REMEMBER THE 3 R's... REDUCE - REUSE - RECYCLE



Sight Words

S.no	Words
1	The
2	Of
3	To
4	And
5	A
6	In
7	Is
8	It
9	You
10	That
11	He
12	Was
13	For
14	On
15	Are
16	With
17	As
18	I
19	His
20	They
21	Be
22	At
23	One
24	Have
25	This
26	From
27	Or
28	Had
29	By

S.no	Words
30	But
31	Some
32	What
33	There
34	We
35	Can
36	Out
37	Other
38	Were
39	All
40	Your
41	When
42	Up
43	Use
44	Word
45	How
46	Said
47	An
48	Each
49	She
50	Which
51	Do
52	Their
53	Time
54	If
55	Will
56	Way
57	About
58	Many

S.no	Words
59	Not
60	Then
61	Them
62	Would
63	Write
64	Like
65	So
66	These
67	Her
68	Long
69	Make
70	Thing
71	See
72	Him
73	Two
74	Has
75	Look
76	More
77	Day
78	Could
79	Go
80	Come
81	Did
82	My
83	Sound
84	No
85	Most
86	Number
87	Who

S.no	Words
88	Over
89	Know
90	Water
91	Than
92	Call
93	First
94	People
95	May
96	Down
97	Side
98	Been
99	Now
100	Find
101	Any
102	New
103	Work
104	Part
105	Take
106	Get
107	Place
108	Made
109	Live
110	Where
111	After
112	Back
113	Little
114	Only
115	Round
116	Man

Conti...

Sight Words

S.no	Words
117	Year
118	Came
119	Show
120	Every
121	Good
122	Me
123	Give
124	Our
125	Under
126	Name
127	Very
128	Through
129	Just
130	Form
131	Much
132	Great
133	Think
134	Say
135	Help
136	Low
137	Line
138	Before
139	Turn
140	Cause
141	Same
142	Mean
143	Differ
144	Move
145	Right

S.no	Words
146	Boy
147	Old
148	Too
149	Does
150	Tell
151	Sentence
152	Set
153	Three
154	Want
155	Air
156	Well
157	Also
158	Play
159	Small
160	End
161	Put
162	Home
163	Read
164	Hand
165	Port
166	Large
167	Spell
168	Add
169	Even
170	Land
171	Here
172	Must
173	Big
174	High

S.no	Words
175	Such
176	Follow
177	Act
178	Why
179	Ask
180	Men
181	Light
182	Kind
183	Change
184	Went
185	Off
186	Need
187	House
188	Picture
189	Try
190	Us
191	Again
192	Animal
193	Point
194	Mother
195	World
196	Near
197	Build
198	Self
199	Earth
200	Father
201	Head
202	Stand
203	Own

Conti...

Sight Words

S.no	Words
204	Page
205	Should
206	Country
207	Found
208	Answer
209	School
210	Grow
211	Study
212	Still
213	Learn
214	Plant
215	Cover
216	Food
217	Sun
218	Four
219	Thought
220	Let
221	Keep
222	Eye
223	Never
224	Last
225	Door
226	Between
227	City
228	Tree
229	Cross
230	Since
231	Hard
232	Start

[illegible]

Class I
English


Words are fun let's read & read!!!

ack words	ail words	ain words	ake words	ame words	ank words	all words	ale words	ash words
Back	Tail	Gain	Cake	Came	Bank	Ball	Bale	Bash
Tack	Nail	Rain	Bake	Fame	Sank	Call	Gale	Cash
Jack	Rail	Main	Fake	Game	Tank	Hall	Pale	Dash
Rack	Pail	Pain	Rake	Lame	Rank	Fall	Tale	Gash
Pack	Jail	Brain	Lake	Name	Drank	Tall	Sale	Lash
Sack	Fail	Train	Make	Same	Frank	Wall	Male	Mash
Snack	Wail	Chain	Take	Tame	Thank	Mall	Scale	Rash
Smack	Hail	Drain	Brake	Frame		Small	Female	Sash
Track	Trail	Grain	Snake	Shame			Whale	Crash
Black	Snail		Shake	Flame				Trash
Quack				Blame				

Class I
English

I am a memory champ...

See me recall the words I read...



ack words

ail words

ain words

ake words

ame words

ank words

all words

ale words

ash words

Story Time


Let's find out ways to save earth by reading a nice picture story book in the vacation and then write the name of your favourite character and four ways in which you can save our beautiful planet. Also draw any picture from the story book in the space given below:

Name of the story book: _____

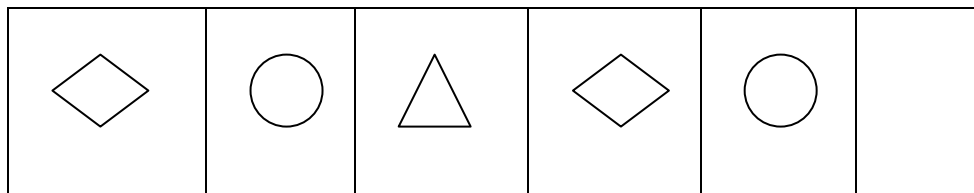
My favourite character from the story is _____

Ways I learned to save earth:


1. _____
2. _____
3. _____
4. _____




Q 1. What comes next in the sequence?





Q 2. Colour as many flowers as the number given in the box.



Q 3. Count and encircle the correct number.

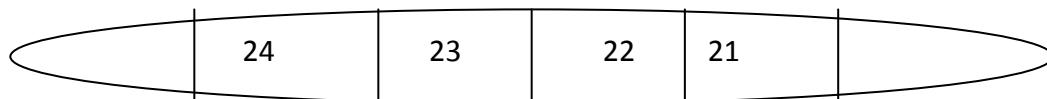


Q 4. Colour with  red, with  yellow and with blue.



Q 5. Fill in the missing numbers by counting backwards

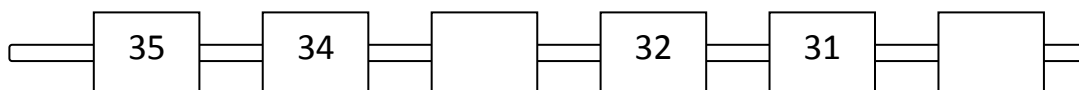
a.



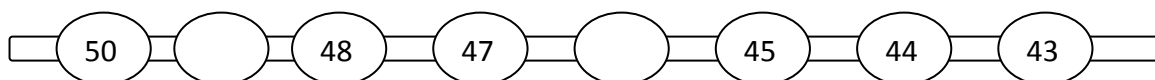
b.



c.




d.



Q 6. Colour and write numbers in backward counting from 22.

A



B



63

63				
----	--	--	--	--

C



100

100		
-----	--	--


D



72

72				
----	--	--	--	--

E






40




37

What comes before and after in the following?




a.







b.



c.





d.



e.



f.

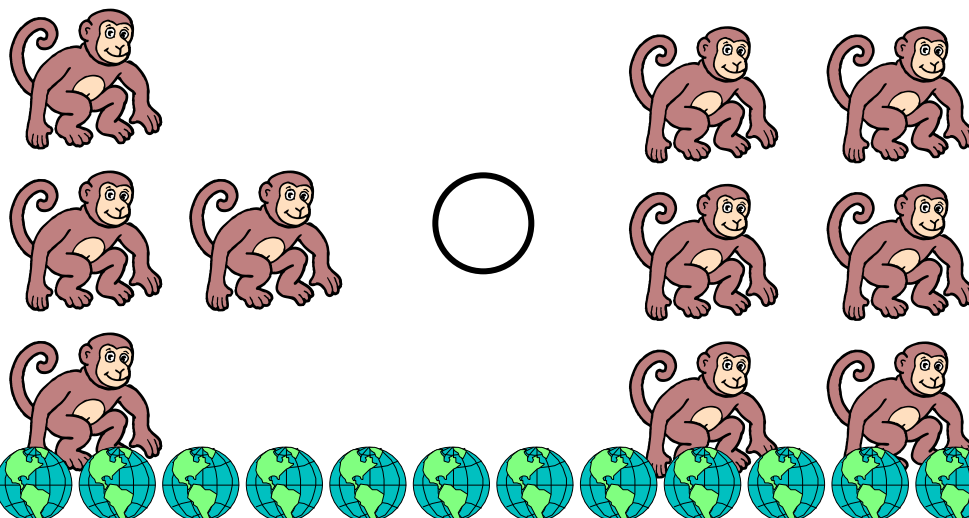
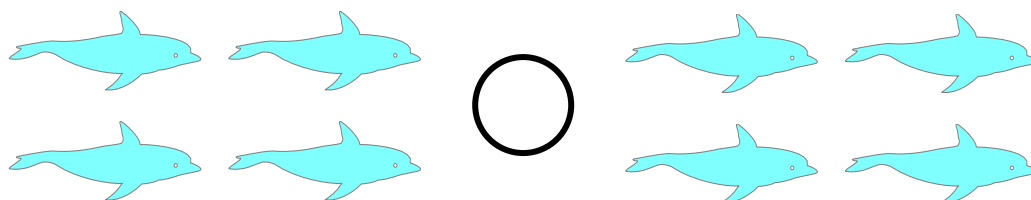



Q. Put the correct sign ($>$, $<$, $=$)

$$20 \quad \bigcirc \quad 20$$

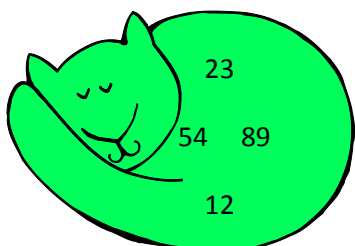
$$45 \quad \bigcirc \quad 50$$

$$74 \quad \bigcirc \quad 70$$




Arrange the numbers in ascending order.

a.




--	--	--	--

b.




--	--	--	--

c.



--	--	--	--	--


d.



--	--	--	--

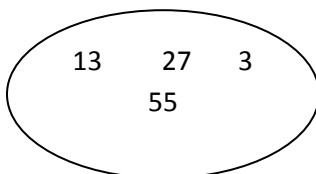
Q. Arrange the following in descending order.

a.



--	--	--	--

b.



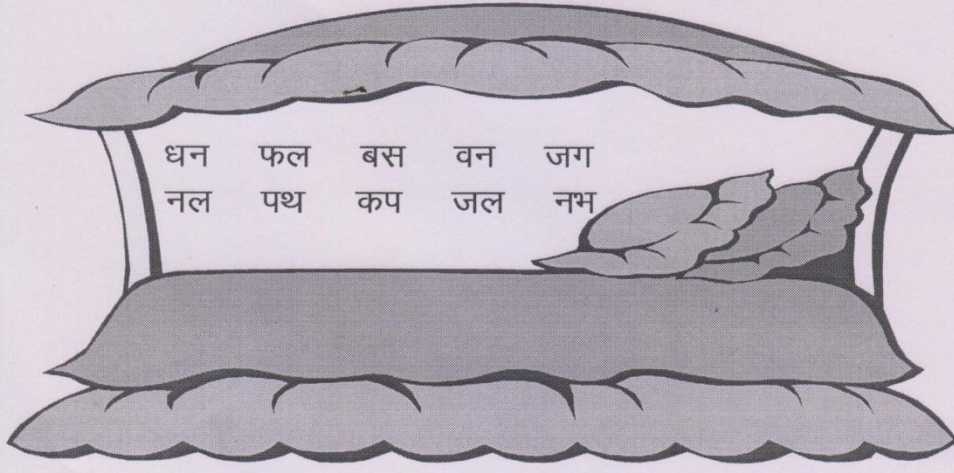
--	--	--	--

c.




--	--	--	--




2. आपके घर में आप इनमें से क्या देखते हैं, उस पर घेरा लगाइए।



3. नीचे दिए गए चित्र को पहचानकर उस पर रंग-बिरंगे कागज़ के टुकड़े चिपकाएँ।




4. संबंधित चित्रों को आपस में मिलाइए।




Class I
Hindi

5. इनमें से उन वस्तुओं पर घेरा लगाइए, जिन्हें खाया जाता है ?



6. शरीर के विभिन्न अंगों में रंग भरिए।





Happy Holidays sweetheart!!! We will be waiting for you with
loads of love & warmth.....

So come back brimming with health happiness & joy.... Will surely
miss your bubbly
facelove you loads



BACK TO SCHOOL