

Let's Learn about Butterflies




Zebra Longwing - Florida's state butterfly

What will we learn today?

- How does a caterpillar become a butterfly?
- What do butterflies eat?
- What are the parts of a butterfly?



Let's read!



My, Oh My - a Butterfly!

By Tish Rabe


Illustrated by

Aristides Ruiz &

Joe Mathieu

Let's take a closer look


- Where do you find eggs?
- What do caterpillars eat?
- What happens to the caterpillar?
- What makes a chrysalis?
- What makes a cocoon?
- What are the parts of a butterfly?



Monarch Chrysalis

Let's investigate

- Look through the Magiscope
- Can you identify the mouth?



Let's gather materials

- Snack sized Ziploc® bags
- Wooden clothes pins
- Colored Sharpies
- Pipe Cleaners
- Tiny Stickers
- Google Eyes
- Glue
- Peanuts
- M & M's®
- Cheerios®
- Banana Chips



Let's create!



Let's play!

Butterfly Run!

- Materials:
 - Paper butterflies
 - Bucket
- Before the game, write the names of various exercises, such as jumping jacks, push-ups, and sit-ups, on the paper butterflies.
- Students line up in single file.
- A bucket filled with the butterflies is placed at the opposite end of the play area.
- Each student takes a turn running across the play area to the bucket.
- The student grabs one butterfly and runs back to the line. The student opens the butterfly and reads out loud the exercise written on the paper inside. The whole group must then do the exercise.



Let's play!



- **All Around the Yard**
- Everyone come get a beach towel, find a spot and lay down.
- Now I'm going to sing you a song to the tune of "The Wheels on the Bus." You'll act out the motions.
 - *SING: The caterpillars are wriggling around, wriggling around, wriggling around. The caterpillars are wriggling around, all around the yard.*
- Now you'll roll into a ball and cover yourself with the towel.
 - *SING: The caterpillars are building a cocoon, building a cocoon, building a cocoon. The caterpillars are building a cocoon all around the yard.*
- Now you're going to emerge from your cocoon and fly around!
 - *SING: The butterflies are flying around, flying around, flying around. The butterflies are flying around, all around the yard.*
- Let's try it again straight through the song!

My Butterfly Story Page

Using information you learned today, create your story page.



Draw a picture of a butterfly.

Complete the sentence.

The name of my butterfly is

My butterfly likes to eat

My butterfly uses its

to eat.

Let's share



Tiger Swallowtail

Resources

- *My Oh My – a Butterfly* by Tish Rabe
- dollarstoremom.com
- ABC's of Entomology curriculum
http://entnemdept.ufl.edu/bug_club/teacher-parents/4H_resources.shtml
- Brock Magiscope
<http://www.magiscope.com/>



Created by 4-H Youth Development Agents

- Whitney Cherry, Calhoun County
- Niki Crawson, Holmes County
- Julie Pigott Dillard, Washington County