

Gate City Quilt Guild Gazette

Volume VI, Issue 4

April, 2014

Guild Events

April 3, 2014
Thursday
Guild Meeting

What to Bring to the Meeting:

- * Raffle ticket money & stubs
- * Name Tag
- * Show and Tell

A Message from the President

"I don't think that I ever want to see another box of fabric!"

That's a strange quote from anyone but from a quilter, almost unbelievable. It can only come after working with a great group of women that changed many boxes of all kinds of fabric into 20+ baskets of beautifully matched fabric that any quilter would be excited to own. Another great example of Gate City Quilt Guild teamwork!

We have just completed our first Board Meeting and we discussed a number of issues. One of the issues had to do with bad weather communications. Last month's meeting was a prime example of trying to make the best decision and then communicating it to everyone in a timely fashion. The Board reached the decision that if weather becomes a possible issue, we will follow UNC-G's weather decision. Their decision can be seen on their website.

A decision was also reached regarding the price of the ads in our newsletter for our members. Currently, the cost for members is $\frac{1}{2}$ the cost of non-members. It was decided that starting now, all business card size ads for members will be free. Any other size ad will be $\frac{1}{2}$ the cost of non-members.

The time line for entering your quilts for the 2014 Quilt Show is getting very close. Don't be the one left behind.

See you in April! Marilyn

*You and Your Family
are cordially invited to
The Preview Reception
at First Baptist Church
Thursday, May 8, 2014
6:30pm - 8:00pm
Bring a Finger Food to share
For more info
Contact Barbara Wolfe*

Program corner-we've got it going on!

-Be sure to check your Evites to RSVP and get details on upcoming lectures and workshops. Be sure to click on the invitation for fees, supply list, etc. Send your email to Membership coordinator and Diana Smith if you are not receiving Evites.

-You are welcome to pay for workshops during the meetings or during the workshop. Workshops are first come, first serve. If workshops are filling up, we will advise you to pay ahead of time to reserve your spot.

-Keep letting us know what you want to do in 2015!

Next Meeting Quilter Spotlight Evelyn Judson



Evelyn's Bio-I have been quilting for over 30 years, partly inspired by my grandmother and aunts who were lifetime quilters. I make both traditional and contemporary quilts, and everything in between, as the fancy takes me. I have exhibited at Visions in San Diego and have won ribbons at the IQA show in Houston. I hand and machine quilt. I do painstaking exact piecing and quick curvy fusing. I embellish old clothes. I bead. I am thread painting more and more. I have a passion for color and texture. I teach classes and give lectures to guilds.

My education was in science and I am utterly surprised and delighted by the undeniable fact that I am an artist. Evelyn has been president of Durham/Orange quilt guild and is currently the fearless leader of their upcoming quilt show this fall.

Evelyn graciously agreed to fill in on really short notice when we had a cancelation so let's give her a warm welcome!

April 3 Lecture--My work--the trunk show--Quilts I've made, the reasons I made them--lots of stories!

April 5 Workshop- Thread Painting Class \$20.00

- **WHEN:**

SATURDAY, APRIL 5 FROM 10:00

AM TO 4:00 PM

Thread Painting Class—Evelyn Judson
Make a beautiful wall hanging top—a spring posy or fireworks--while learning the fundamentals of thread painting and using up scraps of fused fabrics. Anyone who has the basics of thread painting already, I have a couple of more advanced projects you can start--celtic knotwork or thread painting over a digital image.
Materials:

- **WHERE:**

STUDIO STITCH 3715
BATTLEGROUND AVE
GREENSBORO, NC 27410

- ❖ Sewing machine with free-motion capability
- ❖ Basic sewing supplies
- ❖ Fabric
 - 14” square for background
 - Fabric with fuse already applied to one side (scraps from other projects work wonderfully here—solids or tone-on tone, nothing too contrasty.
 - Thread—Heavy or light—30 weight is my favorite for this kind of work. Solid or low-contrast variegated. I use polyester, rayon, cotton, whatever looks right.
 - Heavy tear-away stabilizer—14” square
 - I like to use topstitch needles for this, but almost any needle will work.
- ❖ If you want to do a photograph, print one onto EQ printer-ready fabric, 8 ½ x 11 full page, following instructions on the package. For a first project, use something fairly simple, a landscape or a flower or a bird. Go Google Images!

**May 1 Meeting
 Lecture - Hollis
 Chatelain**

**The Emotion of Color from an Artist
 Perspective**

Since 2000 my work has progressed into monochromatic. Working in just one color has been an interesting and exciting adventure. Art can carry a strong emotion and specific colors reinforce these emotions. I will be speaking about the evolution of color and how we can use different colors to emphasize what we want to say in our art.

**MAY 3 WORKSHOP-
 HOLLIS
 CHATELAIN(UPSIZE
 YOUR JEANS INTO
 ART)
 \$30 + LAB FEE \$5**

- **WHEN:**

SATURDAY, MAY 3 FROM 10:00
 AM TO 4:00 PM

- **WHERE:**

STUDIO STITCH 3715
BATTLEGROUND AVE
GREENSBORO, NC 27410

- Level - Intermediate (must have basic machine quilting skills)
- Get ready to think outside the box. Learn a new raw edge technique and “upcycle” your old blue jeans! We will be combining hand-dyed fabric with blue jeans to create a small wall quilt that is avant-guard and beautiful. Come join in the fun!
- Supply List:
- Sewing machine
 - 4 legs of deconstructed jeans/denim, different colors/values, a variety of very distressed to some darker blues is great - remove seams, zipper, and pockets before coming to class (can bring pockets) - the idea is to have a variety of denim that can be of any color or shade
 - One piece of hand-dyed bright accent fabric - roughly 16” x 18”
 - Cotton backing fabric - roughly 16” x 18”
 - Batting - roughly 16” x 18”, lightweight to medium
 - 20 safety pins for basting
 - Seam ripper
 - Glue stick
 - Scotch Magic tape
 - 2 colored pencils (red & white)
 - Clear polyester thread like Superior Mono-poly
 - Quilting threads to match your hand-dyed fabric
 - Sharp pointed scissors - 6” or smaller
 - Paper scissors
 - 4” x 14” (or larger) clear ruler
 - Cutting mat - we can share

COMING IN JUNE	Leigh Headington(lecture and workshop)
COMING IN JULY	Picnic***Blueberries!***

From Publicity Committee:

Remember to take those posters and cards out to your favorite merchants to ask them to put them out to attract visitors to the show. If you planned to visit a retirement community, don't forget to do so, and remember to complete and return the contact sheet from that visit. Return the contact sheets to me or Carol Lejda. Thanks for your help!

Ginger Karb

Bring Your Calendar!

This time I mean it! There can't possibly be sleet, ice and snow for our next meeting, can there be?

Here's a little teaser of the exciting volunteer positions.

On Tuesday, May 6th starting around 9:00 am we will need volunteers to hold and fold quilts for the judge and to write down her comments (act as Scribe). This will last all day so think am/pm when you consult your calendar.

On Thursday May 8th starting at 8:00 am we need some strong volunteers and willing husbands to deliver the quilt stands to the venue and once they are on site start hanging quilts. This too will be an all day event so please sweet talk your sweetheart and think am/pm or all day as you view your calendar. Sweethearts are especially needed in the am.

Tear down will be Sunday the 10th and starting at 5:00 those sweeties will again take on an important role. The quilts will come down and the stands delivered to the storage facility.

During the show we need volunteers for a variety of things such as monitoring the Admissions table, Silent Auction, and Basket table to name just a few. Again think am/pm or all day! Friday morning we are expecting a lot of busses so our need for volunteers will be great for the morning hours.

Please feel free to call me 336-905-0304 or email at carolquilts@triad.rr.com if you would like to get in on the action. I will also pass around a signup sheet at the next meeting (well, that is if it doesn't snow!)

Carol Lejda

Silent Auction Proceeds

Backpack Beginnings is the chosen recipient for the proceeds from our Silent Auction. In the past, our guild presented half of the proceeds to the chosen charity. This year the Quilt Show Committee voted to give 100% of the proceeds to Backpack Beginnings. First Baptist Church where we are holding our show is a supporter of Backpack Beginnings. Combine that with our guild being in a financial position to be more generous this year, how could we not give more to such a deserving organization? For \$5 they can feed one child for the weekend. For \$150, a child can be fed for a year. We would like to help as many children as possible. Please donate to the Silent Auction and feed a child.

Valerie Patterson

Spread the Word

The quilt show is barely more than a month away. Please encourage everyone you know to visit our show. Be sure to tell them that we are having a Tribute to Randy Silvers who was a well-loved quilter in our area. Tell them we love to help our community with our quilts. We will be displaying some of our charity quilts that go to victims of sexual abuse and to newborns at Women's Hospital. Our Silent Auction — in fact 100% of the proceeds — will benefit Back Pack Beginnings. And, of course, we will have spectacular quilts, lots of items to purchase in our Boutique and more than 20 Raffle Baskets! And don't forget the Raffle Quilt, the vendors, demonstrations throughout the show, and the Hoffman Challenge quilts. Wow! This is going to be spectacular! This will be a great start to the Mother's Day Weekend.

News from the Boutique Committee

REMINDER - we will have a last and very important workshop for the boutique on Thursday, April 10th at the Leonard Recreation Center.

We will meet from 9:00 AM to 2:00 PM.

Janet Bailey

The Quilt Show is Just Around the Corner!

April 1 **Entry forms due!!!!** Send to Debbie Feulner.
Tuesday Silent Auction items due - Contact Margaret Dick

April 2-28 **Volunteer to help with the set-up and the show.**
-Contact Carol Lejda to volunteer.
-Sell Raffle tickets. Contact Sharon Bibbs for more tickets.
-Email info about the show to all your friends
-Put up posters at your church or local store or library
-Invite people to the show on Facebook
-Make sure your quilt has a sleeve and a label, that it is free of lint and threads, and is in a pillowcase.

Date TBA **Help price Yard Sale items**

Turn in your quilts for the show

April 29 - 30 At Studio Stitch 10:30am – 12:00noon
Tues + Wed

May 1 At the guild meeting 6:30pm-8:00pm
Thursday

May 2 12:00noon Deadline for turning in quilts

May 3 - 4 Relax and get ready for a whirlwind week!

May 5 Mon Registration committee brings quilts to First Baptist
Church for judging

May 6 Tuesday Judging Day - Volunteers needed

May 7 Wednesday Setup Chairs - prepare FB for actual setup day

May 8 Thursday **SET UP DAY** Lots of Volunteers needed
Preview Reception 6:30pm-8:00pm

May 9 Friday A Fiesta of Quilts! 9:00am-5:00pm

May 10 A Fiesta of Quilts! 9:00am-5:00pm

Take down Show 5:00pm-7:00pm

Pick up Quilts 5:30pm-6:30pm

Clean up

Charity Quilting

In February, we had a great turnout and a lot of fun at the Jelly Roll Race. Don't let the quiet demeanor of our first place finisher fool you. Her foot was pedal to the metal and she finished in a record time of 1 hour and 30 minutes. Donna Paulsen, our first place finisher, won a \$50 gift certificate to Calla Lily Quilts. Our second place finisher was close behind with a finish time of 2 hours. Our second winner was Judi Bastion who won a fat quarter pack. All of our participants finished within 2 hours and 30 minutes. For those that weren't able to attend the event, try making this jelly roll quilt at home. It's addictive.


We would like to personally thank Maria Adams at Calla Lily Quilts for sponsoring our event with her generous donation. Remember that guild members receive a 15% discount. There are a lot of batting in stock for those needing to finish your quilts for the quilt show, as well as a wide variety of fabrics and supplies.

In March, we made our first delivery of 17 quilts to the Women's Hospital. Hopefully, after we finish preparing for the quilt show, we can make and deliver more quilts to the hospital.

Thank you all for your time and support of charity quilts. Our next meeting will be Thursday April 17th at Susanne Jordan's house. See you there! Jeanine

Tickets for "Celtic Rose" Our Raffle Quilt

The tickets are \$1 per ticket or 6 for \$5. If you would like more tickets you may request them from Sharon Bibbs, 336-580-5761 or ladersmc0@gmail.com.



See what's humming in our hive & follow our blog!
www.buzzingstitches.blogspot.com

4565 Reid Road
Elon, North Carolina
27244

buzzingstitches@gmail.com
336.693.6371

"Your Local, Long Arm Quilting Queens!"

**Give the gift of peace and harmony
To yourself or a loved one**

Restored Balance

Massage for the body and mind

Rachel Paterson

Massage Therapist

LMBT# 10828

Greensboro, NC

(336) 324-0080

Guild Challenge Quilt 2014
Beach or Mountains? Which

Guild Challenge Quilt 2014
Beach or Mountains? Which is your favorite?
Guild Challenge Quilt 2014
Beach or Mountains? Which is your favorite?

Where would you rather be – the mountains or the sea? Create a quilt showing the flavor of your special area. Let your imagination run wild! It could be traditional blocks, an art quilt, a scenic or landscape quilt, or whatever masterpiece reflects your favorite location.

1. **Each fabric can be used only once.** The size of the fabric doesn't matter and each piece can be a different size.
2. Perimeter not to exceed 200 inches, but must be at least 100 inches.
3. You may use any method or methods that you prefer – paper piecing, piecing, appliqué, etc. Feel free to use any embellishments that you would like, such as buttons, feathers, embroidery,
4. The entry must be made entirely by the entrant.
5. Challenge quilts must follow the general guidelines of the quilt show and have a four inch sleeve. However, there is no entry fee and there is no photo required with the entry form.

Contact Elizabeth Pugh or Kathleen Kulla with any questions.

2014 Gate City Quilt Guild Officers

President	Marilyn Honeycutt
President Elect	Debbie Fuelner
Secretary	Susanne Jordan
Treasurer	Janet Bailey
Parliamentarian:	Dot Forsythe

Guild Committee Chairs

Community Service:	Jeanine Cheng & Sigrid Kenny
Historian:	Nancy Paxton
Hospitality:	Judi Bastion
Librarian:	Nancy Miller
Membership:	Ruth Hamilton
Newsletter:	Phyllis Griffin
Program/Workshops:	Diana Smith & Miranda Slade
Publicity:	Ginger Karb
Website:	Beth Thrift
Quilt Show 2014:	Valerie Paterson & Ruth Hamilton

Let's Celebrate!



Happy Birthday to

Dianne Chambers	April 10
Carol Lejda	April 13
Micqui Reed	April 15
Allen Bailey	April 16
Beverly Roesink	April 19

Guild Meetings are held:

1st Thursday of the month (except July)

6:30 pm Social and Shopping
7:00 pm Meeting begins

Studio Stitch

Brassfield Shopping Center
3715 Battleground Ave, Greensboro

www.gatecityquiltguild.org

Gate City Guild phone 336-937-0384

Mailing Address: Gate City Quilt Guild
P. O. Box 29196, Greensboro, NC 27429


Quilter's Community Corner

I need to find a new home for my cat named Goldilocks. She is a rare female ginger cat who is 13 yrs old. She needs a new home because my daughter's allergies have progressed to the point that even with allergy medication she can't stay in my house all day with Goldie there. I have moved to a new place and cannot bring Goldie with me. She is currently staying in a friend's empty house while I try to find her a new home. Anyone interested can reach me at 336-324-4813. Thank you, Barbara Wolfe



**Newsletter Deadline
April 21, 2014**

Send your contributions and info to share to
griffip1@bellsouth.net



Newsletter Advertising

The cost is per month for either newsletter or website

Ad size	Member	Non-member
Business card	\$ 2.50	\$5
1/4 page	\$ 7.50	\$15
1/2 page	\$12.50	\$25
Full page	\$25.00	\$50

From Membership

Happy New Year! **It's time to renew your membership to Gate City Quilt Guild for 2014.** We have some great programs planned for 2014 and a quilt show in May. Most of all we have fun with a great group of people. There is a membership form on the last page of the newsletter. You can fill it out and bring to our meeting or mail to the address on the form. Please remember to bring a check or cash (\$25.00) to renew your membership. Or email completed form to: rchquilt@bellsouth.net and submit payment at the meeting.

Thank you to all who renewed in December.

Ruth Hamilton. Membership

Gate City Quilters Fiesta of Quilts 2014
Quilt Entry Form

Please read **Quilt Show Guidelines** before completing this form. Please PRINT all information. Complete a Quilt Entry Form for each quilt entry (this form may be copied).

Name: _____ Gate City Quilt Guild Member Yes No
Judged Entry Yes No
Display Only Yes No

Address: _____

Email: _____ Phone: _____

Title of Quilt: _____

Made by: _____ Quilted by: _____

Size: Width (⇔) _____ Length (↑) _____

Category: Please check ONE **Sea or Mountains Challenge (no entry fee)** Wearable
 Bed Quilt Miniature Scrap Quilt Kitted quilt or Block of the month quilt
 Wall Hanging Small Quilt Other _____
 Adult First Quilt Group Quilt (3+ people) Youth Quilt: age of quilter _____

Techniques: Circle the primary technique; check all others that apply
 Hand Pieced Hand Appliquéd Embellished
 Machine Pieced Machine Appliquéd Hand Embroidered
 Paper Pieced Machine Embroidered Printed, dyed, stamped, etc.
 Trapunto Other: _____

Quilting: Check all that apply
 Hand Quilted Machine Quilted _____ Long Arm _____ Home Sewing Machine Professionally Quilted

Design Source/Inspiration _____

Pattern Used _____

Quilt Description _____

_____ Is this quilt for sale? Yes \$ _____ No

- ✓ Complete and sign entry form
- ✓ Send 2 photos of each entry
- ✓ Entry fee (**payable to Gate City Quilt Guild**) for each quilt is \$5 for guild members, \$10 for non-members. *There is no entry fee for the Sea or Mountains challenge.*
- ✓ Entry deadline is **April 1, 2014**.
- ✓ Mail completed and signed entry form, photos, and payment to:
 - Debbie Feulner, 3507 Windswept Drive, Summerfield, NC 27358
 - Questions? dfeulner@triad.rr.com (Fiesta of Quilts in the subject line)

I wish to enter the quilt named and described above and agree to abide by the rules and procedures of the Gate City Quilt Show. Although the utmost care will be taken of these quilts and security will be on hand, neither the Gate City Quilt Guild, First Baptist Church, nor the Show Committee will be held responsible for loss or damage to quilts. I understand that my signature below gives Gate City Quilt Guild the right to use a photo of my quilt in any show publications, advertisements, or promotional materials.

Entrant's Name

Date

Gate City Quilters **Fiesta of Quilts 2014** Quilt Show Guidelines

1. Each entered item must have its own entry form. Entry fee for each quilt is \$5 for Gate City Quilt Guild members, \$10 for non-members. *There is no entry fee for the Sea or Mountains challenge.*
2. Entry Forms, photos and payment must be received by **April 1, 2014**. You will receive email confirmation when your entry has been received.
3. Entries may not have previously been exhibited in any Gate City Quilt Guild quilt show.
4. Entries must have been completed within the previous five (5) years.
5. No knitted, crocheted, or other crafts will be accepted.
6. The show committee and/or judges reserve the right to assign categories.
7. Entries must be completed and clean.
8. All quilts larger than 96" perimeter must have a **finished 4-5" deep hanging sleeve** securely attached.
9. Entries must have a label on the back lower right corner with the quilt name, maker name, address, and phone number. Use safety pins to place a piece of muslin over the label; it will be removed after judging.
10. Group Quilts include quilts made by 3 or more people in all categories.
11. Miniature Quilts are made from blocks 4" or smaller and are miniature versions of larger quilt block patterns. Perimeter is 50" or less.
12. Scrap quilts must contain at least 50 different fabrics.
13. Quilts must be received no later than noon on Friday, May 2, 2014.
14. Quilts may be dropped off at the Gate City Quilt Guild meeting in May. They may also be dropped off at the Studio Stitch shop on April 29-30 from 10:30-noon.
15. Each quilt must be placed in a pillow case with the name of the quilt, entrant's name, address, and phone number clearly labeled on the outside of the pillowcase.
16. All quilts must be picked up on Saturday May 10 between 5:30 pm and 6:00 pm at the First Baptist Church unless other arrangements have been made in advance. Gate City Quilt Guild will not be responsible for any unclaimed quilts.
17. Entries will not be returned by mail.
18. You must present the entry claim card in order to claim a quilt.

Awards:

Ribbons may be awarded at the discretion of the judges for 1st, 2nd, 3rd place, and Honorable Mention. Ribbons will also be awarded for the following:

- Best of Show
- Viewer's Choice
- Judge's Choice
- Best Use of Color
- Best Reflects Theme of Show
- Best Hand Quilting
- Best Home Sewing Machine Quilting
- Best Long Arm Machine Quilting
- Most Creative

Gate City Quilt Guild
2014 Membership Application

Please Print Legibly:

Name: _____

Address: _____

City, State, Zip: _____

Home Phone: _____ Cell Phone: _____

Email: _____

Birthday: (year optional) _____

Check if New Renewal

Please check any committee(s) that you would like to work on:

Hospitality

Newsletter

Publicity

Librarian

Historian

Programs/Workshops

Quilt Show

Membership

Community Service

Web Site

Other _____

Annual membership is January 1 – December 31, 2014. The 2014 annual membership fee is \$25 and is due by January 25, 2014. New members joining after July 1, 2014 will be charged \$15 for membership through the remainder of the 2014 membership year. No other prorating will apply. Membership dues are non-refundable.


Mail this completed form and your \$25 check, payable to Gate City Quilt Guild by January 25th to:

Gate City Quilt Guild
P.O. Box 29196
Greensboro, NC 27429

Or – hand it in at the membership table at any meeting

Information from our fellow quilt guild

Forsyth Piecers & Quilters Guild
presents



Merry Quilts of May
Quilt show

May 16-17, 2014 9:00am-5:00pm
Parkway Presbyterian Church Silas Creek Pkwy/Kirklees Rd
Winston-Salem, NC Admission: \$5
Call (336) 945-4381 or (336) 940-2219 for more info