



Orchid View January 2016

OUR NEXT EVENT is our ANNUAL SHOW
Jan 2 & 3, 2016

Sarasota Orchid Society Presents **An EXPLOSION of ORCHIDS**

Sarasota's Largest Exposition of Orchids in Years

Saturday, January 2, 2016
9 AM- 5 PM


Sunday, January 3, 2016
10 AM- 5 PM

Sarasota Municipal Auditorium
801 North Tamiami Trail (US 41)
Sarasota, Florida

Admission \$5.00
Students with Valid ID \$1.00
Children Free

Free Education Classes
Details Available at www.sarasotaorchidsociety.org

Orchid Photo Credit: Greg Allikas, www.orchidworks2.com



Sponsored by



1714342

There will not be a SOS meeting in January
Please do not go to Selby Gardens.

Please support your club by helping out anyway you can. Here are the following committees:

Annual Orchid Show

As most of you know, our annual Orchid Show is approaching the very first weekend of 2016! The dates are Saturday, Jan 2, and Sunday Jan. 3 from 9 to 5 PM, with set-up on Friday, Jan 1 from 12-6. **We cannot have a successful Show without your participation!** We expect each & every one of our members to do their part by working on at least one of the committees. The committees are as follows:

Show Set-up Chairman: Norm Hillstrom- 941-926-0166 12:00 Noon Friday, Jan 1st Assist putting tables up in Auditorium, lay plastic on the floor, setting up pipe & drape, and putting on table skirts.

Hospitality Chairman: Patti Quinnelly- 678-261-4440 For our volunteers and vendors arrange donated food in the SRQ Auditorium stage behind the curtains. Keep area clean. 4 hour shifts

Front Door Chairman: Roy Krueger- 941-776-5079 1 person for each: Welcome people to the show, & collect \$5 fee. 2 hour shifts

Survey & Security Chairman: Jane Hagerstrom- 941-359-9980 Survey attendees how they heard about our show and monitor exit doors on Saturday & Sunday. 2 hour shifts

Plant Hotel Chairman: Carolyn & Al Langdon- 941-907-4161 Holding area for guests' orchids they have purchased- use matching ticket numbers for plants & owners. 4 hour shifts

Information and Membership Table Chairman: Lori Boyce-941-228-0146 Welcome & Inform guests of the value of membership in the Sarasota Orchid Society, sell Culture Books -\$1.00, Motes Books \$20.00. 4 hour shift.

Sell Raffle Tickets-Chairman Chairman: Helen Hreen- hhreen@aol.com Sell raffle tickets for blooming orchids and orchid related items which are raffled off every hour of the show. Announce winners over loud speaker. 4 hour shifts

Show Tear-down Chairman: Norm Hillstrom- Sunday, Jan 4 @ 5PM. Assist to dismantle SOS display, put away tables & supplies, help sweep floors, general hall clean-up. Generally takes approximately 1 ½ to 2 hours.

Society Exhibit Setup: Jo Davis- 941-228-5501 1:00 pm Friday January1, 2016 Assist in setup of orchid plants & ferns as directed, put on "socks" on orchid & fern pots, place name tags in plants as directed. Please call Jo Davis if you would like to learn and help. Also help "Tear down" display at end of show Sunday afternoon@ 5PM.

Remember, if you work the Show, you will get in the Show free of charge. Otherwise members are expected to pay at the door.

Show Set-up Fri.1/1/16 12-6**Norm Hillstrom Chairman**

Laurie Stoner 284-8919
 Denny Pavlock 966-8753
 Jo Davis 228-5501
 Karen Bird-Lister 400-7021
 Jack Knuese-

Hospitality

Friday Jan 1-6 Snacks, Water, & Soda
Patti Quinnelly. 678-361-4440

Saturday Jan 2 8:30-12:00

Patti Quinnelly. 678-361-4440
 Julie McClure 746-2100

Saturday 12-4:30

Jo Davis 228-5501
 Barb Delgado 302-8456

Sunday Jan 3, 9:30-12:00

Jo Davis 228-5501

Sunday Jan 3 12:00-4:30

Patti Quinnelly. 678-361-4440
 Kay Weber 685-0690

Front Door Roy Krueger, Chairman**Saturday 9:00 -11:00**

Cindy Auchter

Susan Art

Sat. 11:00 - 1:00

Ramsey & Susan Sadi
 Ann Fletcher 792-3296

Saturday 1:00-3:00

Wolf Bruckner
 Elizabeth Lucchesi

Saturday 3:00-5:00

Tony & Ellen Nacinovich 870-3342

Show Tear Down**Sunday @ 5 p.m****Norm Hillstrom, Chairman**

Jack & Karen Kneuse 349-1225
 Jo Davis 228-5501
 Karen Bird-Lister 400-7021
 Denny Pavlock 966-8753

Surveys**Jane Hagerstrom, Chairman****Saturday Jan 2, 2016**

8:30-11 Ria Escobar 358-6223

11am to 1:00

1-3

3-4:30**Sunday Jan 3 9:45-12:00****12:00-2:00****2:00-4:30**

Judy Sherpa (862) 200-6545

Admissions-Front Door Cont'**Sunday Jan 3, 10:00-12:00**

Charlotte Dart
 Elizabeth Lucchesi

Sunday 12-2

Halina Farsun 351-8580
 Steve & Hazell Miller

Sunday 2:00-5:00

Bob & Marta Hudson

Orchid Hotel

Caroline & Al Langdon
Chairman

Saturday 9:00 to 1:00

Maura Casorio
 Kathy Gorman
1:00 to 5:00
 Karen Bologna 925-7752

Sunday 9:00-1:00

Bill Zoller
 Janice Zoller

1:00-5:00

Ramsey Sadi
 Susan Sadi

Raffle Ticket Sales**Helen Hreen, Chairman****Saturday 9-1**

Jane Shapiro 351-3514

Saturday 1-5 pm

Pete Senchyshak 705-8785
 Kyra Senchyshak 713-9851

Sunday 10-1

Jane Shapiro 351-3514

Sunday 1-5

Karen Bologna 925-7752

Information & Membership**Membership & Sales**

Lory Boyce, 812-4447

Saturday 9-1

Hazell & Steve Miller
 Doriell Boyce 544-4084

Saturday 1-5

Barry Reese 727-423 3702

Sunday 10-2**Sunday 2-5**

Madi & George Ruhl 378-9252

Show Co-Chairs

Denny Pavlock 966-8753
 Laurie Stoner 284-8919
 Jo Davis 228-5501

Thank You for
Volunteering!!

If you don't see your name on the list of workers for the show, call the chairman of the committee you wish to help and they will be glad to make sure your name is on their list and let you know what time for you to be at the auditorium and any other information you might need. **Please help make this a great show.**

Call for Blooming Plants for the SOS Show ...

Check your orchid collections to see if you have blooming plants that you want to have possibly included in our Show.

In order to provide labels for the plants please call 941-358-8537 or email Laurie Stoner aurissas@msn.com with a list of your plants by Wednesday, Dec. 30th.

Please bring your blooming plants for our display to the Municipal Auditorium at 1:00 pm on Jan. 1st. If that is not possible, please advise Laurie Stoner of that on the 30th to make arrangements for another drop off time and place. It is imperative that you have your name on the plant pot and the name of your orchid is with your plant.

Please pick up your plants from the display between 5 & 6 pm, Sunday, Jan. 3rd.

PREPARING YOUR ORCHIDS FOR A SHOW

The following article was copied from <http://orchidworks.com/showguide/grooming/groomed.htm>

You should begin preparing an orchid for exhibition before the blooms are actually open. By doing so, the flowers are encouraged to open to their fullest potential and present themselves in the best way possible. The first step is to remove any distracting hardware such as hangers, old stakes, ring stakes etc. Rhizome clips may be left in place, however, if the plant is established you may remove them. Using a pair of clean shears, cut off any old bloom spikes or remnants. If the plant has any unsightly leaves, use sterilized shears or a razor blade to cut the damaged part off. Dress all cuts to healthy plant tissue with fungicide powder to discourage infection. Be discreet and remove only the dead part of a leaf. If most of the plant looks unhealthy, you are better off not showing it. Carefully remove any dried sheaths from the pseudobulbs. An old toothbrush moistened with a little water or rubbing alcohol works well for this purpose. Insert a stake into the potting media close to the bottom of the flowering growth. The idea is that the media will firmly anchor the base of the stake while the top is anchored to the pseudobulb. Stakes are available in different materials with bamboo and galvanized wire probably being the most popular. Here we're using 10-gauge galvanized wire because it can be easily bent. The judges seem to prefer the use of green bamboo stakes, so that they do not detract from the display. However, the galvanized wire may be wrapped with green floral tape, too. Every plant presents its unique challenge and ingenuity will always succeed. Sometimes the stake can be located on a different side of the pseudobulb where it makes a better line with the inflorescence. Other times such as here, the bendability of wire solves the problem. Holding the pseudobulb and stake firmly we will give it a slight bend to meet the flower spike. Be careful and deliberate. We don't want to slip and break the flowers. Do not try to rush at this stage. Consider what you are doing. Although orchids are resilient plants, a broken flower spike can be heartbreaking. Here you can see that the spike has developed at an angle to the pseudobulb. Trying to force the spike to the stake will probably break it. Instead we will move the stake to the inflorescence. Fasten the stake to the top of the pseudobulb, where the leaf meets it, with a piece of twist-tie or bell wire.

December Monthly Meeting Plant Awards

Best Hybrid

Jo Davis


Cattlianthe Jewel Box (Guarianthe aurantiaca x Cattleya Anzac)



Best Species

Greg Wirth

Cycnoches chlorochilon 'Warszewiczii'



Speakers Choice

Kathy Lewis

Encyclia cordigera 'Hinamani'



Christmas Party



Here's a brief announcement on the SOS Mentor Program

The official launch of the Sarasota Orchid Society (GURU) mentoring program took place at the December meeting. The program provides personal help and reading materials to help with growing needs. The following 21 people signed up to be the first group of Mentees ...

SOS Mentees	Location
Doriel Boyce	Sarasota
Marta & Bob Hudson	Sarasota
Juana Munoz	Sarasota
Greg Wirth	Sarasota
Pam Baker	Sarasota
Jean Ruff	Sarasota
Halina Farsun	Sarasota
Cora Sanders	Sarasota
Kathie Gorman	Sarasota
Marisa Mangani	Sarasota
Margaret Haas	Lakewood Ranch
Sharon Mitchell	Sarasota
Maura Casario	Sarasota
Jean Berstling	Sarasota
Cindy Auchter	Sarasota
Mary McDuffie	Osprey

Patty Turffs	Sarasota
Hazell & Steve Miller	Bradenton
Pete & Kyra Senchyshak	Bradenton
Randy Brodsky	Sarasota
Jacqueline Fitzgerald	Sarasota

The following 11 experienced SOS growers signed up to be the first group of Mentors ... We continue to look for additional mentors.


SOS Mentors	Location
Karen Bird-Lister	Sarasota
Lory Boyce	Sarasota
Jo Davis	Sarasota
Susan Gerhardt	Sarasota
Roy Klinger	Nokomis
Jack Knuese	Sarasota
Monroe Kokin	Venice
Roy Krueger	Parrish
Cathy Lewis	Sarasota
Laurie Stoner	Sarasota
Dennis Pavlock	Osprey

The initial thoughts for the program are each mentor will meet with their two mentees twice for about one hour each time. They will meet once at the mentor's growing area so the mentees can see how the mentor grows and then the mentor will meet at each mentee's growing location to offer growing suggestions. There is also a packet of information that everyone received, which included both articles well as internet sites that have helpful growing tips.

For those who are part of this first wave of the program, please send any and all feedback to Dennis Pavlock at dfpavlock@gmail.com. Also, for anyone interested in being part of the next wave of the program, please let Dennis know as well.

Happy Holidays to all!

Plants we should all grow by Roy Krueger



LAELIA ANCEPS

Over the years, the genus *Laelia* has varied in numbers up to 60 or so. Then modern taxonomy led them to be split into several *Cattleya* related groupings. Those remaining *Laelias* are mostly from Mexico and Central America. Most are small plants that grow in low forests or on rocks. Typically, they are quite small and all have eight (8) pollinia.

One major exception is *L. anceps*. It produces a pseudobulb of 4-5" tall, topped with one or two leaves up to 10-12" long and 2" wide. *Anceps* is an easy plant to grow. It grows like most typical *Cattleyas* in a well drained coarse mix. It takes moderate to bright light. The major difference compared to *Cattleyas* is *anceps* requires far less humidity when in active growth.

L. anceps blooms in late fall to early winter. Color forms vary. The type form is light pink/violet. It has a darker purple mid lobed lip with a white center in the rear of the column. Other color forms range from alba, pink, coerulea and even splash petals.

A word of culture caution. Grow it on the top bench with space above the plant since the inflorescence can be over 40" tall topped with 2-5 flowers up to 5" across. Flowers last 2-3 weeks maximum.

When not in active growth, keep the plant somewhat on the dry side and cooler. It grows very well outside in Central Florida except for the very coldest nights.

I fertilize *L. anceps* like my large *Catts*. Weakly weekly with a 13-2-3 water soluble fertilizer with Cal Mag. Once a month in fall and winter, I switch to potassium nitrate and Epsom salts (magnesium sulfate). I fertilize year around, but reduce the strength in winter to ½ the strength I use the rest of the year.

L. anceps is found growing in Mexico, and Honduras at elevations from 500-5000'. It grows in oak forests and on coffee plantations. I have never had real success however, trying to grow it on a mount or in a basket.

It is a relatively slow growing plant. When purchasing, try to get a mature plant or a division with at least 4 or more pseudobulbs. I grow it exclusively in clay pots.

Repot it only when you see new root tips emerging, normally in late spring. Do not set the plant too deep in the medium. Set the rhizomes on the surface of the medium near the bottom of the pot with the roots spread out. Then gently lift the plant and back fill with more medium until the plant is near mid pot. Anchor securely with pot clips making sure the rhizomes are not buried.